

SAMSUNG

VRF

Technical Data Book

**DVM S Eco for America
(R410A, 60Hz, HP)**



Model : AM**FXMDCH/AA, AM060MXMDCH/AA

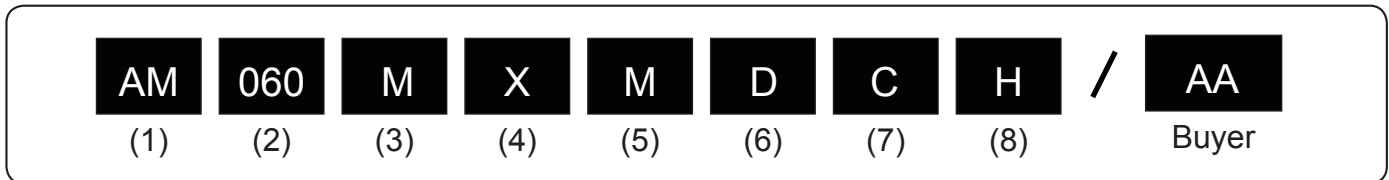
History

Version	Modification	Date	Remark
Ver.1.0	Release DVM S Eco for North America TDB	'13.03.29	
Ver.2.0	Update all contents & Add New Model(AM060MXMDCH/AA)	'17.01.11	
Ver.2.1	Revised the Capacity Correction heating data (P46)	'18.03.06	
Ver.2.2	Updated some AHRI spec	'19.02.13	
Ver.2.3	Updated outdoor air temp. range of capacity table	'19.04.10	
Ver.2.4	Updated some specification	'23.07.07	

Nomenclature

Outdoor Unit

Model Name



(1) Classification

AM	DVM
----	-----

(2) Capacity

kBTu/h (3 digits)

(3) Version

F	2013
H	2014
J	2015
K	2016
M	2017

(4) Product Type

X	Outdoor Unit
N	Indoor Unit

(5) Product Notation

M	DVM S Eco
---	-----------

(6) Feature

A	Standard + General Temp.+ MODULE
H	High EER + Low Temp + Module
D	STANDARD+GENERAL Temp. + NON MODULE

(7) Rating Voltage

E	1Ø, 220~240V, 50Hz
G	3Ø, 380~415V, 50Hz
H	3Ø, 380V, 60Hz
C	1Ø, 208V~230V, 60Hz

(8) Mode



H	Heat Pump
R	Heat Recovery

Contents






































































1. Line up	5
2. Specification	6
3. Electrical Characteristics	8
4. Dimensional Drawing	9
5. Center of Gravity	11
6. Electrical Wiring Diagram	13
7. Sound Data	15
8. Operation Range	18
9. Piping Diagram	20
10. Capacity Table	22
11. Capacity Correction	54
12. Installation	55

1. Line up

1-1. Outdoor units

Capacity (Ton)	3	4	5	
Shape				
Model	AM036FXMDCH/AA	AM048FXMDCH/AA	AM053FXMDCH/AA	AM060MXMDCH/AA

1-2. Indoor units

Model	Capacity (kBtu)															
	5.0	6.0	7.5	9.0	9.5	12.0	15.0	18.0	20.0	24.0	27.0	30.0	36.0	48.0	54.0	60.0 72.0
Slim 1Way CST																
4Way CST (600X600)																
4Way CST																
360 CST																
Floor Standing Unit																
Slim Duct																
MSP Duct																
HSP Duct																
Ceiling																
Wall mounted (Neo Forte)																
V-AHU																

2. Specification

AM036/048/053FXMDCH, AM060MXMDCH/AA

Type				DVM S ECO	DVM S ECO	DVM S ECO	DVM S ECO
Model Name				AM036FXMDCH/AA	AM048FXMDCH/AA	AM053FXMDCH/AA	AM060MXMDCH/AA
Power Supply			Φ, #, V, Hz	1, 2, 208 ~ 230, 60	1, 2, 208 ~ 230, 60	1, 2, 208 ~ 230, 60	1, 2, 208 ~ 230, 60
Mode				-	HEAT PUMP	HEAT PUMP	HEAT PUMP
Performance	TON	TON		3	4	5	5
		Capacity	Cooling ^{1)*}	Btu/h	38,000	48,000	53,000
	Heating ^{2)*}		Btu/h	42,000	54,000	61,000	66,000
Maximum number of connectable indoor units	Total capacity of the connected Indoor Units	Min.	EA	6	8	9	10
			MBH	19	24	27	30
		Max.	MBH	49	62	69	78
Power	Power Input (Nominal)	Cooling ^{1)*}	kW	3.1	4.2	5.3	5.2
		Heating ^{2)*}		3.4	4.4	5.4	5.3
	Current Input (Nominal)	Cooling ^{1)*}	A	15.0	20.3	25.6	23.0
		Heating ^{2)*}		16.4	21.3	26.1	23.5
	MCA	A	23.0	29.0	34.0	32.0	
	MOP		40.0	50.0	50.0	50.0	
COP	EER2 (Nominal Cooling, US)		(Btu/h)/W	12.3	11.4	10.0	11.5
	COP (Nominal Heating)		W/W	3.62	3.60	3.31	3.65
	EER2 ^{3)*}		(Btu/h)/W	11.20	10.20	9.45	9.90
	COP ^{3)*}		W/W	3.00	3.00	2.95	3.20
	SEER2 ^{3)*}		-	16.0	16.0	15.5	16.5
	HSPF2 ^{3)*}		-	8.6	9.4	8.6	9.5
Casing	Material	Cabinet Base	-	EGI steel plate	EGI steel plate	EGI steel plate	EGI steel plate
		GI steel plate	GI steel plate	GI steel plate	GI steel plate	GI steel plate	
Heat exchanger	Type		-	Fin & Tube	Fin & Tube	Fin & Tube	Fin & Tube
	Material	Fin	-	Al	Al	Al	Al
		Tube	-	Cu	Cu	Cu	Cu
Fin Treatment		-	Anti-corrosion	Anti-corrosion	Anti-corrosion	Anti-corrosion	
Compressor	Type		-	Twin BLDC Rotary	Twin BLDC Rotary	Twin BLDC Rotary	Inverter Scroll
	Output		kW × n	4.12 x 1	4.12 x 1	4.12 x 1	4.96 x 1
	Model Name		-	UG5T450FUEJXSG	UG5T450FUEJXSG	UG5T450FUEJXSG	DS-GB052FBVA
	Oil	Type	-	PVE	PVE	PVE	PVE
Initial Charge		cc (fl oz)	1700 (57.4)	1700 (57.4)	1700 (57.4)	1100 (37.2)	
Fan	Type		-	Propeller	Propeller	Propeller	Propeller
	Discharge direction		-	Horizontal	Horizontal	Horizontal	Horizontal
	Quantity		ea	2	2	2	2
	Air Flow Rate	CMM		110	110	110	135
		CFM		3,885	3,885	3,885	4,767
		l/s		1,833	1,833	1,833	2,250
External Static Pressure	Max.	mmAq	-	-	-	-	
		Pa	-	-	-	-	
Fan Motor	Model		-	BLDC Motor	BLDC Motor	BLDC Motor	BLDC Motor
	Output x n		W	125 x 2	125 x 2	125 x 2	139 x 2
Piping Connections	Liquid Pipe		Type	Braze connection	Braze connection	Braze connection	Braze connection
			Φ,mm(inch)	9.52 (3/8")	9.52 (3/8")	9.52 (3/8")	9.52 (3/8")
	Gas Pipe		Type	Braze connection	Braze connection	Braze connection	Braze connection
			Φ,mm(inch)	15.88 (5/8")	15.88 (5/8")	19.05 (3/4")	19.05 (3/4")
	Discharge Gas Pipe (HR Only)		Type	-	-	-	-
			Φ,mm(inch)	-	-	-	-
	Heat insulation		-	Both liquid and gas pipes	Both liquid and gas pipes	Both liquid and gas pipes	Both liquid and gas pipes
Piping length (ODU-IDU)	Max. [Equiv.]	m (ft)	150 [175] (492 [574])	150 [175] (492 [574])	150 [175] (492 [574])	150 [175] (492 [574])	
Piping length (1st Branch-IDU)	Max.	m (ft)	40 (131)	40 (131)	40 (131)	40 (131)	

2. Specification

Type				DVM S ECO	DVM S ECO	DVM S ECO	DVM S ECO
Model Name				AM036FXMDCH/AA	AM048FXMDCH/AA	AM053FXMDCH/AA	AM060MXMDCH/AA
Piping Connections	Total piping length (System)	Max.	m (ft)	300 (984)	300 (984)	300 (984)	300 (984)
	Level difference (ODU in highest position)	Max.	m (ft)	50 (164)	50 (164)	50 (164)	50 (164)
	Level difference (IDU in highest position)	Max.	m (ft)	40 (131)	40 (131)	40 (131)	40 (131)
	Level difference (IDU-IDU)	Max.	m (ft)	15 (49)	15 (49)	15 (49)	15 (49)
Wiring connections ^{4)*}	Communication	Minimum	mm ²	0.75	0.75	0.75	0.75
		Remark	-	F1,F2	F1,F2	F1,F2	F1,F2
Refrigerant	Type			R410A	R410A	R410A	R410A
	Factory Charging		kg	3.2	3.2	3.3	3.7
			lbs	7.1	7.1	7.3	8.2
Sound ^{5)*}	Sound Pressure	Cooling	dB(A)	50	51	53	58
		Heating		52	53	55	60
	Sound Power			66	67	69	76
External Dimension	Net Weight		kg	100	100	103	125
			lbs	220.5	220.5	227.1	275.6
	Shipping Weight		kg	105	105	108	135
			lbs	231.5	231.5	238.1	297.6
	Net Dimensions (WxHxD)		mm	940 x 1,210 x 330	940 x 1,210 x 330	940 x 1,210 x 330	940 x 1,420 x 330
			inch	37.01 x 47.64 x 12.99	37.01 x 47.64 x 12.99	37.01 x 47.64 x 12.99	37.01 x 55.91 x 12.99
Shipping Dimensions (WxHxD)		mm	995 x 1,388 x 426	995 x 1,388 x 426	995 x 1,388 x 426	995 x 1,578 x 426	
		inch	39.17 x 54.65 x 16.77	39.17 x 54.65 x 16.77	39.17 x 54.65 x 16.77	39.17 x 62.13 x 16.77	
Operating Temp. Range	Cooling		°F	23 ~ 118	23 ~ 118	23 ~ 118	23 ~ 118
	Heating		°F	-4 ~ 75	-4 ~ 75	-4 ~ 75	-13 ~ 75

NOTE

- Specifications may be subject to change without prior notice.
 - Nominal cooling capacities are based on;
 - Indoor temperature : 80°F DB, 67°F WB
 - Outdoor temperature : 95°F DB, 75°F WB, Equivalent refrigerant piping : 25ft, Level differences : 0ft
 - Nominal heating capacities are based on;
 - Indoor temperature : 70°F DB, 60°F WB
 - Outdoor temperature : 47°F DB, 43°F WB, Equivalent refrigerant piping : 25ft, Level differences : 0ft
 - Certified performance under Unitary Small HP AHRI Standard 210/240.
 - Combination Indoor Units : Ducted indoor units.
 - Select wire size based on the value of MCA
 - Sound power level is an absolute value that a sound source generates.
 Sound pressure level is a relative value, depending on the distance and acoustic environment.
 Sound values are obtained in an anechoic room.
 Sound values of multi combination are theoretical values based on sound results of individual installed units.
- These products contain R410A which is fluorinated greenhouse gas.

3. Electrical Characteristics

Capacity		Model	Power Supply				Voltage Range[V]		Nominal Running Current [A]		Current [A]		ODU Fan Motor [kW]
Ton	Btu/h		Φ	#	Hz	Voltage	Min. (-10%)	Max. (+10%)	Cooling	Heating	MCA	MOP	
3	38,000	AM036FXMDCH/AA	1	2	60	208~230	187.2	253	15.0	16.4	23.0	40.0	0.250
4	48,000	AM048FXMDCH/AA	1	2	60	208~230	187.2	253	20.3	21.3	29.0	50.0	0.250
5	53,000	AM053FXMDCH/AA	1	2	60	208~230	187.2	253	25.6	26.1	34.0	50.0	0.250
5	60,000	AM060MXMDCH/AA	1	2	60	208~230	187.2	253	23.0	23.5	32.0	50.0	0.278

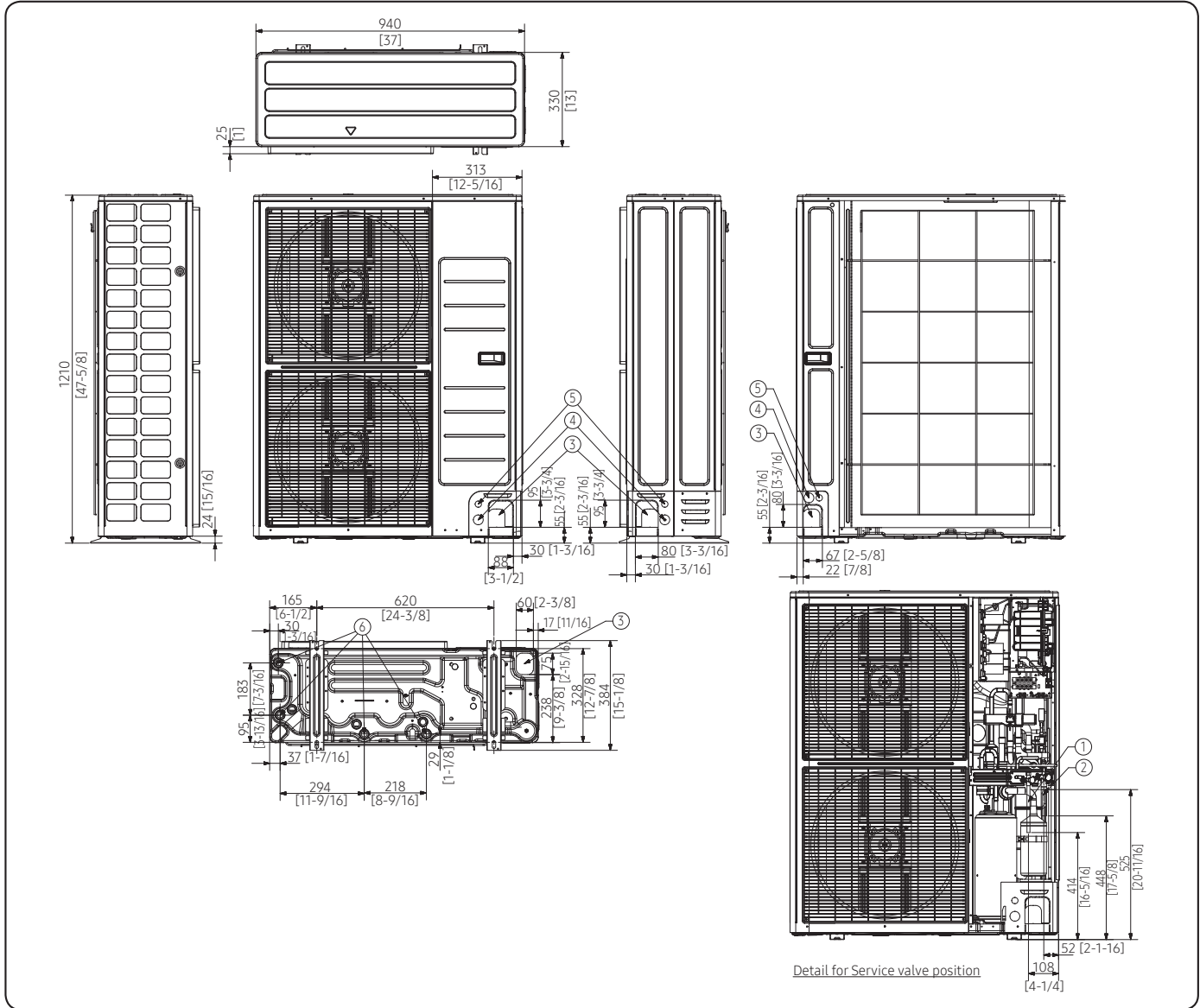
 **NOTE**

- MCA : Minimum circuit amperes
- MOP : Maximum Overcurrent Protective Device (A)
- Select wire size based on the value of MCA

4. Dimensional Drawing

AM036FXMDCH/AA, AM048FXMDCH/AA, AM053FXMDCH/AA

Units : mm [inches]

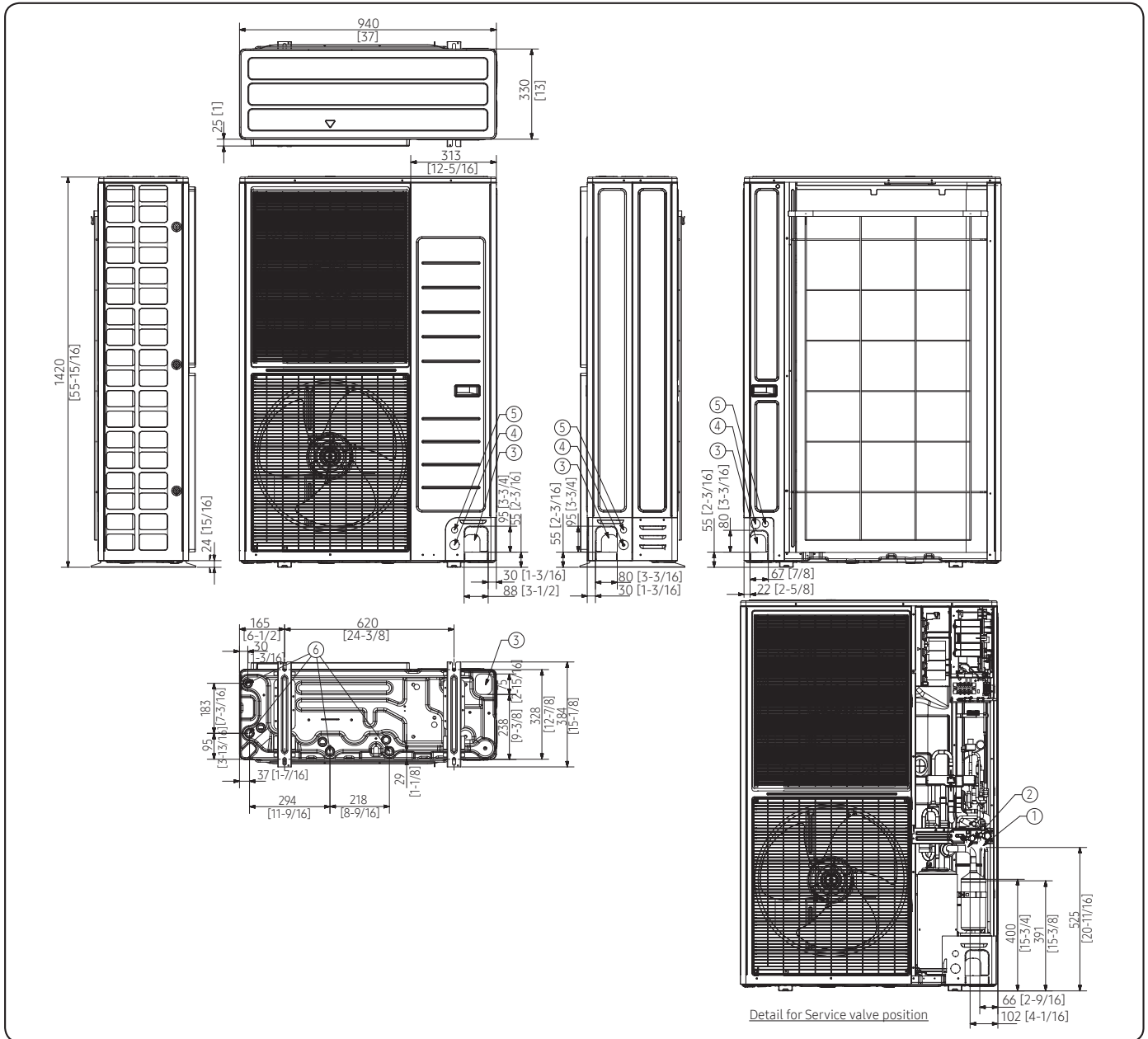


NO	Name	Description	
		AM036/048	AM053
1	Refrigerant liquid pipe	Φ9.52 (Φ3/8)	
2	Refrigerant gas pipe	Φ15.88 (Φ5/8)	Φ19.05 (Φ3/4)
3	Knockout hole for pipe intake	Front / Side / Rear / Bottom	
4	Power wiring conduits	Front / Side / Rear, Φ34 (Φ1-3/8)	
5	Communication wiring conduits	Front / Side / Rear, Φ22 (Φ7/8)	
6	Drain holes	Connect with the provided drain plug.	

4. Dimensional Drawing

AM060MXMDCH/AA

Units : mm [inches]

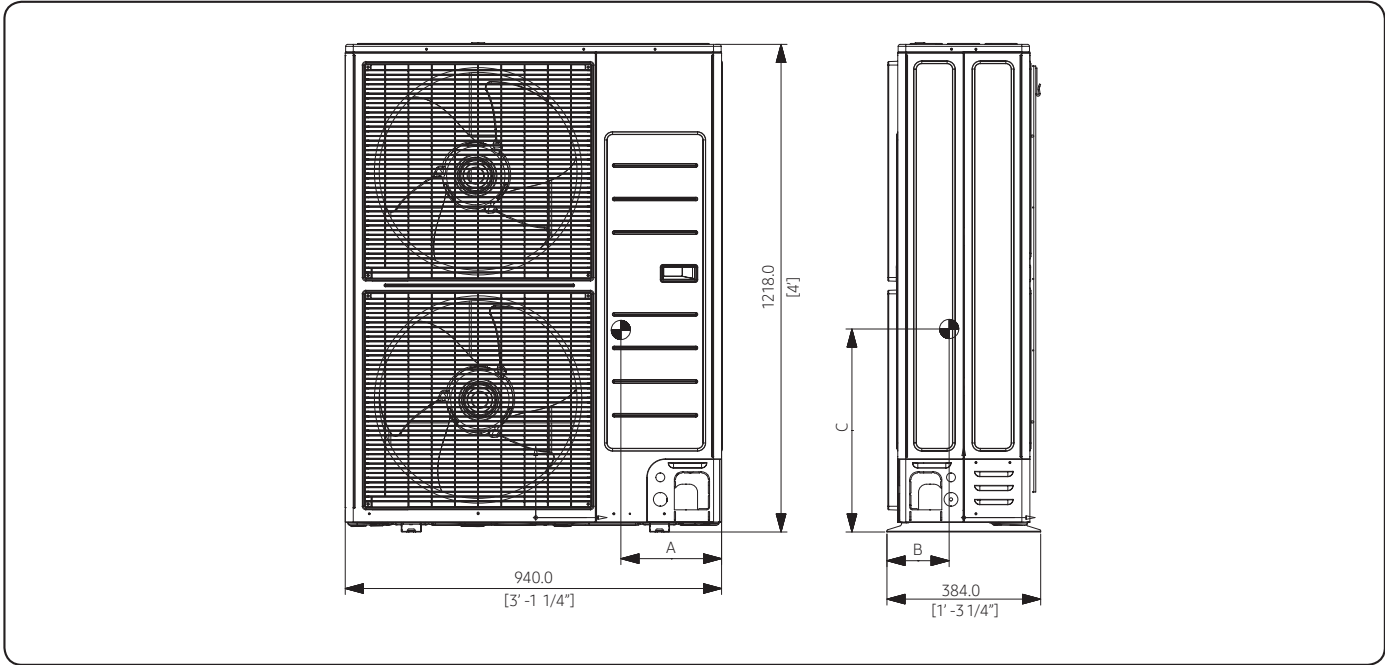


NO	Name	Description
1	Refrigerant gas pipe	Φ19.05 (Φ3/4)
2	Refrigerant liquid pipe	Φ9.52 (Φ3/8)
3	Knockout hole for pipe intake	Front / Side / Rear / Bottom
4	Power wiring conduits	Front / Side / Rear, Φ34 (Φ1-3/8)
5	Communication wiring conduits	Front / Side / Rear, Φ22 (Φ7/8)
6	Drain holes	Connect with the provided drain plug.

5. Center of Gravity

AM036FXMDCH/AA, AM048FXMDCH/AA, AM053FXMDCH/AA

Units : mm [inches]

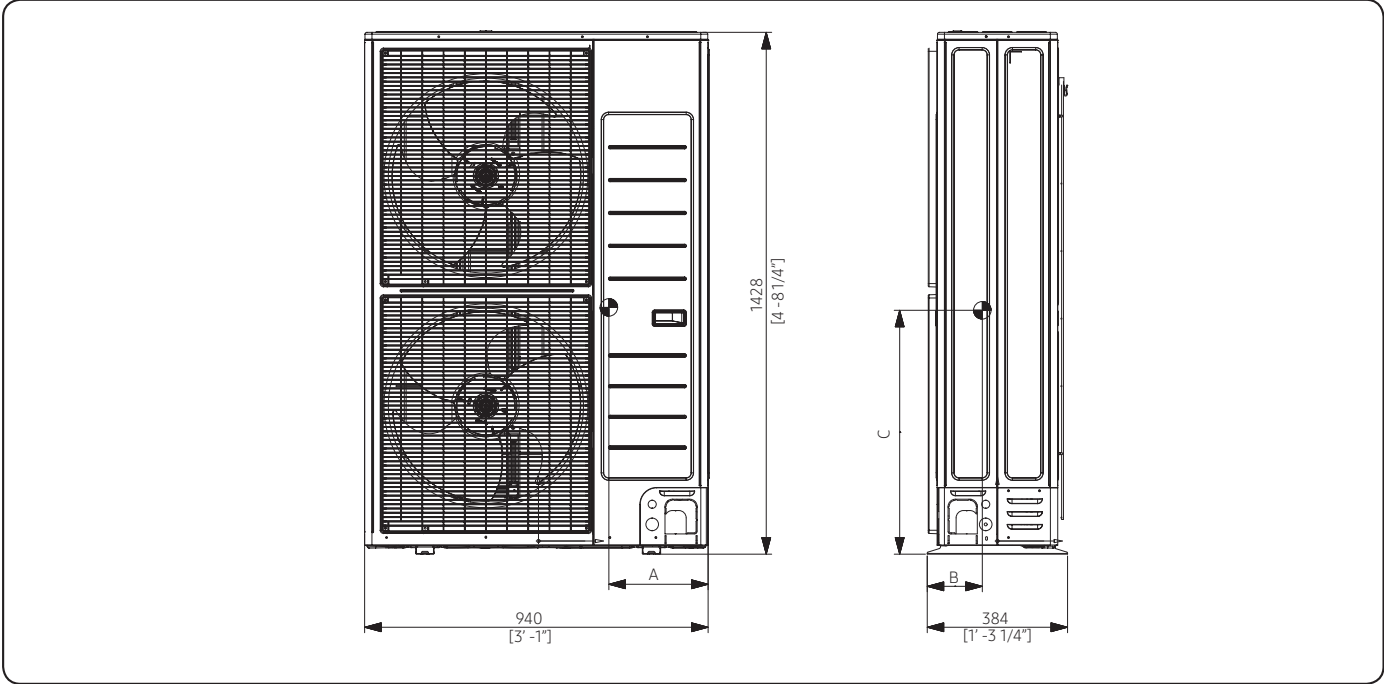


Model	A	B	C
AM036FXMDCH/AA	372 [14 5/8]	165 [6 1/2]	557 [21 15/16]
AM048FXMDCH/AA	372 [14 5/8]	165 [6 1/2]	557 [21 15/16]
AM053FXMDCH/AA	375 [14 3/4]	172 [6 3/4]	557 [21 15/16]

5. Center of Gravity

AM060MXMDCH/AA

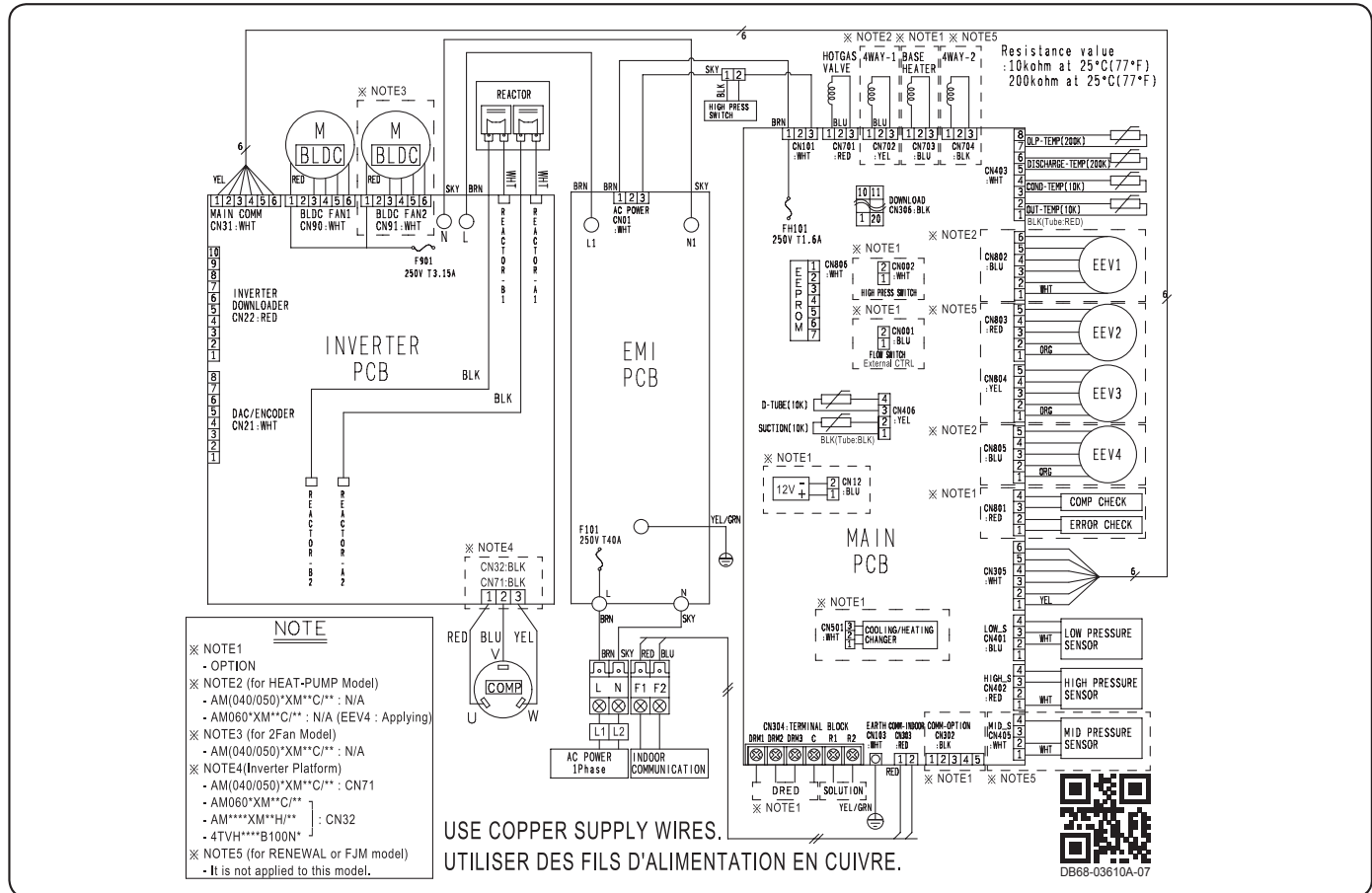
Units : mm [inches]



Model	A	B	C
AM060MXMDCH/AA	363 [14 5/16]	168 [6 5/8]	653 [25 11/16]

6. Electrical Wiring Diagram

AM036FXMDCH/AA, AM048FXMDCH/AA, AM053FXMDCH/AA



MAIN PCB	Printed circuit board(main)	HOT GAS V/V	Solenoid valve (hotgas-bypass)	D-TUBE(10k)	Thermistor (D-TUBE)
INVERTER PCB	Printed circuit board(inverter)	4WAY V/V	Solenoid valve (4Way)	SUCTION(10k)	Thermistor (SUCTION)
EMI PCB	Printed circuit board(emi)	EEV	Electronic expansion valve	FH101	Fuse
M[BLDC]	Motor (ODU fan)	OLP(200k)	Thermistor (OLP)	AMBIENT(10k)	Thermistor (ambient)
REACTOR	DC_Reactor	DISCHARGE(200k)	Thermistor (discharge)		
COMP	Motor(Compressor)	COND OUT(10k)	Thermistor (cond out)		

NOTE

- This wiring diagram applies only to the outdoor unit.
- Colors blk: black, red: red, blu: blue, wht: white, yel: yellow, brn: brown, sky: skyblue, org: orange, grn: green
- When operating, don't shortcircuit the protection device (High Pressure switch)
- For connection wiring indoor-outdoor transmission F1-F2, outdoor-outdoor transmission OF1-OF2, refer to the installation manual.
- Protective earth(SCREW), : connector, : The wire quantity

7. Sound Data

Summary

Capacity		Model	Sound Pressure dB (A)		Sound Power dB(A)
Ton	Btu/h		Cooling	Heating	
3	38,000	AM036FXMDCH/AA	50	52	66
4	48,000	AM048FXMDCH/AA	51	53	68
5	53,000	AM053FXMDCH/AA	53	55	69
5	60,000	AM060MXMDCH/AA	58	60	76

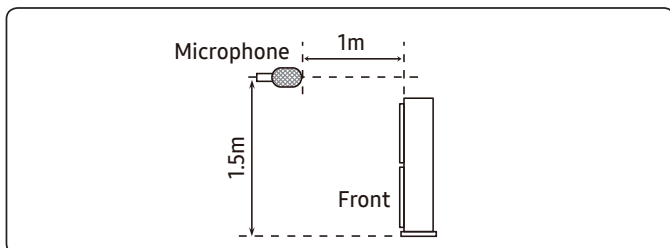
NOTE

- Specifications may be subject to change without prior notice.
- Sound Pressure Level
 - Sound pressure level is obtained in an anechoic room.
 - Sound pressure level is a relative value, depending on the distance and acoustic environment.
 - Sound pressure level may differ depending on operation condition.
 - dBA = A-weighted sound pressure level
 - Reference acoustic pressure 0 dB = 20μPa
- Sound Power Level
 - Sound power level is an absolute value that a sound source generates.
 - dBA = A-weighted sound power level.
 - Reference power : 1pW.
 - Measured according to ISO 3741.

7. Sound Data

Sound Pressure level

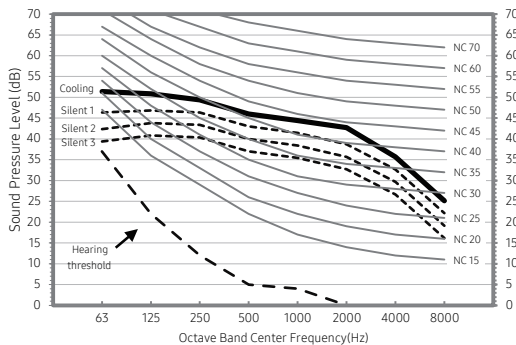
Unit: dB(A)



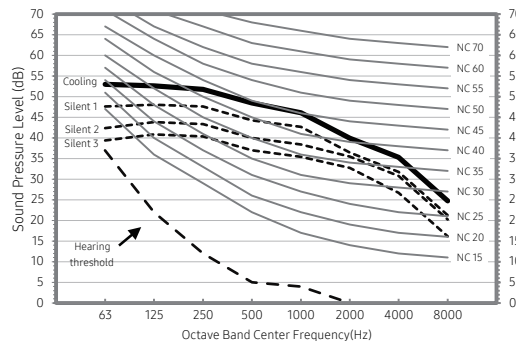
Model	Cooling	Silent 1	Silent 2	Silent 3
AM036FXMDCH/AA	50	47	44	41
AM048FXMDCH/AA	51	48	45	42
AM053FXMDCH/AA	53	50	47	44
AM060MXMDCH/AA	58	55	52	49

• NC Curve

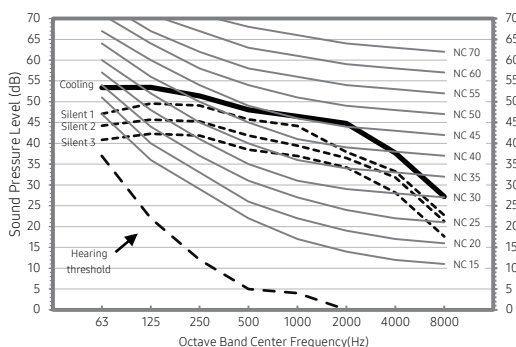
1) AM036FXMDCH/AA



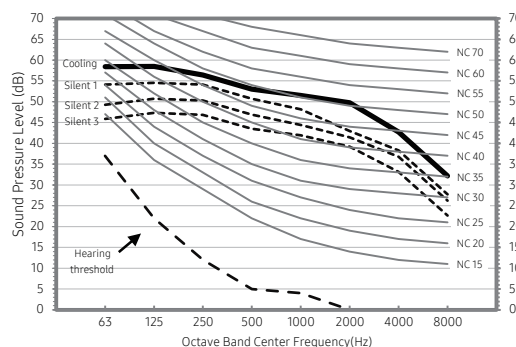
2) AM048FXMDCH/AA



3) AM053FXMDCH/AA



4) AM060MXMDCH/AA



NOTE

- Specifications may be subject to change without prior notice.
- Sound pressure Level
 - Sound pressure level is obtained in an anechoic room.
 - Sound pressure level is a relative value, depending on the distance and acoustic environment.
 - Sound pressure level may differ depending on operation condition.
 - dBA = A weighted sound pressure level
 - Reference acoustic pressure 0 dB = 20μPa
- Silent mode available by option setting.
 - In cooling mode can be choose depending outdoor temperature/external contact signal
 - In heating mode can be choose only external contact signal

7. Sound Data

Sound Pressure level

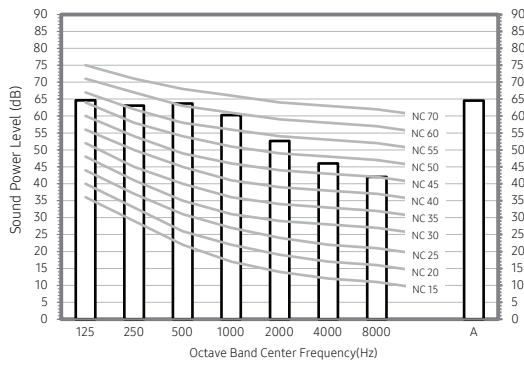
NOTE

Unit: dB(A)

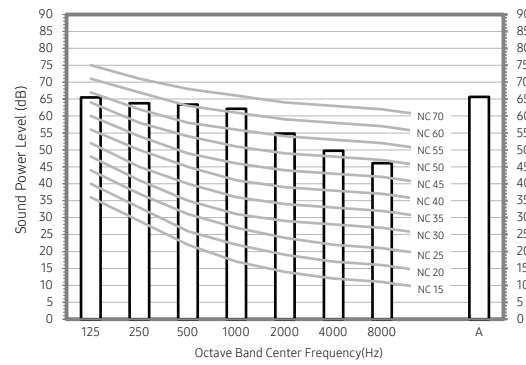
- Specifications may be subject to change without prior notice
- Sound Power Level
 - Sound power level is an absolute value that a sound source generates.
 - dBA = A-weighted sound power level.
 - Reference power : 1pW.
 - Measured according to ISO 3741.

Model	Power
AM036FXMDCH/AA	66
AM048FXMDCH/AA	67
AM053FXMDCH/AA	69
AM060MXMDCH/AA	76

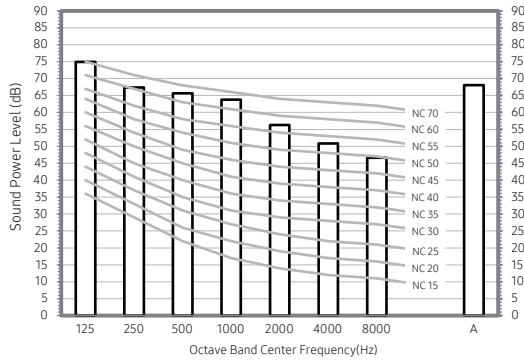
1) AM036FXMDCH/AA



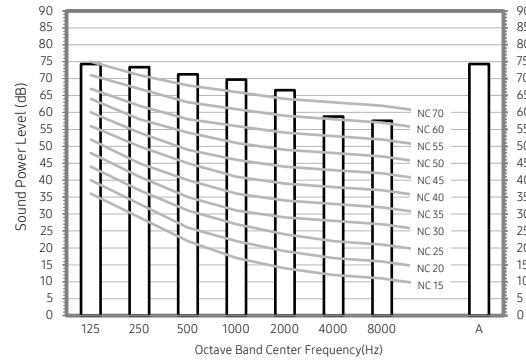
2) AM048FXMDCH/AA



3) AM053FXMDCH/AA



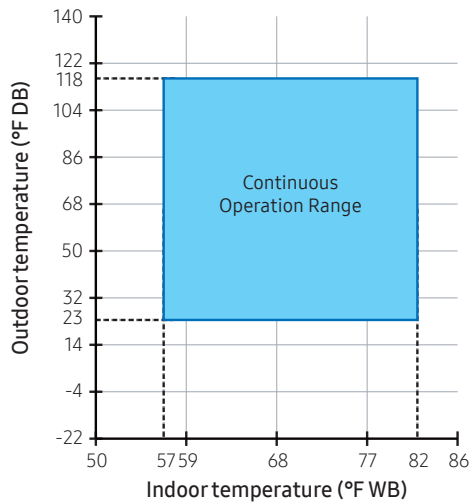
4) AM060MXMDCH/AA



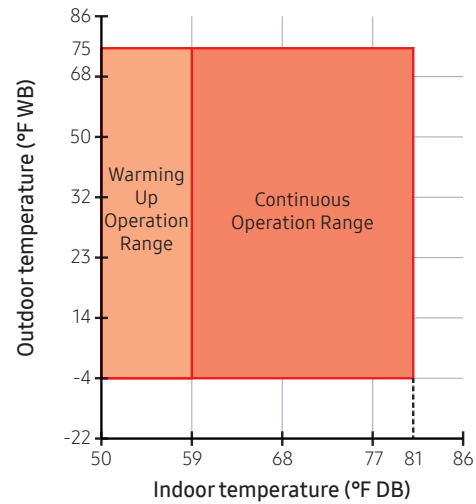
8. Operation Range

AM036/048/053FXMDCH/AA

Cooling

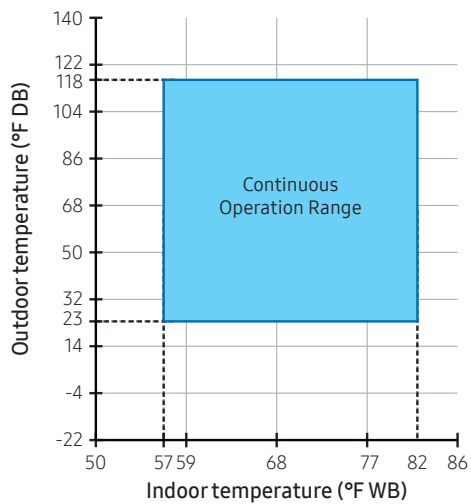


Heating

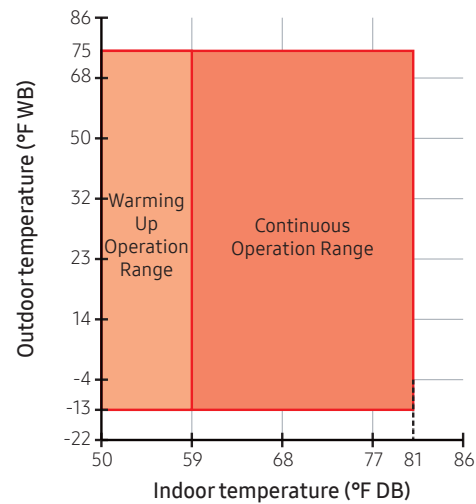


AM060MXMDCH/AA

Cooling



Heating



NOTE

- The standardized temperature for heating is 7°C DB. If the outdoor temperature drops to 0°C DB or below, the heating capacity can be reduced depending on the temperature condition.
- The use of the air conditioner at a relative humidity above the expected one (80%) may cause the formation of condensate and the leakage of water drops on the floor.

8. Operation Range

Defrosting correction factor

The heating capacity tables do not take account of the reduction in capacity, when frost has accumulated or while the defrosting operation is in progress. The capacity values, which take these factors into account, in other words, the integrated heating capacity values, can be calculated as follows :

Formula : $A = B \times C$

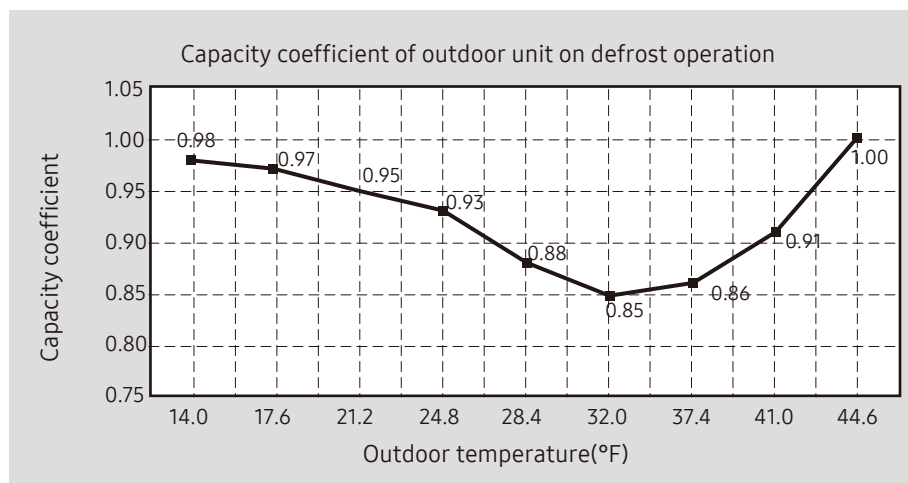
Integrated heating capacity = A

Value given in table of capacity characteristics = B

Integrating correction factor for frost accumulation (kW) = C

Outdoor temperature (°F, WB)	14.0	17.6	21.2	24.8	28.4	32.0	37.4	41.0	44.6
Capacity coefficient	0.98	0.97	0.95	0.93	0.88	0.85	0.86	0.91	1.00

Corrected Heating Capacity = heating Capacity X Capacity coefficient



On heating operation, frost can be formed on heat exchanger according to outdoor temperature. (Frost on heat exchanger results in decreasing the performance.)

To remove frost on heat exchanger of outdoor unit, defrost operation is carried out periodically.

During defrost operation, capacity of outdoor unit may decrease.

The decrement is not considered to the individual capacity tables.

This figure shows an effect of intelligence defrost operation

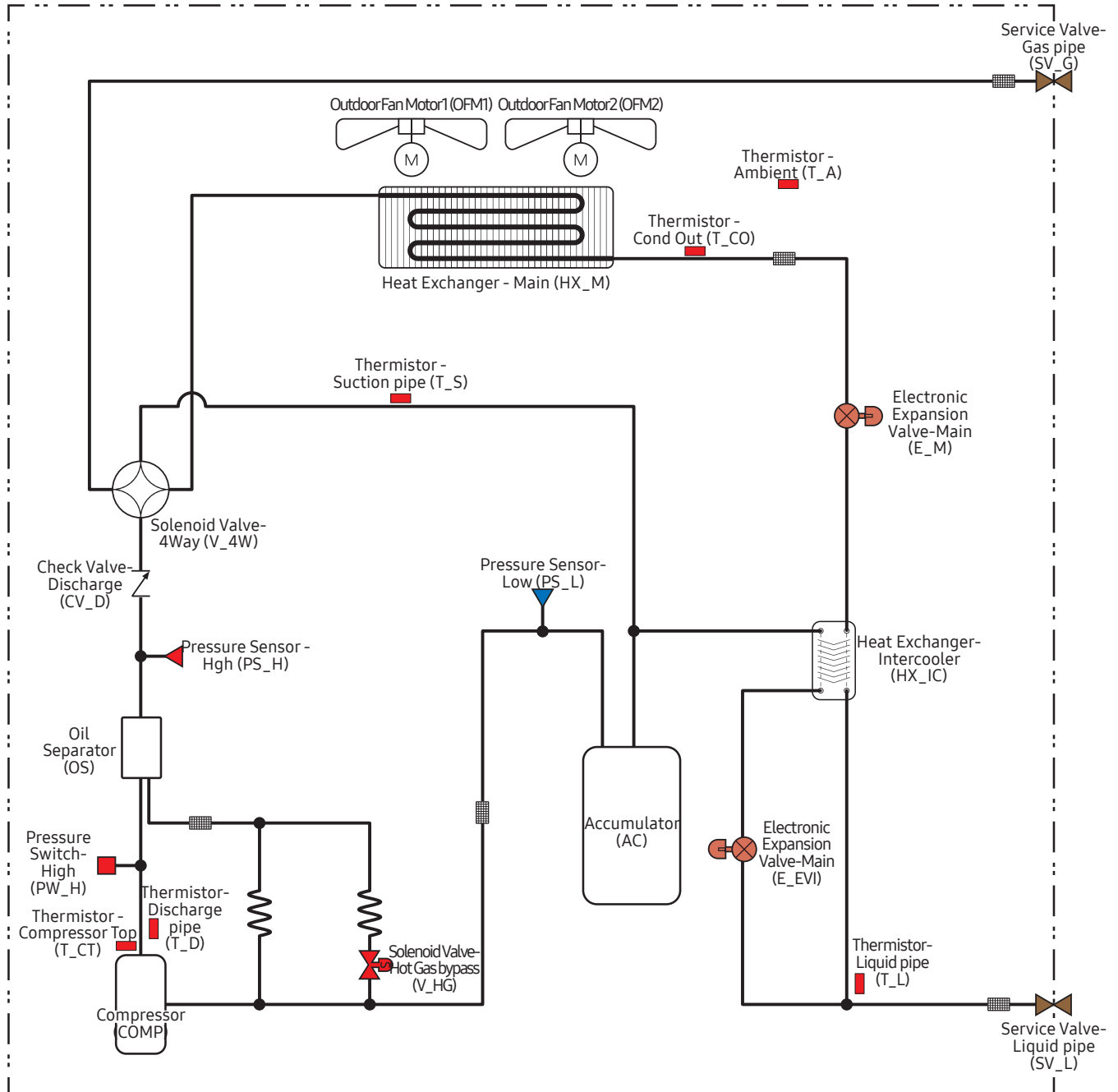
It is actually the frost occurrence section from 0 °C(32 °F) or less.

Since the outdoor temperature over 0 °C(32 °F), the heating performance is the same before and after applying intelligence defrost operation

In outdoor conditions below 0 °C(32 °F), frost conditions reflect the actual entering the defrost operation because heating performance is improved

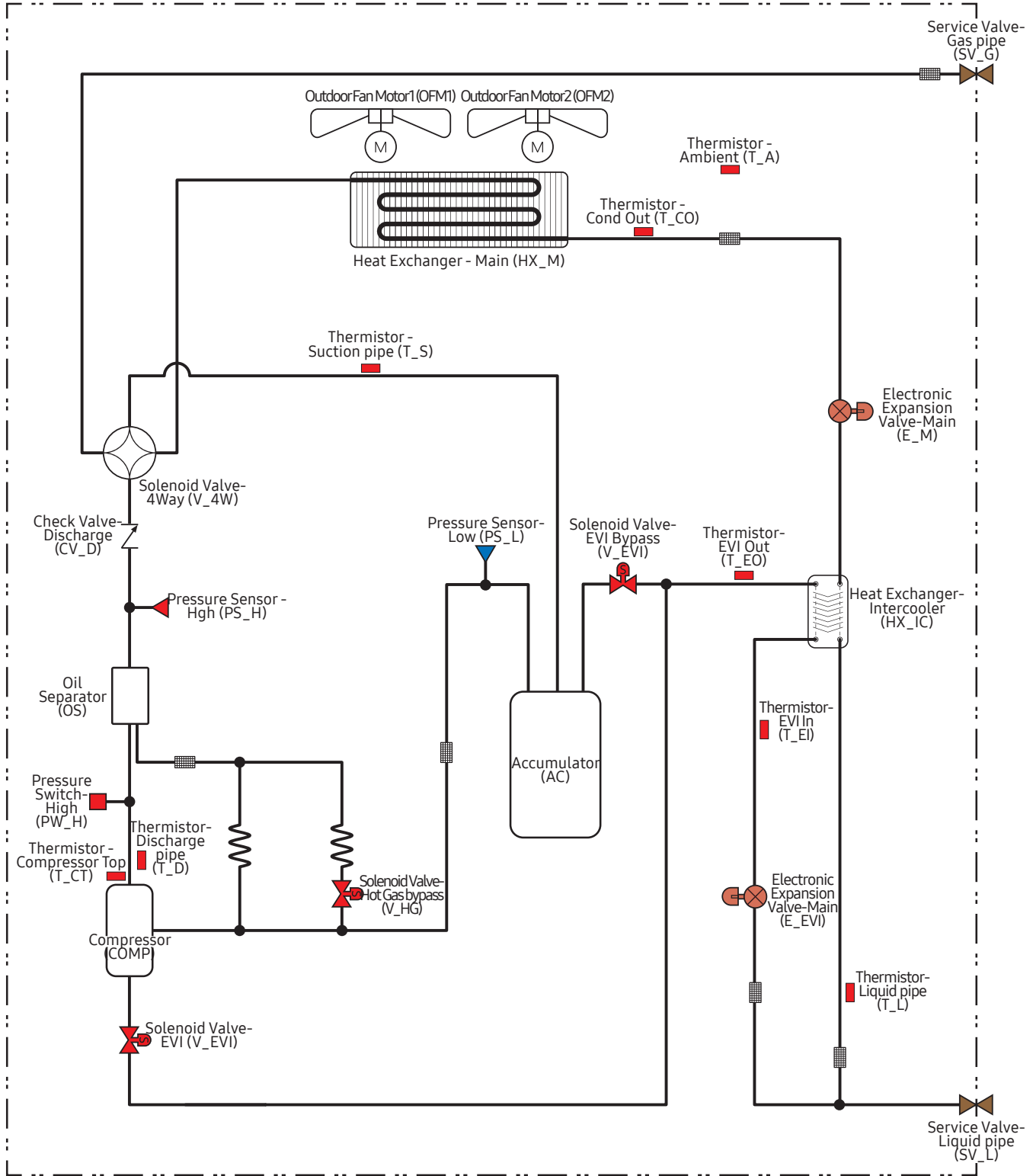
9. Piping Diagram

AM036FXMDCH/AA, AM048FXMDCH/AA, AM053FXMDCH/AA



9. Piping Diagram

AM060MXMDCH/AA



10. Capacity Table

AM036FXMDCH/AA

Cooling

TC (Total Capacity, MBH), PI (Power Input, kW)

Combi. (%)	Outdoor Temperature (°F)	Indoor Temperature (°F, WB)													
		57		61		64		67		69		72		75	
		TC	PI	TC	PI	TC	PI	TC	PI	TC	PI	TC	PI	TC	PI
130	23	33.9	1.29	41.0	1.61	47.6	1.72	50.9	1.88	56.8	2.28	59.4	2.18	58.5	2.07
	27	33.9	1.31	40.9	1.63	47.5	1.77	50.8	1.93	56.2	2.29	58.6	2.19	58.0	2.08
	32	33.9	1.33	40.8	1.65	47.4	1.84	50.7	2.00	55.4	2.30	57.6	2.20	57.4	2.09
	37	33.9	1.36	40.6	1.68	47.2	1.90	50.5	2.06	54.7	2.31	56.6	2.21	56.7	2.10
	41	33.9	1.38	40.5	1.70	47.1	1.95	50.4	2.11	54.1	2.32	55.8	2.22	56.2	2.11
	46	33.9	1.40	40.4	1.72	47.0	2.01	50.3	2.17	53.3	2.33	54.8	2.23	55.6	2.12
	50	33.9	1.42	40.3	1.74	46.9	2.06	50.2	2.22	52.7	2.34	54.0	2.24	55.1	2.13
	54	33.9	1.44	40.2	1.76	46.8	2.11	50.1	2.27	52.1	2.35	53.2	2.22	54.6	2.18
	57	33.9	1.47	40.2	1.80	46.8	2.14	50.1	2.31	51.2	2.31	52.6	2.29	53.7	2.31
	61	33.8	1.50	40.2	1.84	46.7	2.18	50.0	2.38	50.6	2.39	51.7	2.41	53.1	2.43
	64	33.8	1.52	40.1	1.87	46.7	2.33	49.2	2.50	49.7	2.51	51.1	2.54	52.2	2.55
	68	33.8	1.56	40.1	2.00	46.7	2.50	48.6	2.63	49.1	2.64	50.2	2.65	51.6	2.69
	70	33.7	1.60	40.0	2.06	46.6	2.59	48.0	2.69	48.8	2.70	49.9	2.72	51.3	2.75
	73	33.7	1.71	40.0	2.21	46.6	2.78	47.4	2.81	47.9	2.82	49.3	2.85	50.4	2.87
	77	33.7	1.84	39.9	2.37	46.0	2.91	46.8	2.93	47.3	2.95	48.4	2.97	49.8	3.00
	81	33.6	1.96	39.9	2.54	45.4	3.04	45.9	3.05	46.5	3.07	47.8	3.10	48.9	3.13
	84	33.6	2.09	39.9	2.70	44.5	3.16	45.3	3.18	45.9	3.20	47.0	3.23	48.3	3.25
	88	33.6	2.22	39.8	2.90	43.9	3.29	44.5	3.30	45.0	3.32	46.4	3.34	47.5	3.39
91	33.5	2.38	39.8	3.09	43.1	3.41	43.9	3.43	44.4	3.45	45.5	3.48	46.9	3.51	
95	33.4	2.53	39.7	3.29	42.4	3.54	42.9	3.55	43.5	3.57	44.8	3.61	45.9	3.65	
99	32.4	2.70	38.5	3.51	40.3	3.66	41.1	3.68	41.7	3.70	42.7	3.74	44.0	3.77	
102	31.8	2.86	37.7	3.74	39.0	3.79	39.5	3.80	40.0	3.82	41.3	3.87	42.3	3.90	
108	31.8	3.04	37.7	3.98	38.5	3.92	38.7	3.93	39.2	3.95	40.8	3.99	41.6	4.04	
111	31.8	3.21	37.7	4.20	38.0	4.04	38.0	4.04	38.5	4.09	40.3	4.13	40.8	4.16	
115	31.8	3.39	37.7	4.44	37.5	4.18	37.2	4.17	37.7	4.21	39.8	4.25	40.0	4.29	
118	30.2	3.53	35.0	4.62	35.7	4.29	36.4	4.27	37.1	4.30	38.6	4.34	39.4	4.39	
120	23	31.2	1.23	37.2	1.38	43.3	1.68	46.3	1.83	50.1	1.91	58.6	2.25	60.4	2.16
	27	31.2	1.24	37.2	1.41	43.3	1.71	46.3	1.86	50.0	1.95	57.8	2.26	59.5	2.17
	32	31.2	1.26	37.2	1.45	43.3	1.75	46.3	1.90	49.9	2.00	56.8	2.27	58.4	2.18
	37	31.2	1.27	37.2	1.48	43.3	1.78	46.3	1.93	49.7	2.05	55.8	2.28	57.2	2.19
	41	31.2	1.28	37.2	1.51	43.3	1.81	46.3	1.96	49.6	2.09	55.0	2.29	56.3	2.20
	46	31.2	1.29	37.2	1.55	43.3	1.85	46.3	2.00	49.5	2.14	54.0	2.30	55.2	2.21
	50	31.2	1.30	37.2	1.58	43.3	1.88	46.3	2.03	49.4	2.18	53.2	2.31	54.3	2.22
	54	31.2	1.31	37.2	1.61	43.3	1.91	46.3	2.06	49.3	2.22	52.4	2.30	53.4	2.20
	57	31.1	1.34	37.2	1.64	43.2	1.95	46.2	2.11	49.3	2.27	51.7	2.28	52.8	2.30
	61	31.1	1.36	37.1	1.67	43.2	1.99	46.2	2.16	49.2	2.33	50.9	2.40	52.0	2.42
	64	31.0	1.40	37.1	1.71	43.1	2.06	46.1	2.27	49.2	2.50	50.3	2.52	51.4	2.54
	68	31.0	1.42	37.1	1.77	43.1	2.21	46.1	2.45	48.3	2.62	49.4	2.65	50.5	2.66
	70	31.0	1.43	37.0	1.84	43.0	2.29	46.1	2.54	48.0	2.69	49.1	2.70	50.2	2.73
	73	31.0	1.53	37.0	1.96	43.0	2.45	46.0	2.72	47.1	2.81	48.5	2.83	49.6	2.86
	77	30.9	1.63	36.9	2.11	43.0	2.64	46.0	2.91	46.5	2.93	47.6	2.95	48.7	2.98
	81	30.9	1.75	36.9	2.26	42.9	2.81	45.1	3.04	45.6	3.05	47.0	3.07	48.1	3.10
	84	30.9	1.86	36.9	2.41	42.9	3.01	44.5	3.16	45.1	3.18	46.1	3.20	47.3	3.23
	88	30.9	1.99	36.8	2.56	42.8	3.22	43.6	3.29	44.2	3.29	45.6	3.33	46.7	3.35
91	30.8	2.11	36.8	2.74	42.5	3.39	43.1	3.40	43.6	3.42	44.7	3.45	45.8	3.49	
95	30.7	2.26	36.7	2.91	41.6	3.51	42.1	3.53	42.9	3.55	44.0	3.58	45.1	3.61	
99	29.8	2.40	35.6	3.11	39.8	3.64	40.3	3.66	40.9	3.67	41.9	3.71	43.0	3.74	
102	29.2	2.55	34.9	3.31	38.2	3.77	39.0	3.78	39.5	3.80	40.5	3.84	41.6	3.88	
108	29.2	2.70	34.9	3.51	37.5	3.89	38.5	3.90	39.0	3.93	40.0	3.97	41.1	4.00	
111	29.2	2.86	34.9	3.71	36.7	4.03	38.0	4.03	38.5	4.06	39.5	4.09	40.5	4.14	
115	29.2	3.00	34.9	3.92	35.9	4.15	37.5	4.14	38.0	4.19	39.0	4.23	40.0	4.26	
118	27.7	3.11	33.2	4.08	35.3	4.24	36.8	4.22	37.6	4.29	38.6	4.34	39.6	4.35	

10. Capacity Table

TC (Total Capacity, MBH), PI (Power Input, kW)

Combi. (%)	Outdoor Temperature (°F)	Indoor Temperature (°F, WB)													
		57		61		64		67		69		72		75	
		TC MBH	PI kW	TC MBH	PI kW	TC MBH	PI kW	TC MBH	PI kW	TC MBH	PI kW	TC MBH	PI kW	TC MBH	PI kW
110	23	28.7	0.97	34.2	1.23	39.7	1.50	43.2	1.64	45.2	1.70	51.5	1.99	57.3	2.24
	27	28.7	1.00	34.2	1.26	39.7	1.53	43.1	1.67	45.2	1.74	51.4	2.03	56.7	2.25
	32	28.7	1.04	34.2	1.30	39.7	1.57	43.0	1.71	45.2	1.79	51.3	2.08	55.9	2.26
	37	28.7	1.07	34.2	1.33	39.7	1.60	42.8	1.74	45.2	1.84	51.1	2.13	55.2	2.27
	41	28.7	1.10	34.2	1.36	39.7	1.63	42.7	1.77	45.2	1.88	51.0	2.17	54.6	2.28
	46	28.7	1.14	34.2	1.40	39.7	1.67	42.6	1.81	45.2	1.93	50.9	2.22	53.8	2.29
	50	28.7	1.17	34.2	1.43	39.7	1.70	42.5	1.84	45.2	1.97	50.8	2.26	53.2	2.30
	54	28.7	1.20	34.2	1.46	39.7	1.73	42.4	1.87	45.2	2.01	50.7	2.30	52.6	2.28
	57	28.7	1.21	34.1	1.48	39.7	1.76	42.4	1.91	45.1	2.06	50.6	2.34	51.7	2.28
	61	28.6	1.24	34.1	1.52	39.6	1.80	42.3	1.95	45.1	2.09	50.0	2.38	51.1	2.41
	64	28.6	1.26	34.1	1.54	39.6	1.84	42.3	2.00	45.1	2.20	49.4	2.50	50.3	2.53
	68	28.5	1.29	34.0	1.58	39.5	1.95	42.3	2.15	45.0	2.36	48.6	2.63	49.7	2.65
	70	28.5	1.31	34.0	1.62	39.5	2.00	42.2	2.22	45.0	2.45	48.3	2.69	49.3	2.70
	73	28.5	1.36	34.0	1.74	39.5	2.16	42.2	2.38	44.9	2.63	47.4	2.81	48.5	2.83
	77	28.5	1.46	34.0	1.86	39.4	2.31	42.1	2.55	44.9	2.81	46.8	2.93	47.9	2.96
	81	28.4	1.55	33.9	1.98	39.4	2.47	42.1	2.74	44.8	3.01	45.9	3.06	47.0	3.08
	84	28.4	1.66	33.9	2.11	39.3	2.65	42.1	2.92	44.2	3.15	45.3	3.18	46.4	3.20
	88	28.4	1.76	33.8	2.26	39.3	2.81	42.0	3.13	43.6	3.28	44.5	3.30	45.6	3.34
	91	28.4	1.87	33.8	2.41	39.2	3.01	42.0	3.34	42.8	3.39	43.9	3.43	45.0	3.45
	95	28.3	2.00	33.7	2.56	39.1	3.21	41.6	3.51	42.1	3.53	42.9	3.55	44.0	3.59
99	27.4	2.11	32.7	2.73	38.0	3.42	39.5	3.64	40.1	3.65	41.1	3.68	42.2	3.71	
102	26.9	2.26	32.0	2.91	37.2	3.65	38.2	3.76	38.7	3.77	39.8	3.81	40.5	3.84	
108	26.9	2.39	32.0	3.09	37.2	3.87	37.7	3.88	38.2	3.89	39.2	3.94	39.8	3.96	
111	26.9	2.53	32.0	3.27	37.2	4.09	37.2	4.00	37.7	4.02	38.7	4.07	39.0	4.09	
115	26.9	2.66	32.0	3.45	37.2	4.31	36.7	4.13	37.2	4.14	38.2	4.20	38.2	4.20	
118	25.6	2.76	30.4	3.59	34.7	4.48	35.4	4.23	36.1	4.23	36.8	4.30	37.6	4.28	
100	23	26.1	0.93	31.2	1.08	36.1	1.32	38.6	1.37	41.1	1.57	46.8	1.75	52.0	1.93
	27	26.1	0.95	31.2	1.11	36.1	1.35	38.6	1.41	41.1	1.60	46.7	1.79	51.9	1.98
	32	26.1	0.97	31.2	1.15	36.1	1.39	38.6	1.46	41.1	1.64	46.6	1.84	51.8	2.05
	37	26.1	1.00	31.2	1.18	36.1	1.42	38.6	1.51	41.1	1.67	46.4	1.89	51.6	2.11
	41	26.1	1.02	31.2	1.21	36.1	1.45	38.6	1.55	41.1	1.70	46.3	1.93	51.5	2.16
	46	26.1	1.04	31.2	1.25	36.1	1.49	38.6	1.60	41.1	1.74	46.2	1.98	51.4	2.22
	50	26.1	1.06	31.2	1.28	36.1	1.52	38.6	1.64	41.1	1.77	46.1	2.02	51.3	2.27
	54	26.1	1.08	31.2	1.31	36.1	1.55	38.6	1.68	41.1	1.80	46.0	2.06	51.2	2.32
	57	26.0	1.10	31.1	1.33	36.1	1.58	38.5	1.71	41.0	1.84	46.0	2.10	50.9	2.35
	61	26.0	1.11	31.1	1.36	36.0	1.61	38.5	1.74	41.0	1.87	45.9	2.14	50.0	2.38
	64	26.0	1.14	31.0	1.38	36.0	1.64	38.5	1.78	40.9	1.91	45.9	2.26	49.4	2.50
	68	25.9	1.16	31.0	1.42	36.0	1.69	38.4	1.86	40.9	2.05	45.8	2.43	48.6	2.63
	70	25.9	1.17	31.0	1.42	35.9	1.75	38.4	1.93	40.8	2.11	45.8	2.52	48.3	2.70
	73	25.9	1.20	31.0	1.52	35.9	1.88	38.3	2.06	40.8	2.27	45.7	2.70	47.7	2.81
	77	25.9	1.28	30.9	1.63	35.9	2.00	38.3	2.22	40.8	2.43	45.7	2.90	46.8	2.94
	81	25.9	1.36	30.9	1.74	35.8	2.15	38.3	2.37	40.7	2.60	45.1	3.04	46.2	3.06
	84	25.8	1.46	30.9	1.85	35.8	2.29	38.2	2.54	40.7	2.78	44.5	3.16	45.3	3.18
	88	25.8	1.55	30.9	1.97	35.7	2.45	38.2	2.70	40.7	2.97	43.6	3.29	44.8	3.30
	91	25.8	1.65	30.8	2.10	35.7	2.60	38.2	2.88	40.6	3.18	43.1	3.40	43.9	3.44
	95	25.7	1.75	30.7	2.23	35.6	2.78	38.0	3.10	40.5	3.39	42.1	3.53	43.2	3.55
99	24.9	1.86	29.8	2.38	34.5	2.96	36.9	3.28	39.3	3.61	40.3	3.66	41.1	3.69	
102	24.4	1.97	29.2	2.53	33.8	3.15	36.1	3.50	38.0	3.75	38.7	3.78	39.8	3.81	
108	24.4	2.09	29.2	2.68	33.8	3.34	36.1	3.71	37.5	3.89	38.0	3.90	39.2	3.93	
111	24.4	2.21	29.2	2.83	33.8	3.55	36.1	3.93	36.9	4.04	37.2	4.03	38.7	4.05	
115	24.4	2.32	29.2	2.98	33.8	3.74	36.1	4.14	36.4	4.19	36.4	4.14	38.2	4.18	
118	23.2	2.40	27.7	3.09	32.1	3.88	34.3	4.30	35.1	4.30	35.8	4.22	37.8	4.28	

10. Capacity Table

TC (Total Capacity, MBH), PI (Power Input, kW)

Combi. (%)	Outdoor Temperature (°F)	Indoor Temperature (°F, WB)													
		57		61		64		67		69		72		75	
		TC MBH	PI kW	TC MBH	PI kW	TC MBH	PI kW	TC MBH	PI kW	TC MBH	PI kW	TC MBH	PI kW	TC MBH	PI kW
90	23	24.2	0.82	28.6	1.08	33.3	1.29	35.5	1.33	37.7	1.37	42.4	1.59	46.8	1.67
	27	24.1	0.84	28.5	1.09	33.2	1.30	35.4	1.35	37.6	1.40	42.3	1.62	46.7	1.72
	32	24.0	0.86	28.4	1.11	33.1	1.32	35.3	1.37	37.5	1.44	42.2	1.66	46.6	1.79
	37	23.8	0.89	28.2	1.12	32.9	1.33	35.1	1.40	37.3	1.47	42.0	1.69	46.4	1.85
	41	23.7	0.91	28.1	1.13	32.8	1.34	35.0	1.42	37.2	1.50	41.9	1.72	46.3	1.90
	46	23.6	0.93	28.0	1.14	32.7	1.35	34.9	1.44	37.1	1.54	41.8	1.76	46.2	1.96
	50	23.5	0.95	27.9	1.15	32.6	1.36	34.8	1.46	37.0	1.57	41.7	1.79	46.1	2.01
	54	23.4	0.97	27.8	1.16	32.5	1.37	34.7	1.48	36.9	1.60	41.6	1.82	46.0	2.06
	57	23.4	0.98	27.8	1.19	32.5	1.41	34.7	1.52	36.9	1.63	41.6	1.86	46.0	2.10
	61	23.4	1.00	27.8	1.21	32.5	1.42	34.7	1.54	36.9	1.66	41.5	1.90	45.9	2.13
	64	23.4	1.02	27.8	1.23	32.4	1.46	34.6	1.57	36.8	1.69	41.5	1.93	45.9	2.26
	68	23.4	1.04	27.7	1.26	32.4	1.48	34.6	1.61	36.8	1.76	41.4	2.07	45.8	2.43
	70	23.3	1.04	27.7	1.26	32.4	1.52	34.5	1.66	36.7	1.81	41.4	2.16	45.8	2.51
	73	23.3	1.07	27.7	1.31	32.3	1.61	34.5	1.78	36.7	1.95	41.4	2.31	45.7	2.70
	77	23.3	1.12	27.7	1.41	32.3	1.73	34.5	1.90	36.7	2.08	41.3	2.47	45.7	2.90
	81	23.3	1.20	27.6	1.50	32.3	1.84	34.5	2.03	36.6	2.22	41.3	2.65	45.1	3.04
	84	23.2	1.26	27.6	1.60	32.2	1.96	34.4	2.16	36.6	2.38	41.3	2.82	44.5	3.16
	88	23.2	1.36	27.6	1.71	32.2	2.10	34.4	2.31	36.6	2.54	41.2	3.02	43.6	3.29
	91	23.2	1.43	27.5	1.81	32.2	2.24	34.4	2.46	36.5	2.70	41.2	3.22	43.1	3.40
	95	23.1	1.52	27.5	1.93	32.1	2.38	34.2	2.63	36.4	2.89	41.0	3.44	42.1	3.53
99	22.4	1.61	26.6	2.06	31.1	2.54	33.2	2.81	35.3	3.07	39.5	3.63	40.3	3.66	
102	22.0	1.71	26.1	2.17	30.5	2.70	32.5	2.98	34.6	3.28	38.0	3.75	38.7	3.78	
108	22.0	1.81	26.1	2.30	30.5	2.86	32.5	3.16	34.6	3.48	37.2	3.88	38.0	3.90	
111	22.0	1.91	26.1	2.42	30.5	3.03	32.5	3.34	34.6	3.68	36.4	3.99	37.2	4.03	
115	22.0	2.01	26.1	2.54	30.5	3.20	32.5	3.52	34.6	3.88	35.6	4.12	36.4	4.14	
118	20.9	2.09	24.8	2.63	29.0	3.33	30.9	3.66	32.9	4.03	35.0	4.22	35.8	4.22	
80	23	20.9	0.71	24.9	0.94	29.0	1.05	30.9	1.07	32.8	1.09	37.7	1.36	40.8	1.56
	27	20.9	0.73	24.9	0.95	29.0	1.07	30.9	1.10	32.8	1.13	37.6	1.39	40.8	1.59
	32	20.9	0.75	24.9	0.97	29.0	1.09	30.9	1.14	32.8	1.18	37.5	1.43	40.8	1.63
	37	20.9	0.78	24.9	0.98	29.0	1.12	30.9	1.17	32.8	1.23	37.3	1.46	40.8	1.66
	41	20.9	0.80	24.9	0.99	29.0	1.14	30.9	1.20	32.8	1.27	37.2	1.49	40.8	1.69
	46	20.9	0.82	24.9	1.00	29.0	1.16	30.9	1.24	32.8	1.32	37.1	1.53	40.8	1.73
	50	20.9	0.84	24.9	1.01	29.0	1.18	30.9	1.27	32.8	1.36	37.0	1.56	40.8	1.76
	54	20.9	0.86	24.9	1.02	29.0	1.20	30.9	1.30	32.8	1.40	36.9	1.59	40.8	1.79
	57	20.8	0.87	24.9	1.04	28.9	1.23	30.9	1.32	32.8	1.42	36.9	1.62	40.7	1.83
	61	20.8	0.88	24.8	1.07	28.9	1.26	30.8	1.35	32.7	1.45	36.9	1.66	40.7	1.86
	64	20.8	0.90	24.8	1.08	28.9	1.27	30.8	1.37	32.7	1.47	36.8	1.68	40.7	1.90
	68	20.8	0.92	24.8	1.10	28.8	1.30	30.7	1.41	32.7	1.51	36.8	1.75	40.6	2.03
	70	20.8	0.92	24.7	1.11	28.8	1.31	30.7	1.42	32.6	1.53	36.7	1.81	40.6	2.11
	73	20.7	0.94	24.7	1.13	28.8	1.37	30.7	1.51	32.6	1.64	36.7	1.94	40.5	2.26
	77	20.7	0.97	24.7	1.21	28.7	1.47	30.7	1.61	32.6	1.76	36.7	2.07	40.5	2.42
	81	20.7	1.03	24.7	1.29	28.7	1.57	30.6	1.72	32.5	1.88	36.6	2.22	40.5	2.59
	84	20.7	1.10	24.7	1.36	28.7	1.67	30.6	1.84	32.5	2.00	36.6	2.37	40.4	2.76
	88	20.7	1.16	24.6	1.46	28.7	1.78	30.6	1.95	32.5	2.14	36.6	2.53	40.4	2.95
	91	20.6	1.24	24.6	1.55	28.6	1.90	30.5	2.08	32.5	2.27	36.5	2.70	40.3	3.15
	95	20.6	1.31	24.5	1.64	28.5	2.01	30.4	2.22	32.3	2.43	36.4	2.87	40.2	3.36
99	19.9	1.39	23.8	1.74	27.7	2.15	29.5	2.36	31.4	2.58	35.3	3.06	39.0	3.59	
102	19.5	1.47	23.3	1.85	27.1	2.27	28.9	2.50	30.7	2.75	34.6	3.26	38.0	3.75	
108	19.5	1.56	23.3	1.96	27.1	2.41	28.9	2.65	30.7	2.92	34.6	3.46	37.7	3.92	
111	19.5	1.65	23.3	2.06	27.1	2.54	28.9	2.81	30.7	3.10	34.6	3.66	37.5	4.09	
115	19.5	1.74	23.3	2.17	27.1	2.66	28.9	2.96	30.7	3.27	34.6	3.87	37.2	4.25	
118	18.5	1.81	22.1	2.25	25.7	2.75	27.5	3.07	29.2	3.40	32.9	4.03	37.0	4.37	

10. Capacity Table

TC (Total Capacity, MBH), PI (Power Input, kW)

Combi. (%)	Outdoor Temperature (°F)	Indoor Temperature (°F, WB)													
		57		61		64		67		69		72		75	
		TC MBH	PI kW	TC MBH	PI kW	TC MBH	PI kW	TC MBH	PI kW	TC MBH	PI kW	TC MBH	PI kW	TC MBH	PI kW
70	23	19.0	0.67	21.8	0.81	25.3	0.89	27.8	0.97	28.7	1.05	33.0	1.21	36.6	1.38
	27	18.9	0.68	21.8	0.82	25.3	0.91	27.7	0.99	28.7	1.07	32.9	1.23	36.5	1.40
	32	18.8	0.70	21.8	0.84	25.3	0.93	27.6	1.01	28.7	1.09	32.8	1.25	36.4	1.42
	37	18.6	0.71	21.8	0.85	25.3	0.96	27.4	1.04	28.7	1.12	32.6	1.28	36.2	1.45
	41	18.5	0.72	21.8	0.86	25.3	0.98	27.3	1.06	28.7	1.14	32.5	1.30	36.1	1.47
	46	18.4	0.73	21.8	0.87	25.3	1.00	27.2	1.08	28.7	1.16	32.4	1.32	36.0	1.49
	50	18.3	0.74	21.8	0.88	25.3	1.02	27.1	1.10	28.7	1.18	32.3	1.34	35.9	1.51
	54	18.2	0.75	21.8	0.89	25.3	1.04	27.0	1.12	28.7	1.20	32.2	1.36	35.8	1.53
	57	18.2	0.77	21.7	0.91	25.2	1.06	27.0	1.15	28.7	1.22	32.2	1.39	35.8	1.56
	61	18.2	0.78	21.7	0.92	25.2	1.08	27.0	1.16	28.6	1.25	32.2	1.42	35.8	1.60
	64	18.2	0.78	21.7	0.94	25.2	1.10	26.9	1.18	28.6	1.26	32.2	1.45	35.7	1.63
	68	18.2	0.80	21.7	0.96	25.2	1.12	26.9	1.21	28.5	1.30	32.1	1.47	35.7	1.67
	70	18.2	0.81	21.7	0.97	25.1	1.13	26.9	1.21	28.5	1.31	32.1	1.50	35.7	1.74
	73	18.1	0.82	21.6	0.99	25.1	1.15	26.9	1.26	28.5	1.36	32.1	1.61	35.6	1.86
	77	18.1	0.83	21.6	1.02	25.1	1.23	26.8	1.35	28.5	1.47	32.0	1.71	35.6	1.99
	81	18.1	0.88	21.6	1.09	25.0	1.31	26.8	1.43	28.4	1.56	32.0	1.83	35.6	2.12
	84	18.1	0.94	21.6	1.16	25.0	1.40	26.8	1.52	28.4	1.66	32.0	1.95	35.5	2.27
	88	18.1	0.99	21.5	1.23	25.0	1.49	26.8	1.63	28.4	1.77	31.9	2.08	35.5	2.42
	91	18.0	1.06	21.5	1.31	25.0	1.58	26.7	1.73	28.4	1.89	31.9	2.22	35.4	2.58
	95	18.0	1.11	21.5	1.38	24.9	1.68	26.6	1.84	28.3	2.00	31.8	2.36	35.3	2.75
99	17.4	1.18	20.8	1.47	24.2	1.79	25.9	1.95	27.4	2.13	30.9	2.51	34.3	2.92	
102	17.1	1.26	20.4	1.56	23.7	1.90	25.3	2.07	26.9	2.27	30.2	2.67	33.6	3.12	
108	17.1	1.32	20.4	1.64	23.7	2.00	25.3	2.20	26.9	2.41	30.2	2.83	33.6	3.31	
111	17.1	1.40	20.4	1.73	23.7	2.11	25.3	2.32	26.9	2.54	30.2	2.99	33.6	3.50	
115	17.1	1.47	20.4	1.81	23.7	2.22	25.3	2.44	26.9	2.68	30.2	3.15	33.6	3.70	
118	17.1	1.52	20.4	1.87	23.7	2.30	25.3	2.53	26.9	2.79	30.2	3.27	33.6	3.85	
60	23	15.7	0.51	19.4	0.69	21.7	0.80	23.2	0.87	24.7	0.87	27.6	1.00	30.6	1.06
	27	15.7	0.53	19.3	0.70	21.7	0.81	23.2	0.88	24.7	0.89	27.6	1.02	30.6	1.09
	32	15.7	0.55	19.2	0.72	21.7	0.83	23.2	0.90	24.7	0.91	27.6	1.04	30.6	1.13
	37	15.7	0.58	19.0	0.73	21.7	0.84	23.2	0.91	24.7	0.94	27.6	1.07	30.6	1.16
	41	15.7	0.60	18.9	0.74	21.7	0.85	23.2	0.92	24.7	0.96	27.6	1.09	30.6	1.19
	46	15.7	0.62	18.8	0.75	21.7	0.86	23.2	0.93	24.7	0.98	27.6	1.11	30.6	1.23
	50	15.7	0.64	18.7	0.76	21.7	0.87	23.2	0.94	24.7	1.00	27.6	1.13	30.6	1.26
	54	15.7	0.66	18.6	0.77	21.7	0.88	23.2	0.95	24.7	1.02	27.6	1.15	30.6	1.29
	57	15.6	0.67	18.6	0.78	21.6	0.91	23.1	0.97	24.7	1.04	27.5	1.17	30.6	1.31
	61	15.6	0.67	18.6	0.79	21.6	0.92	23.1	0.99	24.6	1.05	27.5	1.20	30.5	1.34
	64	15.6	0.68	18.6	0.81	21.6	0.94	23.1	1.00	24.6	1.07	27.5	1.21	30.5	1.36
	68	15.6	0.69	18.6	0.82	21.6	0.95	23.1	1.02	24.6	1.10	27.5	1.24	30.5	1.39
	70	15.6	0.70	18.6	0.83	21.5	0.96	23.1	1.03	24.6	1.10	27.4	1.26	30.4	1.41
	73	15.6	0.72	18.5	0.84	21.5	0.98	23.0	1.05	24.5	1.12	27.4	1.31	30.4	1.50
	77	15.5	0.72	18.5	0.86	21.5	1.02	23.0	1.10	24.5	1.20	27.4	1.39	30.4	1.60
	81	15.5	0.75	18.5	0.91	21.5	1.08	23.0	1.17	24.5	1.27	27.4	1.48	30.4	1.71
	84	15.5	0.79	18.5	0.97	21.5	1.15	23.0	1.26	24.5	1.36	27.3	1.58	30.3	1.81
	88	15.5	0.84	18.5	1.02	21.4	1.22	22.9	1.33	24.5	1.44	27.3	1.68	30.3	1.94
	91	15.5	0.88	18.5	1.08	21.4	1.30	22.9	1.42	24.4	1.53	27.3	1.79	30.3	2.06
	95	15.4	0.94	18.4	1.15	21.4	1.37	22.8	1.50	24.3	1.63	27.2	1.90	30.2	2.20
99	15.0	0.99	17.9	1.21	20.7	1.47	22.2	1.59	23.6	1.73	26.4	2.02	29.3	2.33	
102	14.7	1.05	17.5	1.28	20.3	1.55	21.7	1.68	23.1	1.84	25.8	2.15	28.7	2.49	
108	14.7	1.11	17.5	1.35	20.3	1.63	21.7	1.78	23.1	1.95	25.8	2.27	28.7	2.64	
111	14.7	1.16	17.5	1.42	20.3	1.72	21.7	1.87	23.1	2.06	25.8	2.39	28.7	2.79	
115	14.7	1.22	17.5	1.47	20.3	1.81	21.7	1.96	23.1	2.16	25.8	2.51	28.7	2.94	
118	14.7	1.27	17.5	1.51	20.3	1.88	21.7	2.03	23.1	2.24	25.8	2.60	28.7	3.05	

10. Capacity Table

TC (Total Capacity, MBH), PI (Power Input, kW)

Combi. (%)	Outdoor Temperature (°F)	Indoor Temperature (°F, WB)													
		57		61		64		67		69		72		75	
		TC MBH	PI kW	TC MBH	PI kW	TC MBH	PI kW	TC MBH	PI kW	TC MBH	PI kW	TC MBH	PI kW	TC MBH	PI kW
50	23	13.1	0.53	15.5	0.57	18.8	0.66	19.3	0.71	20.6	0.76	23.1	0.87	25.6	0.91
	27	13.1	0.53	15.5	0.58	18.7	0.67	19.3	0.72	20.6	0.77	23.1	0.88	25.6	0.93
	32	13.1	0.54	15.5	0.60	18.6	0.69	19.3	0.74	20.6	0.79	23.1	0.90	25.6	0.95
	37	13.1	0.54	15.5	0.61	18.4	0.70	19.3	0.75	20.6	0.80	23.1	0.91	25.6	0.98
	41	13.1	0.55	15.5	0.62	18.3	0.71	19.3	0.76	20.6	0.81	23.1	0.92	25.6	1.00
	46	13.1	0.55	15.5	0.63	18.2	0.72	19.3	0.77	20.6	0.82	23.1	0.93	25.6	1.02
	50	13.1	0.56	15.5	0.64	18.1	0.73	19.3	0.78	20.6	0.83	23.1	0.94	25.6	1.04
	54	13.1	0.56	15.5	0.65	18.0	0.74	19.3	0.79	20.6	0.84	23.1	0.95	25.6	1.06
	57	13.0	0.57	15.5	0.67	18.0	0.76	19.3	0.81	20.6	0.86	23.1	0.97	25.6	1.07
	61	13.0	0.57	15.5	0.67	18.0	0.77	19.3	0.82	20.5	0.87	23.0	0.98	25.5	1.10
	64	13.0	0.58	15.5	0.67	18.0	0.78	19.3	0.83	20.5	0.88	23.0	1.00	25.5	1.11
	68	13.0	0.59	15.5	0.69	18.0	0.79	19.2	0.85	20.5	0.90	23.0	1.02	25.5	1.14
	70	13.0	0.60	15.5	0.70	18.0	0.80	19.2	0.86	20.5	0.91	23.0	1.03	25.5	1.15
	73	13.0	0.61	15.5	0.71	17.9	0.82	19.2	0.87	20.5	0.93	23.0	1.04	25.4	1.17
	77	12.9	0.61	15.4	0.72	17.9	0.83	19.2	0.88	20.4	0.96	22.9	1.10	25.4	1.26
	81	12.9	0.62	15.4	0.74	17.9	0.87	19.2	0.94	20.4	1.02	22.9	1.16	25.4	1.33
	84	12.9	0.67	15.4	0.78	17.9	0.93	19.2	1.00	20.4	1.08	22.9	1.25	25.4	1.42
	88	12.9	0.70	15.4	0.83	17.9	0.99	19.1	1.07	20.4	1.15	22.8	1.32	25.3	1.52
	91	12.9	0.73	15.4	0.88	17.9	1.04	19.1	1.13	20.4	1.21	22.8	1.41	25.3	1.61
	95	12.9	0.78	15.3	0.94	17.8	1.10	19.0	1.20	20.3	1.29	22.8	1.49	25.2	1.71
99	12.5	0.82	14.9	0.99	17.3	1.16	18.5	1.26	19.7	1.36	22.1	1.58	24.5	1.81	
102	12.2	0.87	14.6	1.04	16.9	1.24	18.1	1.34	19.3	1.45	21.6	1.68	24.0	1.92	
108	12.2	0.91	14.6	1.10	16.9	1.31	18.1	1.42	19.3	1.52	21.6	1.77	24.0	2.03	
111	12.2	0.95	14.6	1.16	16.9	1.38	18.1	1.48	19.3	1.61	21.6	1.86	24.0	2.14	
115	12.2	0.99	14.6	1.21	16.9	1.46	18.1	1.56	19.3	1.68	21.6	1.96	24.0	2.25	
118	12.2	1.02	14.6	1.25	16.9	1.52	18.1	1.62	19.3	1.73	21.6	2.04	24.0	2.33	

10. Capacity Table

Heating

TC (Total Capacity, MBH), PI (Power Input, kW)

Combi. (%)	Outdoor Temperature (°F)		Indoor Temperature (°F, DB)									
			61		65		70		72		75	
	DB	WB	TC MBH	PI kW	TC MBH	PI kW	TC MBH	PI kW	TC MBH	PI kW	TC MBH	PI kW
130	-4	-4.4	30.0	2.98	29.7	3.15	29.7	3.32	29.7	3.50	29.5	3.68
	1	0	32.7	3.24	32.4	3.40	32.4	3.57	32.2	3.73	32.2	3.89
	5	3	34.3	3.49	34.3	3.65	34.1	3.81	34.1	3.97	34.1	4.13
	10	9	36.2	3.64	36.0	3.80	36.0	3.94	36.0	4.10	35.7	4.24
	14	12	37.9	3.78	37.9	3.92	37.9	4.06	37.6	4.20	37.6	4.34
	19	18	41.1	3.82	40.8	3.96	40.8	4.08	40.6	4.21	40.6	4.33
	23	21	42.7	3.93	42.7	4.05	42.4	4.16	42.4	4.29	42.4	4.42
	27	25	44.3	3.82	44.3	3.94	44.3	4.05	44.1	4.15	44.1	4.27
	32	30	47.0	3.94	47.0	4.05	46.8	4.15	46.8	4.26	46.8	4.36
	37	36	49.7	4.05	49.5	4.14	49.5	4.24	49.5	4.35	48.9	4.40
	44	40	51.4	4.11	51.4	4.21	51.1	4.30	51.1	4.40	48.9	4.22
	47	43	53.0	4.13	53.0	4.22	53.0	4.31	52.7	4.38	48.9	4.01
	51	47	54.9	4.13	54.6	4.23	54.6	4.31	52.7	4.16	48.9	3.82
	54	50	56.5	4.19	56.2	4.28	56.2	4.35	52.7	4.01	48.9	3.68
	57	53	58.1	4.24	58.1	4.32	56.2	4.19	52.7	3.86	48.9	3.54
60	56	60.0	4.29	59.7	4.36	56.2	4.04	52.7	3.72	48.9	3.42	
120	-4	-4.4	29.7	3.20	29.7	3.37	29.7	3.53	29.5	3.70	29.5	3.86
	1	0	32.4	3.46	32.4	3.61	32.2	3.76	32.2	3.91	32.2	4.06
	5	3	34.3	3.71	34.1	3.85	34.1	3.99	34.1	4.14	33.8	4.29
	10	9	36.0	3.84	36.0	3.97	36.0	4.13	35.7	4.26	35.7	4.40
	14	12	37.9	3.97	37.6	4.10	37.6	4.23	37.6	4.36	37.3	4.50
	19	18	40.8	4.00	40.8	4.12	40.6	4.23	40.6	4.35	40.6	4.47
	23	21	42.7	4.09	42.4	4.20	42.4	4.31	42.4	4.43	42.2	4.54
	27	25	44.3	3.97	44.3	4.08	44.1	4.18	44.1	4.29	44.1	4.38
	32	30	47.0	4.08	46.8	4.18	46.8	4.28	46.8	4.37	45.2	4.27
	37	36	49.5	4.18	49.5	4.28	49.5	4.36	48.7	4.35	45.2	3.98
	44	40	51.4	4.24	51.1	4.33	51.1	4.42	48.7	4.17	45.2	3.82
	47	43	53.0	4.25	52.7	4.34	51.9	4.31	48.7	3.97	45.2	3.64
	51	47	54.6	4.26	54.6	4.34	51.9	4.10	48.7	3.78	45.2	3.47
	54	50	56.2	4.30	55.2	4.26	51.9	3.95	48.7	3.64	45.2	3.34
	57	53	58.1	4.35	55.2	4.10	51.9	3.80	48.7	3.50	45.2	3.22
60	56	58.7	4.25	55.2	3.96	51.9	3.66	48.7	3.39	45.2	3.11	
110	-4	-4.4	29.7	3.45	29.5	3.60	29.5	3.75	29.5	3.90	29.2	4.05
	1	0	32.4	3.68	32.2	3.81	32.2	3.96	32.2	4.10	31.9	4.24
	5	3	34.1	3.92	34.1	4.06	34.1	4.19	33.8	4.32	33.8	4.45
	10	9	36.0	4.05	35.7	4.17	35.7	4.29	35.7	4.43	35.7	4.56
	14	12	37.6	4.16	37.6	4.28	37.6	4.40	37.3	4.53	37.3	4.64
	19	18	40.8	4.16	40.6	4.28	40.6	4.39	40.6	4.49	40.3	4.61
	23	21	42.4	4.26	42.4	4.36	42.2	4.46	42.2	4.57	41.4	4.55
	27	25	44.1	4.13	44.1	4.21	44.1	4.31	43.8	4.41	41.4	4.13
	32	30	46.8	4.22	46.8	4.31	46.8	4.40	44.6	4.18	41.4	3.83
	37	36	49.5	4.31	49.2	4.40	47.6	4.24	44.6	3.92	41.4	3.59
	44	40	51.1	4.36	50.6	4.40	47.6	4.07	44.6	3.75	41.4	3.45
	47	43	52.7	4.37	50.6	4.18	47.6	3.87	44.6	3.57	41.4	3.28
	51	47	53.8	4.28	50.6	3.97	47.6	3.68	44.6	3.40	41.4	3.13
	54	50	53.8	4.12	50.6	3.82	47.6	3.55	44.6	3.28	41.4	3.01
	57	53	53.8	3.96	50.6	3.68	47.6	3.42	44.6	3.16	41.4	2.91
60	56	53.8	3.82	50.6	3.56	47.6	3.30	44.6	3.06	41.4	2.82	

10. Capacity Table

TC (Total Capacity, MBH), PI (Power Input, kW)

Combi. (%)	Outdoor Temperature (°F)		Indoor Temperature (°F, DB)									
			61		65		70		72		75	
	DB	WB	TC	PI	TC	PI	TC	PI	TC	PI	TC	PI
			MBH	kW	MBH	kW	MBH	kW	MBH	kW	MBH	kW
100	-4	-4.4	29.5	3.60	29.5	3.72	29.5	3.86	29.2	3.98	29.2	4.13
	1	0	32.2	3.80	32.2	3.92	31.9	4.04	31.9	4.15	31.9	4.29
	5	3	34.1	4.02	33.8	4.14	33.5	4.27	33.8	4.38	33.8	4.50
	10	9	35.7	4.13	35.7	4.25	35.3	4.36	35.4	4.47	35.4	4.59
	14	12	37.6	4.24	37.6	4.34	37.0	4.45	37.3	4.56	37.3	4.67
	19	18	40.6	4.23	40.6	4.32	39.5	4.42	40.3	4.51	37.6	4.15
	23	21	42.4	4.29	42.2	4.39	41.4	4.49	40.6	4.29	37.6	3.94
	27	25	44.1	4.16	44.1	4.24	42.0	4.23	40.6	3.90	37.6	3.57
	32	30	46.8	4.25	46.0	4.24	42.0	3.93	40.6	3.63	37.6	3.32
	37	36	48.9	4.27	46.0	3.97	42.0	3.67	40.6	3.39	37.6	3.12
	44	40	48.9	4.09	46.0	3.80	42.0	3.53	40.6	3.26	37.6	3.00
	47	43	48.9	3.88	46.0	3.62	42.0	3.40	40.6	3.10	37.6	2.85
	51	47	48.9	3.70	46.0	3.45	42.4	3.19	40.6	2.96	37.6	2.72
	54	50	48.9	3.57	46.0	3.32	42.4	3.09	40.6	2.85	37.6	2.64
	57	53	48.9	3.43	46.0	3.19	42.4	2.98	40.6	2.75	37.6	2.54
	60	56	48.9	3.32	46.0	3.10	42.4	2.87	40.6	2.67	37.6	2.46
90	-4	-4.4	29.5	3.93	29.2	4.05	29.2	4.17	29.2	4.29	29.2	4.42
	1	0	32.2	4.13	31.9	4.24	31.9	4.34	31.9	4.45	31.9	4.57
	5	3	33.8	4.35	33.8	4.45	33.8	4.57	33.5	4.68	33.5	4.78
	10	9	35.7	4.45	35.7	4.56	35.4	4.66	35.4	4.77	33.8	4.56
	14	12	37.3	4.55	37.3	4.64	37.3	4.74	36.5	4.68	33.8	4.29
	19	18	40.6	4.52	40.3	4.61	38.9	4.45	36.5	4.09	33.8	3.75
	23	21	42.2	4.59	41.4	4.55	38.9	4.20	36.5	3.88	33.8	3.56
	27	25	43.8	4.43	41.4	4.12	38.9	3.81	36.5	3.52	33.8	3.24
	32	30	44.1	4.11	41.4	3.82	38.9	3.55	36.5	3.28	33.8	3.01
	37	36	44.1	3.84	41.4	3.58	38.9	3.32	36.5	3.08	33.8	2.83
	44	40	44.1	3.69	41.4	3.44	38.9	3.19	36.5	2.97	33.8	2.72
	47	43	44.1	3.51	41.4	3.28	38.9	3.04	36.5	2.82	33.8	2.60
	51	47	44.1	3.34	41.4	3.12	38.9	2.90	36.5	2.69	33.8	2.49
	54	50	44.1	3.23	41.4	3.01	38.9	2.81	36.5	2.60	33.8	2.40
	57	53	44.1	3.11	41.4	2.90	38.9	2.70	36.5	2.51	33.8	2.33
	60	56	44.1	3.00	41.4	2.81	38.9	2.62	36.5	2.43	33.8	2.25
80	-4	-4.4	29.2	4.17	29.2	4.28	29.2	4.38	29.2	4.49	28.9	4.61
	1	0	31.9	4.33	31.9	4.44	31.9	4.54	31.6	4.63	30.3	4.58
	5	3	33.8	4.57	33.5	4.66	33.5	4.76	32.4	4.60	30.3	4.21
	10	9	35.4	4.65	35.4	4.75	34.6	4.67	32.4	4.30	30.3	3.95
	14	12	37.3	4.74	36.8	4.75	34.6	4.39	32.4	4.06	30.3	3.72
	19	18	38.9	4.45	36.8	4.14	34.6	3.84	32.4	3.54	30.3	3.27
	23	21	38.9	4.22	36.8	3.94	34.6	3.64	32.4	3.37	30.3	3.10
	27	25	38.9	3.82	36.8	3.57	34.6	3.32	32.4	3.06	30.3	2.83
	32	30	38.9	3.56	36.8	3.32	34.6	3.09	32.4	2.85	30.3	2.64
	37	36	38.9	3.34	36.8	3.11	34.6	2.90	32.4	2.69	30.3	2.49
	44	40	38.9	3.21	36.8	3.00	34.6	2.79	32.4	2.58	30.3	2.39
	47	43	38.9	3.05	36.8	2.85	34.6	2.67	32.4	2.47	30.3	2.29
	51	47	38.9	2.91	36.8	2.72	34.6	2.54	32.4	2.35	30.3	2.19
	54	50	38.9	2.82	36.8	2.64	34.6	2.46	32.4	2.28	30.3	2.12
	57	53	38.9	2.71	36.8	2.54	34.6	2.36	32.4	2.20	30.3	2.04
	60	56	38.9	2.63	36.8	2.46	34.6	2.30	32.4	2.14	30.3	1.98

10. Capacity Table

TC (Total Capacity, MBH), PI (Power Input, kW)

Combi. (%)	Outdoor Temperature (°F)		Indoor Temperature (°F, DB)									
			61		65		70		72		75	
	DB	WB	TC MBH	PI kW	TC MBH	PI kW	TC MBH	PI kW	TC MBH	PI kW	TC MBH	PI kW
70	-4	-4.4	29.2	4.40	29.2	4.50	28.9	4.60	28.4	4.53	26.4	4.15
	1	0	31.9	4.56	31.6	4.64	30.3	4.40	28.4	4.06	26.4	3.72
	5	3	33.5	4.78	32.2	4.57	30.3	4.23	28.4	3.90	26.4	3.59
	10	9	34.1	4.61	32.2	4.28	30.3	3.97	28.4	3.66	26.4	3.37
	14	12	34.1	4.32	32.2	4.03	30.3	3.74	28.4	3.45	26.4	3.18
	19	18	34.1	3.79	32.2	3.53	30.3	3.28	28.4	3.03	26.4	2.80
	23	21	34.1	3.59	32.2	3.35	30.3	3.12	28.4	2.89	26.4	2.67
	27	25	34.1	3.26	32.2	3.05	30.3	2.83	28.4	2.63	26.4	2.43
	32	30	34.1	3.04	32.2	2.84	30.3	2.66	28.4	2.46	26.4	2.28
	37	36	34.1	2.85	32.2	2.67	30.3	2.50	28.4	2.32	26.4	2.14
	44	40	34.1	2.75	32.2	2.57	30.3	2.40	28.4	2.23	26.4	2.07
	47	43	34.1	2.62	32.2	2.45	30.3	2.30	28.4	2.14	26.4	1.98
	51	47	34.1	2.51	32.2	2.35	30.3	2.19	28.4	2.04	26.4	1.89
	54	50	34.1	2.42	32.2	2.27	30.3	2.13	28.4	1.98	26.4	1.84
	57	53	34.1	2.35	32.2	2.19	30.3	2.05	28.4	1.92	26.4	1.78
60	56	34.1	2.26	32.2	2.13	30.3	1.99	28.4	1.86	26.4	1.72	
60	-4	-4.4	28.9	4.64	27.6	4.39	26.0	4.07	24.3	3.75	22.6	3.45
	1	0	29.2	4.23	27.6	3.94	26.0	3.64	24.3	3.37	22.6	3.10
	5	3	29.2	4.06	27.6	3.79	26.0	3.51	24.3	3.25	22.6	3.00
	10	9	29.2	3.81	27.6	3.56	26.0	3.31	24.3	3.07	22.6	2.83
	14	12	29.2	3.60	27.6	3.35	26.0	3.13	24.3	2.89	22.6	2.67
	19	18	29.2	3.16	27.6	2.95	26.0	2.75	24.3	2.55	22.6	2.36
	23	21	29.2	3.00	27.6	2.81	26.0	2.62	24.3	2.44	22.6	2.25
	27	25	29.2	2.73	27.6	2.55	26.0	2.39	24.3	2.22	22.6	2.05
	32	30	29.2	2.55	27.6	2.39	26.0	2.24	24.3	2.08	22.6	1.93
	37	36	29.2	2.41	27.6	2.26	26.0	2.11	24.3	1.97	22.6	1.83
	44	40	29.2	2.32	27.6	2.18	26.0	2.03	24.3	1.89	22.6	1.76
	47	43	29.2	2.20	27.6	2.08	26.0	1.95	24.3	1.82	22.6	1.70
	51	47	29.2	2.12	27.6	1.99	26.0	1.86	24.3	1.73	22.6	1.62
	54	50	29.2	2.04	27.6	1.93	26.0	1.81	24.3	1.69	22.6	1.57
	57	53	29.2	1.98	27.6	1.86	26.0	1.74	24.3	1.63	22.6	1.52
60	56	29.2	1.93	27.6	1.81	26.0	1.70	24.3	1.59	22.6	1.49	
50	-4	-4.4	24.4	3.78	23.0	3.52	21.6	3.27	20.2	3.03	18.8	2.80
	1	0	24.4	3.39	23.0	3.16	21.6	2.96	20.2	2.74	18.8	2.53
	5	3	24.4	3.27	23.0	3.05	21.6	2.84	20.2	2.65	18.8	2.45
	10	9	24.4	3.08	23.0	2.88	21.6	2.69	20.2	2.50	18.8	2.32
	14	12	24.4	2.91	23.0	2.73	21.6	2.54	20.2	2.36	18.8	2.19
	19	18	24.4	2.56	23.0	2.41	21.6	2.25	20.2	2.09	18.8	1.94
	23	21	24.4	2.45	23.0	2.30	21.6	2.15	20.2	2.00	18.8	1.86
	27	25	24.4	2.23	23.0	2.10	21.6	1.96	20.2	1.84	18.8	1.70
	32	30	24.4	2.09	23.0	1.97	21.6	1.85	20.2	1.72	18.8	1.60
	37	36	24.4	1.98	23.0	1.86	21.6	1.74	20.2	1.63	18.8	1.53
	44	40	24.4	1.90	23.0	1.80	21.6	1.69	20.2	1.58	18.8	1.47
	47	43	24.4	1.83	23.0	1.72	21.6	1.61	20.2	1.51	18.8	1.41
	51	47	24.4	1.74	23.0	1.65	21.6	1.54	20.2	1.45	18.8	1.36
	54	50	24.4	1.70	23.0	1.60	21.6	1.51	20.2	1.41	18.8	1.32
	57	53	24.4	1.64	23.0	1.54	21.6	1.46	20.2	1.37	18.8	1.28
60	56	24.4	1.60	23.0	1.51	21.6	1.41	20.2	1.33	18.8	1.24	

10. Capacity Table

AM048FXMDCH/AA

Cooling

TC (Total Capacity, MBH), PI (Power Input, kW)

Combi. (%)	Outdoor Temperature (°F)	Indoor Temperature (°F, WB)													
		57		61		64		67		69		72		75	
		TC	PI	TC	PI	TC	PI	TC	PI	TC	PI	TC	PI	TC	PI
130	23	42.8	1.72	51.6	2.08	59.2	2.31	64.1	2.61	71.9	3.05	75.6	2.96	74.3	2.83
	27	42.8	1.75	51.5	2.12	59.2	2.38	64.0	2.67	71.1	3.07	74.5	2.97	73.6	2.84
	32	42.8	1.79	51.4	2.17	59.2	2.47	63.9	2.74	70.1	3.09	73.2	2.98	72.7	2.85
	37	42.8	1.82	51.2	2.22	59.2	2.55	63.7	2.82	69.1	3.11	71.8	2.99	71.9	2.86
	41	42.8	1.85	51.1	2.26	59.2	2.62	63.6	2.88	68.3	3.13	70.7	3.00	71.2	2.87
	46	42.8	1.89	51.0	2.31	59.2	2.71	63.5	2.95	67.3	3.15	69.3	3.02	70.3	2.88
	50	42.8	1.92	50.9	2.35	59.2	2.78	63.4	3.01	66.5	3.17	68.2	3.04	69.6	2.89
	54	42.8	1.95	50.8	2.39	59.2	2.85	63.3	3.07	65.7	3.15	67.1	3.01	68.9	2.96
	57	42.8	1.99	50.8	2.44	59.1	2.90	63.3	3.13	64.6	3.13	66.4	3.10	67.8	3.13
	61	42.7	2.03	50.7	2.49	59.0	2.96	63.2	3.23	63.9	3.24	65.3	3.26	67.0	3.30
	64	42.7	2.07	50.7	2.53	59.0	3.15	62.1	3.39	62.8	3.40	64.5	3.44	65.9	3.46
	68	42.6	2.11	50.6	2.70	58.9	3.39	61.4	3.56	62.0	3.57	63.4	3.60	65.2	3.64
	70	42.6	2.17	50.6	2.80	58.8	3.52	60.6	3.64	61.6	3.66	63.0	3.69	64.7	3.72
	73	42.6	2.32	50.5	2.99	58.8	3.77	59.8	3.80	60.5	3.82	62.2	3.86	63.6	3.89
	77	42.5	2.49	50.4	3.21	58.1	3.95	59.1	3.97	59.8	3.99	61.1	4.03	62.9	4.06
	81	42.5	2.66	50.4	3.44	57.3	4.12	58.0	4.13	58.7	4.15	60.4	4.20	61.8	4.23
	84	42.4	2.83	50.3	3.66	56.2	4.28	57.2	4.30	57.9	4.34	59.3	4.37	61.0	4.41
	88	42.4	3.01	50.3	3.93	55.5	4.45	56.2	4.47	56.9	4.50	58.6	4.53	59.9	4.59
	91	42.4	3.22	50.2	4.19	54.4	4.62	55.4	4.65	56.1	4.67	57.5	4.71	59.2	4.76
	95	42.2	3.42	50.1	4.46	53.5	4.79	54.2	4.80	54.9	4.84	56.6	4.88	58.0	4.94
99	41.0	3.65	48.6	4.76	50.9	4.95	51.9	4.99	52.6	5.01	53.9	5.07	55.6	5.11	
102	40.1	3.88	47.6	5.07	49.2	5.14	49.9	5.15	50.6	5.18	52.2	5.24	53.5	5.28	
108	40.1	4.12	47.6	5.39	48.6	5.31	48.9	5.32	49.6	5.35	51.5	5.41	52.5	5.47	
111	40.1	4.35	47.6	5.70	47.9	5.48	47.9	5.48	48.6	5.54	50.9	5.59	51.5	5.64	
115	40.1	4.59	47.6	6.01	47.3	5.66	47.0	5.65	47.6	5.71	50.2	5.76	50.6	5.81	
118	38.1	4.77	44.1	6.24	45.0	5.80	45.9	5.78	46.8	5.84	48.9	5.89	49.9	5.94	
120	23	40.1	1.63	47.0	1.79	55.4	2.28	58.5	2.41	62.3	2.62	74.6	3.01	76.0	2.94
	27	40.0	1.65	47.0	1.84	55.3	2.32	58.5	2.46	62.3	2.67	73.5	3.03	74.9	2.95
	32	39.9	1.67	47.0	1.91	55.2	2.37	58.5	2.53	62.3	2.74	72.2	3.05	73.6	2.96
	37	39.7	1.70	47.0	1.97	55.0	2.42	58.5	2.59	62.3	2.80	70.8	3.07	72.2	2.97
	41	39.6	1.72	47.0	2.02	54.9	2.46	58.5	2.64	62.3	2.85	69.7	3.09	71.1	2.98
	46	39.5	1.74	47.0	2.08	54.8	2.51	58.5	2.70	62.3	2.91	68.3	3.11	69.7	2.99
	50	39.4	1.76	47.0	2.13	54.7	2.55	58.5	2.75	62.3	2.96	67.2	3.13	68.6	3.00
	54	39.3	1.78	47.0	2.18	54.6	2.59	58.5	2.80	62.3	3.01	66.1	3.12	67.5	2.98
	57	39.3	1.81	47.0	2.23	54.6	2.65	58.4	2.85	62.2	3.07	65.3	3.09	66.7	3.12
	61	39.3	1.85	46.9	2.26	54.5	2.69	58.3	2.92	62.1	3.15	64.2	3.25	65.6	3.28
	64	39.2	1.89	46.8	2.32	54.5	2.78	58.3	3.08	62.1	3.39	63.5	3.41	64.9	3.45
	68	39.2	1.92	46.8	2.40	54.4	2.99	58.2	3.32	61.0	3.55	62.4	3.58	63.8	3.61
	70	39.1	1.94	46.7	2.49	54.4	3.10	58.2	3.45	60.6	3.64	62.0	3.66	63.3	3.70
	73	39.1	2.08	46.7	2.66	54.3	3.32	58.1	3.69	59.5	3.80	61.2	3.83	62.6	3.87
	77	39.1	2.21	46.6	2.85	54.3	3.57	58.1	3.95	58.7	3.97	60.1	3.99	61.5	4.04
	81	39.0	2.37	46.6	3.06	54.2	3.81	57.0	4.12	57.6	4.13	59.4	4.17	60.8	4.20
	84	39.0	2.52	46.6	3.26	54.2	4.07	56.2	4.28	56.9	4.30	58.3	4.34	59.7	4.38
	88	39.0	2.69	46.5	3.47	54.1	4.36	55.1	4.45	55.8	4.46	57.5	4.51	58.9	4.54
	91	38.9	2.86	46.5	3.71	53.7	4.60	54.4	4.61	55.1	4.63	56.4	4.68	57.8	4.73
	95	38.8	3.06	46.3	3.95	52.5	4.76	53.2	4.78	54.2	4.80	55.6	4.85	57.0	4.90
99	37.6	3.25	45.0	4.21	50.3	4.93	50.9	4.95	51.6	4.98	52.9	5.02	54.3	5.07	
102	36.9	3.46	44.0	4.49	48.3	5.10	49.2	5.12	49.9	5.15	51.2	5.20	52.5	5.25	
108	36.9	3.66	44.0	4.76	47.3	5.27	48.6	5.28	49.2	5.33	50.6	5.38	51.9	5.42	
111	36.9	3.87	44.0	5.03	46.3	5.46	47.9	5.46	48.6	5.50	49.9	5.55	51.2	5.60	
115	36.9	4.06	44.0	5.31	45.3	5.63	47.3	5.62	47.9	5.67	49.2	5.73	50.6	5.78	
118	35.1	4.20	41.8	5.52	44.6	5.76	46.5	5.74	47.4	5.80	48.7	5.87	50.1	5.92	

10. Capacity Table

TC (Total Capacity, MBH), PI (Power Input, kW)

Combi. (%)	Outdoor Temperature (°F)	Indoor Temperature (°F, WB)													
		57		61		64		67		69		72		75	
		TC MBH	PI kW	TC MBH	PI kW	TC MBH	PI kW	TC MBH	PI kW	TC MBH	PI kW	TC MBH	PI kW	TC MBH	PI kW
110	23	37.0	1.39	43.9	1.74	50.9	2.11	53.6	2.22	57.1	2.27	64.8	2.66	71.9	3.00
	27	36.9	1.42	43.8	1.77	50.8	2.14	53.6	2.26	57.1	2.33	64.7	2.72	71.2	3.02
	32	36.8	1.46	43.7	1.81	50.7	2.18	53.6	2.31	57.1	2.40	64.6	2.79	70.4	3.04
	37	36.6	1.49	43.5	1.84	50.5	2.21	53.6	2.36	57.1	2.48	64.4	2.87	69.5	3.06
	41	36.5	1.52	43.4	1.87	50.4	2.24	53.6	2.40	57.1	2.54	64.3	2.93	68.8	3.08
	46	36.4	1.56	43.3	1.91	50.3	2.28	53.6	2.45	57.1	2.61	64.2	3.00	67.9	3.10
	50	36.3	1.59	43.2	1.94	50.2	2.31	53.6	2.49	57.1	2.67	64.1	3.06	67.2	3.12
	54	36.2	1.62	43.1	1.97	50.1	2.34	53.6	2.53	57.1	2.73	64.0	3.12	66.5	3.09
	57	36.2	1.64	43.1	2.01	50.1	2.39	53.5	2.59	57.0	2.78	64.0	3.17	65.3	3.09
	61	36.1	1.68	43.1	2.05	50.0	2.44	53.5	2.64	57.0	2.83	63.2	3.23	64.6	3.26
	64	36.1	1.71	43.0	2.09	50.0	2.49	53.4	2.70	56.9	2.98	62.4	3.39	63.5	3.42
	68	36.0	1.75	43.0	2.13	49.9	2.64	53.4	2.91	56.8	3.20	61.4	3.56	62.7	3.60
	70	36.0	1.77	42.9	2.19	49.9	2.72	53.3	3.01	56.8	3.32	60.9	3.64	62.3	3.66
	73	36.0	1.85	42.9	2.35	49.8	2.92	53.3	3.23	56.7	3.56	59.8	3.80	61.2	3.83
	77	35.9	1.97	42.9	2.52	49.8	3.13	53.2	3.46	56.7	3.81	59.1	3.97	60.5	4.01
	81	35.9	2.10	42.8	2.68	49.7	3.34	53.2	3.71	56.6	4.07	58.0	4.14	59.4	4.18
	84	35.9	2.25	42.8	2.86	49.7	3.58	53.1	3.96	55.9	4.27	57.2	4.31	58.6	4.34
	88	35.8	2.39	42.7	3.06	49.6	3.81	53.1	4.23	55.1	4.44	56.2	4.47	57.5	4.52
	91	35.8	2.53	42.7	3.26	49.6	4.07	53.0	4.52	54.0	4.60	55.4	4.65	56.8	4.68
	95	35.7	2.70	42.6	3.47	49.4	4.35	52.5	4.76	53.2	4.78	54.2	4.82	55.6	4.86
99	34.6	2.86	41.3	3.70	47.9	4.63	49.9	4.93	50.6	4.94	51.9	4.99	53.3	5.03	
102	33.9	3.06	40.4	3.94	47.0	4.94	48.3	5.09	48.9	5.11	50.2	5.16	51.2	5.20	
108	33.9	3.24	40.4	4.19	47.0	5.24	47.6	5.26	48.3	5.27	49.6	5.34	50.2	5.36	
111	33.9	3.42	40.4	4.43	47.0	5.55	47.0	5.42	47.6	5.44	48.9	5.51	49.2	5.54	
115	33.9	3.61	40.4	4.67	47.0	5.84	46.3	5.59	47.0	5.62	48.3	5.68	48.3	5.70	
118	32.2	3.75	38.4	4.85	43.9	6.06	44.8	5.72	45.7	5.76	46.6	5.81	47.6	5.82	
100	23	32.9	1.31	40.1	1.39	45.6	1.71	49.5	1.96	51.9	2.13	58.9	2.47	65.5	2.68
	27	32.9	1.33	40.0	1.44	45.6	1.76	49.4	2.00	51.9	2.17	58.8	2.51	65.4	2.74
	32	32.9	1.35	39.9	1.51	45.6	1.83	49.3	2.05	51.9	2.22	58.7	2.56	65.3	2.81
	37	32.9	1.38	39.7	1.57	45.6	1.89	49.1	2.10	51.9	2.27	58.5	2.61	65.1	2.89
	41	32.9	1.40	39.6	1.62	45.6	1.94	49.0	2.14	51.9	2.31	58.4	2.65	65.0	2.95
	46	32.9	1.42	39.5	1.68	45.6	2.00	48.9	2.19	51.9	2.36	58.3	2.70	64.9	3.02
	50	32.9	1.44	39.4	1.73	45.6	2.05	48.8	2.23	51.9	2.40	58.2	2.74	64.8	3.08
	54	32.9	1.46	39.3	1.78	45.6	2.10	48.7	2.27	51.9	2.44	58.1	2.78	64.7	3.14
	57	32.9	1.48	39.3	1.80	45.5	2.13	48.7	2.32	51.8	2.49	58.1	2.84	64.3	3.18
	61	32.8	1.51	39.3	1.85	45.5	2.18	48.6	2.36	51.8	2.53	58.0	2.90	63.2	3.23
	64	32.8	1.54	39.2	1.87	45.4	2.23	48.6	2.41	51.7	2.59	57.9	3.06	62.4	3.39
	68	32.8	1.58	39.2	1.92	45.4	2.29	48.5	2.52	51.6	2.77	57.9	3.30	61.4	3.56
	70	32.8	1.59	39.1	1.93	45.4	2.37	48.5	2.61	51.6	2.86	57.8	3.41	60.9	3.65
	73	32.7	1.63	39.1	2.05	45.3	2.55	48.4	2.80	51.5	3.08	57.8	3.66	60.2	3.81
	77	32.7	1.73	39.1	2.20	45.3	2.72	48.4	3.00	51.5	3.30	57.7	3.93	59.1	3.98
	81	32.7	1.85	39.0	2.35	45.2	2.91	48.3	3.21	51.4	3.53	57.0	4.12	58.3	4.14
	84	32.6	1.97	39.0	2.51	45.2	3.10	48.3	3.44	51.4	3.77	56.2	4.28	57.2	4.31
	88	32.6	2.10	39.0	2.67	45.1	3.32	48.3	3.66	51.3	4.03	55.1	4.45	56.5	4.47
	91	32.6	2.24	38.9	2.84	45.1	3.53	48.2	3.90	51.3	4.30	54.4	4.61	55.4	4.66
	95	32.4	2.37	38.8	3.02	45.0	3.77	48.0	4.20	51.1	4.59	53.2	4.78	54.6	4.82
99	31.5	2.52	37.6	3.22	43.6	4.01	46.6	4.44	49.6	4.88	50.9	4.95	51.9	5.00	
102	30.8	2.67	36.9	3.42	42.7	4.27	45.6	4.74	47.9	5.08	48.9	5.12	50.2	5.16	
108	30.8	2.83	36.9	3.63	42.7	4.53	45.6	5.02	47.3	5.27	47.9	5.28	49.6	5.33	
111	30.8	2.99	36.9	3.83	42.7	4.80	45.6	5.32	46.6	5.48	47.0	5.46	48.9	5.49	
115	30.8	3.14	36.9	4.04	42.7	5.07	45.6	5.62	46.0	5.67	46.0	5.62	48.3	5.66	
118	29.3	3.25	35.1	4.20	40.6	5.27	43.3	5.85	44.4	5.81	45.3	5.74	47.9	5.79	

10. Capacity Table

TC (Total Capacity, MBH), PI (Power Input, kW)

Combi. (%)	Outdoor Temperature (°F)	Indoor Temperature (°F, WB)													
		57		61		64		67		69		72		75	
		TC MBH	PI kW	TC MBH	PI kW	TC MBH	PI kW	TC MBH	PI kW	TC MBH	PI kW	TC MBH	PI kW	TC MBH	PI kW
90	23	29.6	1.16	35.2	1.35	41.1	1.71	43.9	1.70	47.4	1.78	53.3	2.08	58.9	2.39
	27	29.6	1.18	35.2	1.38	41.1	1.73	43.9	1.74	47.3	1.83	53.2	2.13	58.8	2.44
	32	29.6	1.20	35.2	1.42	41.1	1.75	43.9	1.79	47.2	1.90	53.1	2.20	58.7	2.51
	37	29.6	1.23	35.2	1.45	41.1	1.78	43.9	1.84	47.0	1.96	52.9	2.26	58.5	2.57
	41	29.6	1.25	35.2	1.48	41.1	1.80	43.9	1.88	46.9	2.01	52.8	2.31	58.4	2.62
	46	29.6	1.27	35.2	1.52	41.1	1.82	43.9	1.93	46.8	2.07	52.7	2.37	58.3	2.68
	50	29.6	1.29	35.2	1.55	41.1	1.84	43.9	1.97	46.7	2.12	52.6	2.42	58.2	2.73
	54	29.6	1.31	35.2	1.58	41.1	1.86	43.9	2.01	46.6	2.17	52.5	2.47	58.1	2.78
	57	29.6	1.32	35.1	1.61	41.0	1.91	43.8	2.05	46.6	2.20	52.5	2.52	58.1	2.84
	61	29.5	1.36	35.1	1.64	41.0	1.93	43.8	2.09	46.5	2.25	52.4	2.57	58.0	2.89
	64	29.5	1.38	35.1	1.67	41.0	1.97	43.7	2.12	46.5	2.29	52.4	2.61	57.9	3.06
	68	29.5	1.40	35.0	1.70	40.9	2.01	43.7	2.18	46.4	2.39	52.3	2.81	57.9	3.29
	70	29.5	1.42	35.0	1.71	40.9	2.05	43.6	2.25	46.4	2.45	52.3	2.92	57.8	3.40
	73	29.4	1.45	35.0	1.78	40.8	2.18	43.6	2.41	46.4	2.64	52.2	3.13	57.8	3.66
	77	29.4	1.52	34.9	1.91	40.8	2.34	43.6	2.58	46.3	2.82	52.2	3.34	57.7	3.93
	81	29.4	1.62	34.9	2.03	40.7	2.50	43.5	2.75	46.3	3.01	52.1	3.58	57.0	4.12
	84	29.3	1.71	34.8	2.17	40.7	2.66	43.5	2.93	46.2	3.22	52.1	3.82	56.2	4.28
	88	29.3	1.84	34.8	2.32	40.7	2.84	43.4	3.13	46.2	3.44	52.0	4.09	55.1	4.45
	91	29.3	1.94	34.8	2.45	40.6	3.04	43.4	3.33	46.1	3.66	52.0	4.36	54.4	4.61
	95	29.2	2.05	34.7	2.61	40.5	3.23	43.2	3.56	46.0	3.91	51.8	4.66	53.2	4.78
99	28.3	2.18	33.6	2.78	39.3	3.44	41.9	3.80	44.6	4.17	49.9	4.92	50.9	4.95	
102	27.8	2.32	33.0	2.94	38.5	3.66	41.1	4.04	43.7	4.44	47.9	5.08	48.9	5.12	
108	27.8	2.45	33.0	3.12	38.5	3.88	41.1	4.28	43.7	4.71	47.0	5.25	47.9	5.28	
111	27.8	2.59	33.0	3.28	38.5	4.11	41.1	4.53	43.7	4.99	46.0	5.41	47.0	5.46	
115	27.8	2.73	33.0	3.45	38.5	4.34	41.1	4.77	43.7	5.26	45.0	5.58	46.0	5.62	
118	26.4	2.84	31.4	3.58	36.6	4.51	39.0	4.95	41.5	5.46	44.3	5.71	45.2	5.74	
80	23	26.3	1.01	32.2	1.30	36.6	1.40	39.0	1.45	42.2	1.58	47.4	1.77	51.5	2.12
	27	26.3	1.03	32.1	1.31	36.6	1.43	39.0	1.49	42.1	1.62	47.3	1.82	51.5	2.16
	32	26.3	1.05	32.0	1.33	36.6	1.47	39.0	1.54	42.0	1.67	47.2	1.89	51.5	2.21
	37	26.3	1.08	31.8	1.34	36.6	1.50	39.0	1.59	41.8	1.72	47.0	1.95	51.5	2.26
	41	26.3	1.10	31.7	1.35	36.6	1.53	39.0	1.63	41.7	1.76	46.9	2.00	51.5	2.30
	46	26.3	1.12	31.6	1.36	36.6	1.57	39.0	1.68	41.6	1.81	46.8	2.06	51.5	2.35
	50	26.3	1.14	31.5	1.37	36.6	1.60	39.0	1.72	41.5	1.85	46.7	2.11	51.5	2.39
	54	26.3	1.16	31.4	1.38	36.6	1.63	39.0	1.76	41.4	1.89	46.6	2.16	51.5	2.43
	57	26.3	1.18	31.4	1.42	36.5	1.67	39.0	1.79	41.4	1.92	46.6	2.19	51.4	2.48
	61	26.3	1.20	31.4	1.45	36.5	1.70	38.9	1.83	41.3	1.96	46.5	2.25	51.4	2.52
	64	26.2	1.22	31.3	1.46	36.5	1.72	38.9	1.86	41.3	2.00	46.5	2.28	51.3	2.58
	68	26.2	1.24	31.3	1.50	36.4	1.76	38.8	1.91	41.3	2.04	46.4	2.37	51.3	2.75
	70	26.2	1.24	31.2	1.51	36.4	1.78	38.8	1.92	41.2	2.08	46.4	2.45	51.2	2.85
	73	26.2	1.28	31.2	1.53	36.3	1.86	38.8	2.04	41.2	2.23	46.4	2.63	51.2	3.06
	77	26.1	1.31	31.2	1.64	36.3	1.99	38.7	2.18	41.1	2.39	46.3	2.81	51.1	3.28
	81	26.1	1.39	31.1	1.75	36.3	2.12	38.7	2.33	41.1	2.55	46.3	3.00	51.1	3.50
	84	26.1	1.48	31.1	1.85	36.2	2.26	38.7	2.49	41.1	2.72	46.2	3.21	51.0	3.74
	88	26.1	1.58	31.1	1.97	36.2	2.41	38.6	2.65	41.0	2.90	46.2	3.42	51.0	3.99
	91	26.0	1.68	31.1	2.10	36.2	2.57	38.6	2.82	41.0	3.08	46.1	3.65	50.9	4.27
	95	26.0	1.78	31.0	2.23	36.0	2.73	38.4	3.00	40.8	3.29	46.0	3.89	50.8	4.55
99	25.2	1.88	30.0	2.36	35.0	2.91	37.3	3.20	39.6	3.49	44.6	4.14	49.3	4.86	
102	24.7	2.00	29.4	2.51	34.3	3.08	36.5	3.39	38.8	3.73	43.7	4.42	47.9	5.08	
108	24.7	2.11	29.4	2.66	34.3	3.26	36.5	3.60	38.8	3.96	43.7	4.69	47.6	5.31	
111	24.7	2.24	29.4	2.80	34.3	3.44	36.5	3.80	38.8	4.20	43.7	4.96	47.3	5.54	
115	24.7	2.35	29.4	2.94	34.3	3.61	36.5	4.01	38.8	4.43	43.7	5.24	47.0	5.75	
118	23.5	2.43	27.9	3.05	32.6	3.74	34.7	4.17	36.9	4.60	41.5	5.45	46.8	5.91	

10. Capacity Table

TC (Total Capacity, MBH), PI (Power Input, kW)

Combi. (%)	Outdoor Temperature (°F)	Indoor Temperature (°F, WB)													
		57		61		64		67		69		72		75	
		TC	PI	TC	PI	TC	PI	TC	PI	TC	PI	TC	PI	TC	PI
		MBH	kW	MBH	kW	MBH	kW	MBH	kW	MBH	kW	MBH	PI	MBH	PI
70	23	23.8	0.87	27.5	1.06	31.9	1.11	34.9	1.37	37.0	1.40	41.5	1.54	46.0	1.77
	27	23.7	0.89	27.5	1.08	31.9	1.15	34.8	1.39	36.9	1.43	41.4	1.58	45.9	1.81
	32	23.6	0.91	27.5	1.10	31.9	1.20	34.7	1.41	36.8	1.47	41.3	1.63	45.8	1.86
	37	23.4	0.94	27.5	1.13	31.9	1.25	34.5	1.44	36.6	1.50	41.1	1.68	45.6	1.91
	41	23.3	0.96	27.5	1.15	31.9	1.29	34.4	1.46	36.5	1.53	41.0	1.72	45.5	1.95
	46	23.2	0.98	27.5	1.17	31.9	1.34	34.3	1.48	36.4	1.57	40.9	1.77	45.4	2.00
	50	23.1	1.00	27.5	1.19	31.9	1.38	34.2	1.50	36.3	1.60	40.8	1.81	45.3	2.04
	54	23.0	1.02	27.5	1.21	31.9	1.42	34.1	1.52	36.2	1.63	40.7	1.85	45.2	2.08
	57	23.0	1.04	27.4	1.23	31.9	1.44	34.1	1.55	36.2	1.65	40.7	1.88	45.2	2.11
	61	23.0	1.05	27.4	1.24	31.8	1.46	34.1	1.58	36.1	1.69	40.6	1.92	45.2	2.17
	64	23.0	1.06	27.4	1.28	31.8	1.50	34.0	1.60	36.1	1.71	40.6	1.96	45.1	2.20
	68	23.0	1.08	27.4	1.30	31.8	1.52	34.0	1.64	36.0	1.76	40.6	2.00	45.1	2.26
	70	22.9	1.10	27.3	1.31	31.7	1.53	34.0	1.64	36.0	1.78	40.5	2.03	45.0	2.35
	73	22.9	1.11	27.3	1.34	31.7	1.56	33.9	1.71	36.0	1.85	40.5	2.18	45.0	2.52
	77	22.9	1.13	27.3	1.38	31.7	1.67	33.9	1.83	35.9	1.99	40.4	2.32	44.9	2.69
	81	22.8	1.20	27.3	1.47	31.6	1.78	33.9	1.94	35.9	2.11	40.4	2.48	44.9	2.88
	84	22.8	1.27	27.2	1.58	31.6	1.89	33.8	2.07	35.9	2.25	40.4	2.65	44.9	3.07
	88	22.8	1.35	27.2	1.67	31.6	2.02	33.8	2.20	35.8	2.40	40.3	2.82	44.8	3.28
	91	22.8	1.44	27.2	1.77	31.6	2.15	33.8	2.34	35.8	2.56	40.3	3.00	44.8	3.49
	95	22.7	1.51	27.1	1.87	31.5	2.27	33.6	2.49	35.7	2.72	40.2	3.20	44.6	3.72
99	22.0	1.60	26.3	1.99	30.5	2.42	32.7	2.65	34.6	2.89	39.0	3.40	43.3	3.96	
102	21.6	1.70	25.8	2.11	29.9	2.57	32.0	2.81	33.9	3.07	38.2	3.62	42.4	4.22	
108	21.6	1.79	25.8	2.23	29.9	2.72	32.0	2.98	33.9	3.26	38.2	3.83	42.4	4.49	
111	21.6	1.89	25.8	2.34	29.9	2.85	32.0	3.14	33.9	3.45	38.2	4.05	42.4	4.75	
115	21.6	1.99	25.8	2.45	29.9	3.00	32.0	3.31	33.9	3.63	38.2	4.27	42.4	5.01	
118	21.6	2.07	25.8	2.53	29.9	3.11	32.0	3.44	33.9	3.77	38.2	4.44	42.4	5.21	
60	23	19.8	0.74	24.3	0.96	28.1	1.05	29.3	1.14	31.2	1.23	34.8	1.33	38.7	1.44
	27	19.8	0.76	24.2	0.97	28.0	1.07	29.3	1.16	31.2	1.25	34.8	1.36	38.7	1.48
	32	19.8	0.78	24.1	0.99	27.9	1.09	29.3	1.18	31.2	1.27	34.8	1.40	38.7	1.53
	37	19.8	0.81	23.9	1.00	27.7	1.12	29.3	1.21	31.2	1.30	34.8	1.43	38.7	1.58
	41	19.8	0.83	23.8	1.01	27.6	1.14	29.3	1.23	31.2	1.32	34.8	1.46	38.7	1.62
	46	19.8	0.85	23.7	1.02	27.5	1.16	29.3	1.25	31.2	1.34	34.8	1.50	38.7	1.67
	50	19.8	0.87	23.6	1.03	27.4	1.18	29.3	1.27	31.2	1.36	34.8	1.53	38.7	1.71
	54	19.8	0.89	23.5	1.04	27.3	1.20	29.3	1.29	31.2	1.38	34.8	1.56	38.7	1.75
	57	19.7	0.90	23.5	1.05	27.3	1.23	29.2	1.31	31.1	1.40	34.8	1.59	38.6	1.78
	61	19.7	0.90	23.5	1.07	27.3	1.24	29.2	1.34	31.1	1.43	34.7	1.62	38.6	1.81
	64	19.7	0.92	23.5	1.10	27.3	1.27	29.2	1.36	31.1	1.45	34.7	1.64	38.5	1.85
	68	19.7	0.94	23.5	1.11	27.2	1.29	29.1	1.38	31.0	1.48	34.7	1.68	38.5	1.88
	70	19.7	0.95	23.4	1.12	27.2	1.30	29.1	1.39	31.0	1.50	34.6	1.70	38.4	1.91
	73	19.7	0.97	23.4	1.14	27.2	1.32	29.1	1.43	31.0	1.52	34.6	1.77	38.4	2.03
	77	19.6	0.97	23.4	1.16	27.1	1.38	29.1	1.50	30.9	1.62	34.6	1.88	38.4	2.17
	81	19.6	1.02	23.4	1.23	27.1	1.46	29.0	1.59	30.9	1.72	34.5	2.01	38.3	2.32
	84	19.6	1.07	23.3	1.31	27.1	1.56	29.0	1.70	30.9	1.84	34.5	2.13	38.3	2.45
	88	19.6	1.14	23.3	1.38	27.1	1.65	29.0	1.80	30.9	1.95	34.5	2.27	38.2	2.63
	91	19.6	1.20	23.3	1.46	27.0	1.76	29.0	1.92	30.8	2.08	34.4	2.42	38.2	2.78
	95	19.5	1.27	23.2	1.55	27.0	1.86	28.8	2.03	30.7	2.20	34.3	2.58	38.1	2.98
99	18.9	1.35	22.5	1.64	26.1	1.99	28.0	2.16	29.8	2.34	33.3	2.74	37.0	3.16	
102	18.5	1.43	22.1	1.73	25.6	2.10	27.4	2.28	29.2	2.49	32.6	2.91	36.2	3.37	
108	18.5	1.51	22.1	1.83	25.6	2.21	27.4	2.41	29.2	2.64	32.6	3.07	36.2	3.57	
111	18.5	1.58	22.1	1.92	25.6	2.33	27.4	2.53	29.2	2.78	32.6	3.24	36.2	3.78	
115	18.5	1.65	22.1	2.00	25.6	2.45	27.4	2.66	29.2	2.92	32.6	3.40	36.2	3.98	
118	18.5	1.70	22.1	2.06	25.6	2.54	27.4	2.76	29.2	3.03	32.6	3.52	36.2	4.13	

10. Capacity Table

TC (Total Capacity, MBH), PI (Power Input, kW)

Combi. (%)	Outdoor Temperature (°F)	Indoor Temperature (°F, WB)													
		57		61		64		67		69		72		75	
		TC MBH	PI kW	TC MBH	PI kW	TC MBH	PI kW	TC MBH	PI kW	TC MBH	PI kW	TC MBH	PI kW	TC MBH	PI kW
50	23	16.5	0.68	19.6	0.80	22.8	0.92	24.4	0.92	26.0	0.99	29.2	1.14	32.3	1.13
	27	16.5	0.69	19.6	0.81	22.8	0.93	24.4	0.94	26.0	1.01	29.2	1.16	32.3	1.17
	32	16.5	0.71	19.6	0.83	22.8	0.95	24.4	0.96	26.0	1.03	29.2	1.18	32.3	1.22
	37	16.5	0.72	19.6	0.84	22.8	0.96	24.4	0.99	26.0	1.06	29.2	1.21	32.3	1.27
	41	16.5	0.73	19.6	0.85	22.8	0.97	24.4	1.01	26.0	1.08	29.2	1.23	32.3	1.31
	46	16.5	0.74	19.6	0.86	22.8	0.98	24.4	1.03	26.0	1.10	29.2	1.25	32.3	1.36
	50	16.5	0.75	19.6	0.87	22.8	0.99	24.4	1.05	26.0	1.12	29.2	1.27	32.3	1.40
	54	16.5	0.76	19.6	0.88	22.8	1.00	24.4	1.07	26.0	1.14	29.2	1.29	32.3	1.44
	57	16.4	0.78	19.6	0.90	22.8	1.03	24.4	1.10	26.0	1.16	29.1	1.31	32.3	1.45
	61	16.4	0.78	19.6	0.90	22.7	1.04	24.3	1.11	25.9	1.18	29.1	1.32	32.2	1.48
	64	16.4	0.79	19.6	0.91	22.7	1.05	24.3	1.13	25.9	1.20	29.1	1.36	32.2	1.51
	68	16.4	0.80	19.6	0.94	22.7	1.07	24.3	1.15	25.9	1.22	29.0	1.38	32.2	1.54
	70	16.4	0.81	19.5	0.95	22.7	1.08	24.3	1.16	25.9	1.23	29.0	1.39	32.1	1.55
	73	16.4	0.82	19.5	0.96	22.6	1.11	24.3	1.18	25.8	1.26	29.0	1.42	32.1	1.59
	77	16.3	0.83	19.5	0.97	22.6	1.12	24.2	1.20	25.8	1.30	29.0	1.50	32.1	1.70
	81	16.3	0.84	19.5	1.00	22.6	1.18	24.2	1.28	25.8	1.38	28.9	1.58	32.1	1.80
	84	16.3	0.90	19.5	1.06	22.6	1.26	24.2	1.36	25.8	1.46	28.9	1.69	32.0	1.92
	88	16.3	0.95	19.4	1.13	22.6	1.34	24.2	1.45	25.7	1.55	28.8	1.79	32.0	2.05
	91	16.3	0.99	19.4	1.20	22.5	1.42	24.1	1.53	25.7	1.64	28.8	1.91	32.0	2.18
	95	16.2	1.05	19.4	1.27	22.5	1.50	24.0	1.62	25.6	1.75	28.7	2.02	31.9	2.32
99	15.8	1.11	18.8	1.34	21.8	1.58	23.3	1.71	24.9	1.85	27.9	2.15	30.9	2.45	
102	15.4	1.18	18.4	1.42	21.3	1.68	22.8	1.81	24.4	1.96	27.3	2.27	30.3	2.60	
108	15.4	1.23	18.4	1.50	21.3	1.78	22.8	1.92	24.4	2.07	27.3	2.40	30.3	2.75	
111	15.4	1.29	18.4	1.58	21.3	1.87	22.8	2.01	24.4	2.18	27.3	2.52	30.3	2.90	
115	15.4	1.35	18.4	1.64	21.3	1.97	22.8	2.11	24.4	2.28	27.3	2.66	30.3	3.05	
118	15.4	1.40	18.4	1.69	21.3	2.05	22.8	2.19	24.4	2.36	27.3	2.77	30.3	3.16	

10. Capacity Table

Heating

TC (Total Capacity, MBH), PI (Power Input, kW)

Combi. (%)	Outdoor Temperature (°F)		Indoor Temperature (°F, DB)									
			61		65		70		72		75	
	DB	WB	TC MBH	PI kW	TC MBH	PI kW	TC MBH	PI kW	TC MBH	PI kW	TC MBH	PI kW
130	-4	-4.4	38.6	3.85	38.2	4.07	38.2	4.30	38.2	4.53	37.9	4.77
	1	0	42.1	4.19	41.7	4.40	41.7	4.62	41.4	4.83	41.4	5.03
	5	3	44.1	4.52	44.1	4.73	43.8	4.94	43.8	5.13	43.8	5.34
	10	9	46.6	4.72	46.2	4.91	46.2	5.09	46.2	5.30	45.9	5.48
	14	12	48.7	4.89	48.7	5.07	48.7	5.25	48.3	5.44	48.3	5.62
	19	18	52.9	4.95	52.5	5.12	52.5	5.28	52.1	5.45	52.1	5.61
	23	21	54.9	5.08	54.9	5.24	54.6	5.39	54.6	5.56	54.6	5.72
	27	25	57.0	4.95	57.0	5.09	57.0	5.24	56.7	5.38	56.7	5.52
	32	30	60.5	5.09	60.5	5.24	60.1	5.38	60.1	5.51	60.1	5.64
	37	36	64.0	5.24	63.6	5.36	63.6	5.48	63.6	5.63	62.9	5.69
	44	40	66.0	5.31	66.0	5.45	65.7	5.57	65.7	5.69	62.9	5.46
	47	43	68.1	5.34	68.1	5.46	68.1	5.58	67.8	5.67	62.9	5.19
	51	47	70.6	5.35	70.2	5.47	70.2	5.58	67.8	5.39	62.9	4.95
	54	50	72.7	5.42	72.3	5.53	72.3	5.63	67.8	5.19	62.9	4.77
57	53	74.8	5.48	74.8	5.59	72.3	5.42	67.8	5.00	62.9	4.58	
60	56	77.2	5.55	76.8	5.64	72.3	5.23	67.8	4.81	62.9	4.42	
120	-4	-4.4	38.2	4.14	38.2	4.36	38.2	4.57	37.9	4.79	37.9	5.00
	1	0	41.7	4.47	41.7	4.67	41.4	4.86	41.4	5.06	41.4	5.25
	5	3	44.1	4.80	43.8	4.99	43.8	5.17	43.8	5.36	43.5	5.56
	10	9	46.2	4.97	46.2	5.14	46.2	5.34	45.9	5.51	45.9	5.69
	14	12	48.7	5.13	48.3	5.30	48.3	5.47	48.3	5.64	48.0	5.83
	19	18	52.5	5.18	52.5	5.33	52.1	5.47	52.1	5.63	52.1	5.79
	23	21	54.9	5.29	54.6	5.44	54.6	5.58	54.6	5.73	54.2	5.87
	27	25	57.0	5.14	57.0	5.28	56.7	5.41	56.7	5.55	56.7	5.67
	32	30	60.5	5.28	60.1	5.41	60.1	5.53	60.1	5.66	58.1	5.52
	37	36	63.6	5.41	63.6	5.53	63.6	5.64	62.6	5.63	58.1	5.16
	44	40	66.0	5.48	65.7	5.61	65.7	5.72	62.6	5.40	58.1	4.95
	47	43	68.1	5.50	67.8	5.62	66.8	5.58	62.6	5.14	58.1	4.70
	51	47	70.2	5.51	70.2	5.62	66.8	5.30	62.6	4.89	58.1	4.49
	54	50	72.3	5.57	70.9	5.51	66.8	5.11	62.6	4.70	58.1	4.33
57	53	74.8	5.63	70.9	5.30	66.8	4.91	62.6	4.53	58.1	4.17	
60	56	75.4	5.50	70.9	5.12	66.8	4.74	62.6	4.39	58.1	4.02	
110	-4	-4.4	38.2	4.46	37.9	4.66	37.9	4.85	37.9	5.05	37.5	5.24
	1	0	41.7	4.77	41.4	4.94	41.4	5.12	41.4	5.30	41.0	5.48
	5	3	43.8	5.07	43.8	5.25	43.8	5.42	43.5	5.59	43.5	5.77
	10	9	46.2	5.24	45.9	5.40	45.9	5.56	45.9	5.73	45.9	5.90
	14	12	48.3	5.39	48.3	5.53	48.3	5.69	48.0	5.86	48.0	6.01
	19	18	52.5	5.39	52.1	5.53	52.1	5.68	52.1	5.81	51.8	5.96
	23	21	54.6	5.51	54.6	5.64	54.2	5.78	54.2	5.91	53.2	5.89
	27	25	56.7	5.34	56.7	5.45	56.7	5.58	56.3	5.70	53.2	5.34
	32	30	60.1	5.46	60.1	5.58	60.1	5.69	57.4	5.41	53.2	4.96
	37	36	63.6	5.58	63.3	5.69	61.2	5.48	57.4	5.07	53.2	4.64
	44	40	65.7	5.64	65.0	5.69	61.2	5.27	57.4	4.85	53.2	4.46
	47	43	67.8	5.66	65.0	5.41	61.2	5.01	57.4	4.62	53.2	4.24
	51	47	69.2	5.53	65.0	5.14	61.2	4.77	57.4	4.40	53.2	4.05
	54	50	69.2	5.33	65.0	4.95	61.2	4.60	57.4	4.24	53.2	3.90
57	53	69.2	5.12	65.0	4.77	61.2	4.42	57.4	4.10	53.2	3.77	
60	56	69.2	4.95	65.0	4.61	61.2	4.27	57.4	3.96	53.2	3.64	

10. Capacity Table

TC (Total Capacity, MBH), PI (Power Input, kW)

Combi. (%)	Outdoor Temperature (°F)		Indoor Temperature (°F, DB)									
			61		65		70		72		75	
	DB	WB	TC	PI	TC	PI	TC	PI	TC	PI	TC	PI
			MBH	kW	MBH	kW	MBH	kW	MBH	kW	MBH	kW
100	-4	-4.4	37.9	4.66	37.9	4.81	37.9	5.00	37.5	5.16	37.5	5.34
	1	0	41.4	4.91	41.4	5.07	41.0	5.23	41.0	5.38	41.0	5.55
	5	3	43.8	5.20	43.5	5.36	43.0	5.52	43.5	5.67	43.5	5.83
	10	9	45.9	5.35	45.9	5.50	45.4	5.64	45.5	5.79	45.5	5.94
	14	12	48.3	5.48	48.3	5.62	47.5	5.77	48.0	5.90	48.0	6.05
	19	18	52.1	5.47	52.1	5.59	50.8	5.72	51.8	5.84	48.3	5.38
	23	21	54.6	5.56	54.2	5.68	53.2	5.81	52.1	5.56	48.3	5.09
	27	25	56.7	5.39	56.7	5.48	54.0	5.47	52.1	5.05	48.3	4.62
	32	30	60.1	5.50	59.1	5.48	54.0	5.08	52.1	4.69	48.3	4.30
	37	36	62.9	5.52	59.1	5.13	54.0	4.75	52.1	4.39	48.3	4.03
	44	40	62.9	5.29	59.1	4.92	54.0	4.57	52.1	4.22	48.3	3.88
	47	43	62.9	5.02	59.1	4.68	54.0	4.40	52.1	4.01	48.3	3.69
	51	47	62.9	4.79	59.1	4.46	54.5	4.13	52.1	3.83	48.3	3.52
	54	50	62.9	4.62	59.1	4.30	54.5	4.00	52.1	3.69	48.3	3.41
57	53	62.9	4.44	59.1	4.13	54.5	3.85	52.1	3.56	48.3	3.29	
60	56	62.9	4.29	59.1	4.01	54.5	3.72	52.1	3.45	48.3	3.18	
90	-4	-4.4	37.9	5.08	37.5	5.24	37.5	5.40	37.5	5.56	37.5	5.72
	1	0	41.4	5.34	41.0	5.48	41.0	5.62	41.0	5.77	41.0	5.91
	5	3	43.5	5.63	43.5	5.77	43.5	5.91	43.1	6.06	43.1	6.19
	10	9	45.9	5.75	45.9	5.90	45.5	6.03	45.5	6.17	43.5	5.90
	14	12	48.0	5.89	48.0	6.01	48.0	6.13	46.9	6.06	43.5	5.55
	19	18	52.1	5.85	51.8	5.96	50.1	5.75	46.9	5.29	43.5	4.85
	23	21	54.2	5.94	53.2	5.89	50.1	5.44	46.9	5.02	43.5	4.61
	27	25	56.3	5.73	53.2	5.33	50.1	4.94	46.9	4.56	43.5	4.19
	32	30	56.7	5.31	53.2	4.95	50.1	4.60	46.9	4.24	43.5	3.90
	37	36	56.7	4.97	53.2	4.63	50.1	4.30	46.9	3.99	43.5	3.67
	44	40	56.7	4.78	53.2	4.45	50.1	4.13	46.9	3.84	43.5	3.52
	47	43	56.7	4.55	53.2	4.24	50.1	3.94	46.9	3.64	43.5	3.36
	51	47	56.7	4.33	53.2	4.03	50.1	3.75	46.9	3.49	43.5	3.22
	54	50	56.7	4.18	53.2	3.90	50.1	3.63	46.9	3.36	43.5	3.11
57	53	56.7	4.02	53.2	3.75	50.1	3.50	46.9	3.25	43.5	3.01	
60	56	56.7	3.89	53.2	3.63	50.1	3.39	46.9	3.14	43.5	2.91	
80	-4	-4.4	37.5	5.40	37.5	5.53	37.5	5.67	37.5	5.81	37.2	5.96
	1	0	41.0	5.61	41.0	5.74	41.0	5.87	40.7	6.00	38.9	5.67
	5	3	43.5	5.91	43.1	6.03	43.1	6.16	41.7	5.95	38.9	5.45
	10	9	45.5	6.02	45.5	6.14	44.5	6.05	41.7	5.57	38.9	5.11
	14	12	48.0	6.13	47.3	6.14	44.5	5.68	41.7	5.25	38.9	4.81
	19	18	50.1	5.77	47.3	5.36	44.5	4.97	41.7	4.58	38.9	4.23
	23	21	50.1	5.46	47.3	5.09	44.5	4.72	41.7	4.36	38.9	4.01
	27	25	50.1	4.95	47.3	4.62	44.5	4.29	41.7	3.96	38.9	3.66
	32	30	50.1	4.61	47.3	4.30	44.5	4.00	41.7	3.69	38.9	3.41
	37	36	50.1	4.33	47.3	4.02	44.5	3.75	41.7	3.49	38.9	3.22
	44	40	50.1	4.16	47.3	3.88	44.5	3.61	41.7	3.34	38.9	3.10
	47	43	50.1	3.95	47.3	3.69	44.5	3.45	41.7	3.19	38.9	2.96
	51	47	50.1	3.77	47.3	3.52	44.5	3.29	41.7	3.05	38.9	2.83
	54	50	50.1	3.64	47.3	3.41	44.5	3.18	41.7	2.95	38.9	2.74
57	53	50.1	3.51	47.3	3.29	44.5	3.06	41.7	2.85	38.9	2.64	
60	56	50.1	3.40	47.3	3.18	44.5	2.97	41.7	2.77	38.9	2.56	

10. Capacity Table

TC (Total Capacity, MBH), PI (Power Input, kW)

Combi. (%)	Outdoor Temperature (°F)		Indoor Temperature (°F, DB)									
			61		65		70		72		75	
	DB	WB	TC MBH	PI kW	TC MBH	PI kW	TC MBH	PI kW	TC MBH	PI kW	TC MBH	PI kW
70	-4	-4.4	37.5	5.69	37.5	5.83	37.2	5.95	36.5	5.86	33.9	5.38
	1	0	41.0	5.90	40.7	6.01	38.9	5.69	36.5	5.25	33.9	4.81
	5	3	43.1	6.18	41.4	5.91	38.9	5.47	36.5	5.05	33.9	4.64
	10	9	43.8	5.96	41.4	5.53	38.9	5.13	36.5	4.74	33.9	4.36
	14	12	43.8	5.59	41.4	5.22	38.9	4.84	36.5	4.46	33.9	4.12
	19	18	43.8	4.90	41.4	4.57	38.9	4.24	36.5	3.92	33.9	3.62
	23	21	43.8	4.64	41.4	4.34	38.9	4.03	36.5	3.74	33.9	3.45
	27	25	43.8	4.22	41.4	3.95	38.9	3.67	36.5	3.40	33.9	3.14
	32	30	43.8	3.94	41.4	3.68	38.9	3.44	36.5	3.18	33.9	2.95
	37	36	43.8	3.69	41.4	3.46	38.9	3.23	36.5	3.00	33.9	2.77
	44	40	43.8	3.56	41.4	3.33	38.9	3.11	36.5	2.89	33.9	2.68
	47	43	43.8	3.39	41.4	3.17	38.9	2.97	36.5	2.77	33.9	2.56
	51	47	43.8	3.24	41.4	3.05	38.9	2.84	36.5	2.64	33.9	2.45
	54	50	43.8	3.13	41.4	2.94	38.9	2.75	36.5	2.56	33.9	2.38
57	53	43.8	3.03	41.4	2.84	38.9	2.66	36.5	2.49	33.9	2.30	
60	56	43.8	2.93	41.4	2.75	38.9	2.57	36.5	2.40	33.9	2.23	
60	-4	-4.4	37.2	6.01	35.5	5.68	33.4	5.27	31.2	4.85	29.1	4.46
	1	0	37.5	5.47	35.5	5.09	33.4	4.72	31.2	4.36	29.1	4.01
	5	3	37.5	5.25	35.5	4.90	33.4	4.55	31.2	4.20	29.1	3.88
	10	9	37.5	4.94	35.5	4.61	33.4	4.28	31.2	3.97	29.1	3.66
	14	12	37.5	4.66	35.5	4.34	33.4	4.05	31.2	3.74	29.1	3.46
	19	18	37.5	4.08	35.5	3.81	33.4	3.56	31.2	3.30	29.1	3.06
	23	21	37.5	3.88	35.5	3.63	33.4	3.39	31.2	3.16	29.1	2.91
	27	25	37.5	3.53	35.5	3.30	33.4	3.10	31.2	2.88	29.1	2.66
	32	30	37.5	3.30	35.5	3.10	33.4	2.90	31.2	2.69	29.1	2.50
	37	36	37.5	3.12	35.5	2.93	33.4	2.73	31.2	2.55	29.1	2.36
	44	40	37.5	3.00	35.5	2.82	33.4	2.63	31.2	2.45	29.1	2.28
	47	43	37.5	2.85	35.5	2.69	33.4	2.52	31.2	2.35	29.1	2.19
	51	47	37.5	2.74	35.5	2.57	33.4	2.41	31.2	2.24	29.1	2.10
	54	50	37.5	2.64	35.5	2.50	33.4	2.34	31.2	2.18	29.1	2.04
57	53	37.5	2.56	35.5	2.41	33.4	2.25	31.2	2.11	29.1	1.96	
60	56	37.5	2.50	35.5	2.34	33.4	2.21	31.2	2.06	29.1	1.93	
50	-4	-4.4	31.4	4.89	29.6	4.56	27.8	4.23	26.0	3.92	24.2	3.62
	1	0	31.4	4.39	29.6	4.10	27.8	3.83	26.0	3.55	24.2	3.28
	5	3	31.4	4.23	29.6	3.95	27.8	3.68	26.0	3.42	24.2	3.17
	10	9	31.4	3.99	29.6	3.73	27.8	3.49	26.0	3.23	24.2	3.00
	14	12	31.4	3.77	29.6	3.53	27.8	3.29	26.0	3.06	24.2	2.84
	19	18	31.4	3.32	29.6	3.12	27.8	2.91	26.0	2.71	24.2	2.51
	23	21	31.4	3.17	29.6	2.97	27.8	2.78	26.0	2.58	24.2	2.41
	27	25	31.4	2.89	29.6	2.72	27.8	2.54	26.0	2.38	24.2	2.21
	32	30	31.4	2.71	29.6	2.55	27.8	2.39	26.0	2.23	24.2	2.07
	37	36	31.4	2.56	29.6	2.41	27.8	2.25	26.0	2.11	24.2	1.97
	44	40	31.4	2.46	29.6	2.33	27.8	2.18	26.0	2.05	24.2	1.90
	47	43	31.4	2.36	29.6	2.23	27.8	2.08	26.0	1.95	24.2	1.83
	51	47	31.4	2.25	29.6	2.13	27.8	2.00	26.0	1.88	24.2	1.76
	54	50	31.4	2.19	29.6	2.07	27.8	1.95	26.0	1.83	24.2	1.71
57	53	31.4	2.12	29.6	2.00	27.8	1.89	26.0	1.77	24.2	1.66	
60	56	31.4	2.07	29.6	1.95	27.8	1.83	26.0	1.72	24.2	1.61	

10. Capacity Table

AM053FXMDCH/AA

Cooling

TC (Total Capacity, MBH), PI (Power Input, kW)

Combi. (%)	Outdoor Temperature (°F)	Indoor Temperature (°F, WB)													
		57		61		64		67		69		72		75	
		TC	PI	TC	PI	TC	PI	TC	PI	TC	PI	TC	PI	TC	PI
130	23	47.2	2.09	57.0	2.65	66.0	3.08	76.9	3.72	79.0	3.64	80.0	3.48	81.7	3.31
	27	47.2	2.14	56.9	2.70	65.9	3.15	75.9	3.74	77.8	3.66	78.9	3.50	80.6	3.33
	32	47.2	2.21	56.8	2.77	65.8	3.24	74.6	3.76	76.3	3.68	77.6	3.52	79.3	3.35
	37	47.2	2.27	56.6	2.83	65.6	3.32	73.4	3.78	74.8	3.70	76.2	3.54	77.9	3.37
	41	47.2	2.32	56.5	2.88	65.5	3.39	72.4	3.80	73.6	3.72	75.1	3.56	76.8	3.39
	46	47.2	2.38	56.4	2.94	65.4	3.48	71.1	3.82	72.1	3.74	73.7	3.58	75.4	3.41
	50	47.2	2.43	56.3	2.99	65.3	3.55	70.1	3.84	70.9	3.76	72.6	3.60	74.3	3.43
	54	47.2	2.48	56.2	3.04	65.2	3.62	69.1	3.81	69.7	3.74	71.5	3.58	73.2	3.52
	57	47.2	2.53	56.2	3.10	65.2	3.69	67.9	3.80	69.0	3.71	70.7	3.69	72.4	3.71
	61	47.1	2.58	56.1	3.17	65.1	3.76	67.2	3.82	67.9	3.85	69.6	3.89	71.3	3.92
	64	47.1	2.63	56.1	3.22	65.1	4.01	66.1	4.03	66.8	4.05	68.5	4.08	70.2	4.12
	68	47.0	2.68	56.0	3.43	64.3	4.21	65.0	4.22	66.0	4.24	67.8	4.29	69.5	4.33
	70	47.0	2.77	56.0	3.55	63.9	4.30	64.6	4.33	65.6	4.34	67.0	4.38	68.7	4.43
	73	46.9	2.95	55.9	3.81	62.8	4.50	63.5	4.53	64.5	4.55	66.2	4.59	68.0	4.62
	77	46.9	3.16	55.8	4.08	61.7	4.70	62.7	4.72	63.4	4.73	65.1	4.78	66.9	4.83
	81	46.8	3.38	55.8	4.37	60.9	4.89	61.6	4.92	62.7	4.94	64.4	4.98	65.7	5.04
	84	46.8	3.60	55.7	4.67	59.9	5.09	60.9	5.12	61.6	5.14	63.3	5.20	65.0	5.24
	88	46.7	3.84	55.6	4.98	59.1	5.29	59.8	5.31	60.5	5.35	62.2	5.40	63.9	5.46
	91	46.7	4.09	55.6	5.32	58.0	5.50	58.7	5.51	59.7	5.55	61.4	5.61	63.2	5.66
	95	46.6	4.35	55.1	5.62	56.8	5.69	57.8	5.72	58.5	5.75	60.2	5.82	61.9	5.88
99	45.2	4.41	52.8	5.53	54.5	5.60	55.1	5.62	56.1	5.66	57.4	5.72	59.1	5.78	
102	44.2	4.45	50.7	5.42	52.4	5.48	53.0	5.52	54.0	5.55	55.6	5.61	57.2	5.67	
108	44.2	4.71	49.8	5.61	51.4	5.67	52.0	5.71	53.0	5.74	55.0	5.80	56.6	5.87	
111	44.2	4.97	48.8	5.79	50.4	5.85	51.1	5.90	52.0	5.93	54.3	5.99	55.9	6.05	
115	44.2	5.24	47.8	5.98	49.4	6.04	50.1	6.10	51.1	6.12	53.7	6.19	55.3	6.25	
118	42.0	5.44	47.1	6.12	48.4	6.18	49.4	6.25	50.4	6.26	53.3	6.34	54.9	6.40	
120	23	44.5	2.11	52.1	2.39	60.4	2.76	65.3	3.03	69.5	3.22	76.6	3.59	81.1	3.45
	27	44.4	2.13	52.1	2.44	60.4	2.83	65.2	3.10	69.4	3.30	75.8	3.61	79.9	3.47
	32	44.3	2.15	52.1	2.51	60.4	2.92	65.1	3.19	69.3	3.40	74.8	3.63	78.4	3.49
	37	44.1	2.18	52.1	2.57	60.4	3.00	64.9	3.27	69.1	3.50	73.8	3.65	76.9	3.51
	41	44.0	2.20	52.1	2.62	60.4	3.07	64.8	3.34	69.0	3.58	73.0	3.67	75.7	3.53
	46	43.9	2.22	52.1	2.68	60.4	3.16	64.7	3.43	68.9	3.68	72.0	3.69	74.2	3.55
	50	43.8	2.24	52.1	2.73	60.4	3.23	64.6	3.50	68.8	3.76	71.2	3.71	73.0	3.57
	54	43.7	2.26	52.1	2.78	60.4	3.30	64.5	3.57	68.7	3.84	70.4	3.69	71.8	3.54
	57	43.7	2.31	52.0	2.83	60.3	3.37	64.5	3.64	67.9	3.81	69.3	3.68	71.1	3.69
	61	43.6	2.36	52.0	2.89	60.3	3.43	64.4	3.70	66.8	3.82	68.6	3.86	69.9	3.90
	64	43.6	2.40	51.9	2.94	60.2	3.55	64.3	3.94	65.7	4.02	67.4	4.06	68.8	4.08
	68	43.6	2.45	51.9	3.05	60.1	3.81	64.3	4.21	65.0	4.22	66.4	4.25	68.1	4.29
	70	43.5	2.47	51.8	3.17	60.1	3.95	63.5	4.30	64.2	4.33	65.9	4.35	67.7	4.39
	73	43.5	2.64	51.8	3.39	60.0	4.23	62.8	4.49	63.5	4.51	64.8	4.56	66.6	4.59
	77	43.4	2.82	51.7	3.63	60.0	4.54	61.7	4.70	62.4	4.72	64.1	4.75	65.5	4.80
	81	43.4	3.01	51.6	3.89	59.9	4.86	60.6	4.88	61.6	4.91	63.0	4.96	64.7	4.99
	84	43.3	3.21	51.6	4.14	58.8	5.07	59.9	5.09	60.5	5.10	61.9	5.15	63.6	5.21
	88	43.3	3.43	51.5	4.43	58.1	5.25	58.8	5.29	59.4	5.31	61.2	5.36	62.5	5.41
	91	43.3	3.65	51.5	4.72	57.0	5.46	57.7	5.48	58.7	5.51	60.1	5.56	61.8	5.62
	95	43.1	3.89	51.3	5.03	56.1	5.66	56.8	5.68	57.5	5.72	59.2	5.77	60.6	5.83
99	41.8	3.92	49.8	5.09	53.5	5.56	54.1	5.60	54.8	5.62	56.4	5.67	58.1	5.73	
102	41.0	3.96	48.8	5.14	51.4	5.45	52.4	5.47	53.0	5.51	54.3	5.56	55.9	5.62	
108	41.0	4.21	48.8	5.47	50.4	5.63	51.7	5.66	52.4	5.69	53.3	5.74	55.0	5.82	
111	41.0	4.45	48.8	5.79	49.4	5.82	51.1	5.84	51.7	5.87	52.4	5.93	54.0	6.00	
115	41.0	4.69	48.8	6.11	48.5	5.99	50.4	6.03	51.1	6.05	51.4	6.10	53.0	6.20	
118	39.0	4.87	46.4	6.35	47.6	6.12	48.6	6.17	49.6	6.19	50.6	6.23	52.2	6.35	

10. Capacity Table

TC (Total Capacity, MBH), PI (Power Input, kW)

Combi. (%)	Outdoor Temperature (°F)	Indoor Temperature (°F, WB)													
		57		61		64		67		69		72		75	
		TC MBH	PI kW	TC MBH	PI kW	TC MBH	PI kW	TC MBH	PI kW	TC MBH	PI kW	TC MBH	PI kW	TC MBH	PI kW
110	23	40.7	1.68	48.3	2.13	55.2	2.53	60.1	2.83	63.9	3.01	76.9	3.70	78.9	3.57
	27	40.6	1.73	48.2	2.18	55.2	2.59	60.0	2.88	63.8	3.07	75.9	3.72	77.8	3.59
	32	40.5	1.80	48.1	2.25	55.2	2.66	59.9	2.95	63.7	3.14	74.6	3.74	76.5	3.61
	37	40.3	1.86	47.9	2.31	55.2	2.74	59.7	3.01	63.5	3.22	73.4	3.76	75.1	3.63
	41	40.2	1.91	47.8	2.36	55.2	2.80	59.6	3.06	63.4	3.28	72.4	3.78	74.0	3.65
	46	40.1	1.97	47.7	2.42	55.2	2.87	59.5	3.12	63.3	3.35	71.1	3.80	72.6	3.67
	50	40.0	2.02	47.6	2.47	55.2	2.93	59.4	3.17	63.2	3.41	70.1	3.82	71.5	3.69
	54	39.9	2.07	47.5	2.52	55.2	2.99	59.3	3.22	63.1	3.47	69.1	3.81	70.4	3.68
	57	39.9	2.10	47.5	2.56	55.1	3.04	59.3	3.30	63.1	3.54	68.3	3.79	69.7	3.68
	61	39.9	2.13	47.4	2.61	55.1	3.10	59.2	3.34	63.0	3.60	67.2	3.84	68.6	3.86
	64	39.8	2.18	47.4	2.66	55.0	3.17	59.2	3.44	63.0	3.79	66.1	4.03	67.8	4.07
	68	39.8	2.23	47.4	2.72	55.0	3.34	59.1	3.70	62.9	4.07	65.3	4.23	66.7	4.27
	70	39.7	2.25	47.3	2.79	54.9	3.47	59.0	3.82	62.8	4.22	64.9	4.33	66.3	4.35
	73	39.7	2.35	47.3	3.00	54.9	3.71	59.0	4.11	62.4	4.49	63.8	4.53	65.2	4.56
	77	39.6	2.51	47.2	3.20	54.8	3.98	58.9	4.40	61.3	4.69	62.7	4.72	64.1	4.76
	81	39.6	2.67	47.2	3.43	54.8	4.25	58.9	4.72	60.6	4.88	62.0	4.92	63.3	4.97
	84	39.6	2.85	47.1	3.65	54.7	4.55	58.8	5.04	59.5	5.08	60.9	5.12	62.2	5.16
	88	39.5	3.04	47.1	3.90	54.6	4.86	57.7	5.25	58.4	5.28	59.8	5.32	61.5	5.36
	91	39.5	3.23	47.0	4.16	54.6	5.19	57.0	5.45	57.7	5.47	59.0	5.52	60.4	5.57
	95	39.4	3.43	46.9	4.43	54.4	5.53	55.8	5.64	56.5	5.67	57.8	5.73	59.2	5.77
99	38.2	3.47	45.5	4.46	52.5	5.52	53.1	5.56	53.8	5.58	55.4	5.63	56.8	5.68	
102	37.4	3.49	44.6	4.51	50.7	5.41	51.4	5.45	52.0	5.47	53.3	5.52	54.6	5.57	
108	37.4	3.71	44.6	4.78	50.1	5.60	50.7	5.63	51.4	5.64	52.4	5.71	53.7	5.75	
111	37.4	3.92	44.6	5.05	49.4	5.78	50.1	5.82	50.7	5.83	51.4	5.88	52.7	5.93	
115	37.4	4.13	44.6	5.32	48.8	5.96	49.4	5.99	50.1	6.01	50.4	6.06	51.7	6.11	
118	35.5	4.29	42.4	5.52	46.6	6.10	47.6	6.12	48.6	6.15	49.6	6.20	50.9	6.25	
100	23	36.5	1.63	43.4	1.87	51.1	2.36	53.8	2.43	57.3	2.65	65.0	3.01	74.8	3.69
	27	36.5	1.66	43.4	1.92	51.0	2.40	53.8	2.49	57.3	2.71	64.9	3.08	74.1	3.71
	32	36.5	1.70	43.4	1.99	50.9	2.45	53.8	2.56	57.3	2.78	64.8	3.17	73.2	3.73
	37	36.5	1.73	43.4	2.05	50.7	2.50	53.8	2.64	57.3	2.86	64.6	3.25	72.4	3.75
	41	36.5	1.76	43.4	2.10	50.6	2.54	53.8	2.70	57.3	2.92	64.5	3.32	71.7	3.77
	46	36.5	1.80	43.4	2.16	50.5	2.59	53.8	2.77	57.3	2.99	64.4	3.41	70.8	3.79
	50	36.5	1.83	43.4	2.21	50.4	2.63	53.8	2.83	57.3	3.05	64.3	3.48	70.1	3.81
	54	36.5	1.86	43.4	2.26	50.3	2.67	53.8	2.89	57.3	3.11	64.2	3.55	69.4	3.80
	57	36.4	1.88	43.3	2.30	50.3	2.73	53.7	2.94	57.2	3.17	64.1	3.62	68.3	3.78
	61	36.4	1.92	43.3	2.34	50.2	2.78	53.7	3.00	57.2	3.22	64.1	3.69	67.2	3.84
	64	36.4	1.97	43.3	2.39	50.2	2.83	53.6	3.06	57.1	3.30	64.0	3.90	66.4	4.03
	68	36.3	2.00	43.2	2.43	50.1	2.91	53.6	3.21	57.1	3.53	64.0	4.21	65.3	4.23
	70	36.3	2.02	43.2	2.46	50.1	3.03	53.5	3.32	57.0	3.65	63.5	4.30	64.9	4.33
	73	36.2	2.07	43.1	2.62	50.0	3.23	53.5	3.57	56.9	3.92	62.4	4.49	63.8	4.53
	77	36.2	2.21	43.1	2.79	50.0	3.46	53.4	3.81	56.9	4.21	61.7	4.70	63.1	4.72
	81	36.2	2.36	43.1	2.99	49.9	3.69	53.4	4.08	56.8	4.49	60.6	4.88	62.0	4.93
	84	36.1	2.51	43.0	3.18	49.9	3.95	53.3	4.37	56.7	4.80	59.9	5.09	60.9	5.12
	88	36.1	2.67	43.0	3.41	49.8	4.21	53.3	4.66	56.7	5.12	58.8	5.28	60.1	5.32
	91	36.1	2.84	42.9	3.62	49.8	4.49	53.2	4.98	56.6	5.44	57.7	5.48	59.0	5.52
	95	36.0	3.03	42.8	3.85	49.6	4.80	53.0	5.30	55.4	5.63	56.8	5.68	57.8	5.73
99	34.9	3.04	41.5	3.90	48.2	4.86	51.5	5.36	52.8	5.55	54.1	5.60	55.4	5.63	
102	34.2	3.06	40.7	3.92	47.2	4.89	50.4	5.41	51.1	5.42	52.0	5.47	53.3	5.53	
108	34.2	3.25	40.7	4.16	47.2	5.19	50.4	5.73	50.4	5.60	51.1	5.66	52.4	5.72	
111	34.2	3.43	40.7	4.39	47.2	5.47	50.4	6.05	49.8	5.77	50.1	5.84	51.4	5.91	
115	34.2	3.60	40.7	4.62	47.2	5.77	50.4	6.38	49.1	5.94	49.1	6.03	50.4	6.10	
118	32.5	3.73	38.7	4.79	44.8	6.00	46.4	6.63	47.3	6.07	48.3	6.17	49.7	6.24	

10. Capacity Table

TC (Total Capacity, MBH), PI (Power Input, kW)

Combi. (%)	Outdoor Temperature (°F)	Indoor Temperature (°F, WB)													
		57		61		64		67		69		72		75	
		TC MBH	PI kW	TC MBH	PI kW	TC MBH	PI kW	TC MBH	PI kW	TC MBH	PI kW	TC MBH	PI kW	TC MBH	PI kW
90	23	32.7	1.51	38.9	1.85	45.9	1.98	48.6	2.25	52.5	2.29	58.7	2.69	65.0	3.08
	27	32.7	1.53	38.9	1.87	45.8	2.03	48.6	2.29	52.4	2.35	58.6	2.75	64.9	3.14
	32	32.7	1.55	38.9	1.89	45.7	2.10	48.6	2.34	52.3	2.42	58.5	2.82	64.8	3.21
	37	32.7	1.58	38.9	1.92	45.5	2.16	48.6	2.39	52.1	2.50	58.3	2.90	64.6	3.29
	41	32.7	1.60	38.9	1.94	45.4	2.21	48.6	2.43	52.0	2.56	58.2	2.96	64.5	3.35
	46	32.7	1.62	38.9	1.96	45.3	2.27	48.6	2.48	51.9	2.63	58.1	3.03	64.4	3.42
	50	32.7	1.64	38.9	1.98	45.2	2.32	48.6	2.52	51.8	2.69	58.0	3.09	64.3	3.48
	54	32.7	1.66	38.9	2.00	45.1	2.37	48.6	2.56	51.7	2.75	57.9	3.15	64.2	3.54
	57	32.6	1.70	38.9	2.04	45.1	2.41	48.5	2.61	51.6	2.80	57.9	3.20	64.1	3.60
	61	32.6	1.72	38.8	2.08	45.0	2.46	48.5	2.66	51.6	2.85	57.8	3.27	64.1	3.69
	64	32.6	1.75	38.8	2.13	45.0	2.51	48.4	2.71	51.5	2.91	57.8	3.33	64.0	3.89
	68	32.5	1.78	38.7	2.15	44.9	2.56	48.4	2.77	51.5	3.03	57.7	3.58	64.0	4.18
	70	32.5	1.80	38.7	2.18	44.9	2.61	48.4	2.87	51.4	3.14	57.7	3.70	63.5	4.30
	73	32.5	1.83	38.7	2.26	44.8	2.78	48.3	3.06	51.4	3.36	57.6	3.97	62.4	4.49
	77	32.5	1.93	38.6	2.42	44.8	2.98	48.3	3.28	51.3	3.59	57.6	4.25	61.7	4.70
	81	32.4	2.05	38.6	2.58	44.8	3.17	48.2	3.50	51.3	3.84	57.5	4.56	60.6	4.88
	84	32.4	2.19	38.6	2.77	44.7	3.39	48.2	3.74	51.2	4.09	57.4	4.87	59.5	5.09
	88	32.4	2.32	38.5	2.93	44.7	3.62	48.1	3.98	51.2	4.37	57.4	5.20	58.8	5.28
	91	32.3	2.47	38.4	3.12	44.6	3.85	48.1	4.24	51.1	4.66	56.6	5.45	57.7	5.48
	95	32.2	2.63	38.3	3.32	44.5	4.11	47.9	4.53	51.0	4.98	55.4	5.63	56.8	5.68
99	31.3	2.64	37.2	3.36	43.2	4.14	46.5	4.57	49.5	5.03	53.1	5.55	54.1	5.60	
102	30.6	2.66	36.4	3.37	42.3	4.18	45.5	4.62	48.5	5.08	51.1	5.44	52.0	5.47	
108	30.6	2.80	36.4	3.57	42.3	4.44	45.5	4.91	48.5	5.40	50.1	5.62	51.1	5.66	
111	30.6	2.96	36.4	3.76	42.3	4.69	45.5	5.19	48.5	5.71	49.1	5.80	50.1	5.84	
115	30.6	3.11	36.4	3.95	42.3	4.94	45.5	5.47	48.5	6.03	48.1	5.99	49.1	6.03	
118	29.1	3.22	34.6	4.09	40.2	5.13	43.2	5.68	46.1	6.27	47.4	6.13	48.4	6.17	
80	23	29.1	1.25	35.5	1.68	40.3	1.77	43.8	1.93	46.6	2.09	51.4	2.35	57.7	2.70
	27	29.1	1.28	35.4	1.69	40.3	1.81	43.7	1.97	46.5	2.13	51.4	2.40	57.6	2.75
	32	29.1	1.32	35.3	1.71	40.3	1.86	43.6	2.02	46.4	2.18	51.4	2.47	57.5	2.82
	37	29.1	1.35	35.1	1.72	40.3	1.91	43.4	2.07	46.2	2.23	51.4	2.53	57.3	2.88
	41	29.1	1.38	35.0	1.73	40.3	1.95	43.3	2.11	46.1	2.27	51.4	2.58	57.2	2.93
	46	29.1	1.42	34.9	1.74	40.3	2.00	43.2	2.16	46.0	2.32	51.4	2.64	57.1	2.99
	50	29.1	1.45	34.8	1.75	40.3	2.04	43.1	2.20	45.9	2.36	51.4	2.69	57.0	3.04
	54	29.1	1.48	34.7	1.76	40.3	2.08	43.0	2.24	45.8	2.40	51.4	2.74	56.9	3.09
	57	29.0	1.49	34.7	1.80	40.2	2.12	43.0	2.27	45.8	2.45	51.3	2.79	56.8	3.15
	61	29.0	1.52	34.7	1.83	40.2	2.15	43.0	2.32	45.7	2.50	51.3	2.85	56.8	3.21
	64	29.0	1.55	34.6	1.87	40.2	2.20	42.9	2.37	45.7	2.55	51.2	2.91	56.7	3.28
	68	28.9	1.59	34.6	1.89	40.1	2.24	42.9	2.41	45.6	2.59	51.2	3.01	56.7	3.50
	70	28.9	1.60	34.6	1.92	40.1	2.26	42.8	2.43	45.6	2.66	51.1	3.12	56.6	3.63
	73	28.9	1.61	34.5	1.96	40.0	2.37	42.8	2.59	45.6	2.83	51.1	3.34	56.6	3.89
	77	28.9	1.67	34.5	2.08	40.0	2.53	42.8	2.78	45.5	3.04	51.0	3.57	56.5	4.17
	81	28.8	1.78	34.4	2.21	40.0	2.71	42.7	2.96	45.5	3.23	51.0	3.81	56.5	4.46
	84	28.8	1.89	34.4	2.36	39.9	2.88	42.7	3.16	45.4	3.46	50.9	4.08	56.4	4.76
	88	28.8	2.00	34.4	2.51	39.9	3.06	42.6	3.37	45.4	3.69	50.9	4.35	56.4	5.09
	91	28.8	2.13	34.3	2.67	39.8	3.27	42.6	3.58	45.3	3.92	50.8	4.65	56.3	5.44
	95	28.7	2.26	34.2	2.83	39.7	3.47	42.4	3.81	45.2	4.18	50.7	4.96	55.4	5.63
99	27.8	2.27	33.2	2.85	38.5	3.50	41.2	3.86	43.8	4.23	49.2	5.02	52.8	5.53	
102	27.2	2.29	32.5	2.87	37.7	3.54	40.3	3.89	42.9	4.27	48.1	5.07	51.1	5.42	
108	27.2	2.41	32.5	3.04	37.7	3.75	40.3	4.12	42.9	4.53	48.1	5.37	50.4	5.61	
111	27.2	2.55	32.5	3.20	37.7	3.96	40.3	4.35	42.9	4.80	48.1	5.69	49.8	5.79	
115	27.2	2.68	32.5	3.36	37.7	4.17	40.3	4.59	42.9	5.05	48.1	6.00	49.1	5.98	
118	25.8	2.78	30.9	3.48	35.8	4.33	38.3	4.77	40.8	5.24	45.7	6.23	48.6	6.12	

10. Capacity Table

TC (Total Capacity, MBH), PI (Power Input, kW)

Combi. (%)	Outdoor Temperature (°F)	Indoor Temperature (°F, WB)													
		57		61		64		67		69		72		75	
		TC MBH	PI kW	TC MBH	PI kW	TC MBH	PI kW	TC MBH	PI kW	TC MBH	PI kW	TC MBH	PI kW	TC MBH	PI kW
70	23	26.2	1.21	30.3	1.31	35.1	1.49	38.6	1.62	40.3	1.76	45.9	1.97	50.0	2.27
	27	26.1	1.22	30.3	1.34	35.1	1.53	38.5	1.66	40.3	1.80	45.8	2.02	50.0	2.32
	32	26.0	1.24	30.3	1.38	35.1	1.58	38.4	1.71	40.3	1.85	45.7	2.09	50.0	2.39
	37	25.8	1.25	30.3	1.41	35.1	1.63	38.2	1.76	40.3	1.90	45.5	2.15	50.0	2.45
	41	25.7	1.26	30.3	1.44	35.1	1.67	38.1	1.80	40.3	1.94	45.4	2.20	50.0	2.50
	46	25.6	1.27	30.3	1.48	35.1	1.72	38.0	1.85	40.3	1.99	45.3	2.26	50.0	2.56
	50	25.5	1.28	30.3	1.51	35.1	1.76	37.9	1.89	40.3	2.03	45.2	2.31	50.0	2.61
	54	25.4	1.29	30.3	1.54	35.1	1.80	37.8	1.93	40.3	2.07	45.1	2.36	50.0	2.66
	57	25.4	1.32	30.3	1.56	35.0	1.83	37.8	1.97	40.2	2.12	45.1	2.40	49.9	2.69
	61	25.4	1.34	30.2	1.60	35.0	1.87	37.8	2.00	40.2	2.14	45.0	2.45	49.9	2.75
	64	25.4	1.35	30.2	1.61	35.0	1.89	37.7	2.04	40.2	2.19	45.0	2.50	49.8	2.80
	68	25.3	1.38	30.2	1.65	34.9	1.93	37.7	2.08	40.1	2.24	44.9	2.53	49.8	2.89
	70	25.3	1.39	30.2	1.66	34.9	1.96	37.7	2.10	40.1	2.26	44.9	2.58	49.7	2.99
	73	25.3	1.41	30.1	1.70	34.9	1.99	37.6	2.16	40.0	2.36	44.8	2.77	49.7	3.20
	77	25.3	1.45	30.1	1.76	34.8	2.13	37.6	2.31	40.0	2.52	44.8	2.95	49.6	3.43
	81	25.2	1.52	30.1	1.87	34.8	2.26	37.6	2.47	40.0	2.69	44.8	3.16	49.6	3.66
	84	25.2	1.61	30.0	2.00	34.8	2.41	37.5	2.63	39.9	2.87	44.7	3.37	49.5	3.91
	88	25.2	1.72	30.0	2.13	34.7	2.56	37.5	2.80	39.9	3.05	44.7	3.58	49.5	4.17
	91	25.1	1.82	30.0	2.25	34.7	2.73	37.4	2.99	39.8	3.25	44.6	3.81	49.4	4.45
	95	25.1	1.93	29.9	2.39	34.6	2.90	37.3	3.17	39.7	3.46	44.5	4.07	49.3	4.73
99	24.3	1.94	29.0	2.40	33.6	2.93	36.2	3.20	38.5	3.49	43.2	4.12	47.8	4.78	
102	23.8	1.94	28.4	2.41	32.9	2.94	35.5	3.22	37.7	3.52	42.3	4.16	46.8	4.83	
108	23.8	2.04	28.4	2.56	32.9	3.11	35.5	3.42	37.7	3.73	42.3	4.40	46.8	5.13	
111	23.8	2.14	28.4	2.69	32.9	3.28	35.5	3.60	37.7	3.95	42.3	4.66	46.8	5.41	
115	23.8	2.24	28.4	2.84	32.9	3.46	35.5	3.80	37.7	4.16	42.3	4.91	46.8	5.71	
118	23.8	2.32	28.4	2.95	32.9	3.60	35.5	3.95	37.7	4.32	42.3	5.10	46.8	5.94	
60	23	21.8	1.04	26.0	1.10	30.2	1.37	32.3	1.41	34.4	1.60	38.6	1.76	42.7	1.92
	27	21.8	1.05	26.0	1.13	30.2	1.39	32.3	1.44	34.4	1.62	38.6	1.79	42.7	1.96
	32	21.8	1.07	26.0	1.17	30.2	1.41	32.3	1.48	34.4	1.64	38.6	1.83	42.7	2.01
	37	21.8	1.08	26.0	1.20	30.2	1.44	32.3	1.51	34.4	1.67	38.6	1.86	42.7	2.06
	41	21.8	1.09	26.0	1.23	30.2	1.46	32.3	1.54	34.4	1.69	38.6	1.89	42.7	2.10
	46	21.8	1.10	26.0	1.27	30.2	1.48	32.3	1.58	34.4	1.71	38.6	1.93	42.7	2.15
	50	21.8	1.11	26.0	1.30	30.2	1.50	32.3	1.61	34.4	1.73	38.6	1.96	42.7	2.19
	54	21.8	1.12	26.0	1.33	30.2	1.52	32.3	1.64	34.4	1.75	38.6	1.99	42.7	2.23
	57	21.8	1.14	26.0	1.35	30.2	1.56	32.3	1.67	34.3	1.78	38.5	2.02	42.7	2.26
	61	21.8	1.16	26.0	1.36	30.1	1.59	32.2	1.70	34.3	1.82	38.4	2.05	42.6	2.31
	64	21.8	1.18	25.9	1.39	30.1	1.61	32.2	1.73	34.3	1.86	38.4	2.10	42.6	2.36
	68	21.7	1.19	25.9	1.41	30.1	1.64	32.2	1.76	34.2	1.88	38.4	2.13	42.5	2.40
	70	21.7	1.21	25.9	1.43	30.1	1.66	32.1	1.77	34.2	1.89	38.3	2.15	42.5	2.42
	73	21.7	1.23	25.9	1.45	30.0	1.68	32.1	1.81	34.2	1.94	38.3	2.25	42.4	2.57
	77	21.7	1.24	25.8	1.48	30.0	1.75	32.1	1.91	34.1	2.05	38.3	2.39	42.4	2.75
	81	21.7	1.29	25.8	1.56	30.0	1.87	32.1	2.02	34.1	2.19	38.2	2.55	42.3	2.94
	84	21.6	1.36	25.8	1.66	29.9	1.99	32.0	2.15	34.1	2.34	38.2	2.72	42.3	3.14
	88	21.6	1.45	25.8	1.76	29.9	2.12	32.0	2.29	34.0	2.48	38.1	2.90	42.3	3.33
	91	21.6	1.52	25.7	1.87	29.9	2.24	32.0	2.43	34.0	2.64	38.1	3.07	42.2	3.55
	95	21.5	1.61	25.7	1.98	29.8	2.37	31.8	2.58	33.9	2.80	38.0	3.28	42.1	3.79
99	20.9	1.62	24.9	1.98	28.9	2.39	30.9	2.61	32.9	2.83	36.9	3.31	40.8	3.82	
102	20.5	1.62	24.4	1.99	28.3	2.40	30.3	2.62	32.2	2.85	36.1	3.33	40.0	3.85	
108	20.5	1.72	24.4	2.10	28.3	2.52	30.3	2.77	32.2	3.03	36.1	3.54	40.0	4.07	
111	20.5	1.81	24.4	2.21	28.3	2.66	30.3	2.93	32.2	3.20	36.1	3.74	40.0	4.29	
115	20.5	1.91	24.4	2.32	28.3	2.79	30.3	3.07	32.2	3.37	36.1	3.95	40.0	4.51	
118	20.5	1.99	24.4	2.40	28.3	2.89	30.3	3.18	32.2	3.50	36.1	4.11	40.0	4.68	

10. Capacity Table

TC (Total Capacity, MBH), PI (Power Input, kW)

Combi. (%)	Outdoor Temperature (°F)	Indoor Temperature (°F, WB)													
		57		61		64		67		69		72		75	
		TC MBH	PI kW	TC MBH	PI kW	TC MBH	PI kW	TC MBH	PI kW	TC MBH	PI kW	TC MBH	PI kW	TC MBH	PI kW
50	23	18.2	0.89	21.7	0.89	25.2	1.20	27.7	1.28	28.7	1.23	32.2	1.41	36.5	1.51
	27	18.2	0.90	21.7	0.92	25.2	1.21	27.6	1.29	28.7	1.26	32.2	1.44	36.4	1.55
	32	18.2	0.92	21.7	0.96	25.2	1.23	27.5	1.31	28.7	1.30	32.2	1.48	36.3	1.60
	37	18.2	0.93	21.7	0.99	25.2	1.24	27.3	1.32	28.7	1.33	32.2	1.51	36.1	1.65
	41	18.2	0.94	21.7	1.02	25.2	1.25	27.2	1.33	28.7	1.36	32.2	1.54	36.0	1.69
	46	18.2	0.95	21.7	1.06	25.2	1.26	27.1	1.34	28.7	1.40	32.2	1.58	35.9	1.74
	50	18.2	0.96	21.7	1.09	25.2	1.27	27.0	1.35	28.7	1.43	32.2	1.61	35.8	1.78
	54	18.2	0.97	21.7	1.12	25.2	1.28	26.9	1.36	28.7	1.46	32.2	1.64	35.7	1.82
	57	18.2	0.97	21.7	1.13	25.1	1.30	26.9	1.39	28.6	1.49	32.1	1.66	35.7	1.86
	61	18.1	0.98	21.6	1.16	25.1	1.33	26.9	1.41	28.6	1.50	32.1	1.70	35.7	1.88
	64	18.1	1.01	21.6	1.17	25.1	1.35	26.9	1.44	28.6	1.52	32.1	1.72	35.6	1.92
	68	18.1	1.02	21.6	1.19	25.1	1.36	26.8	1.46	28.5	1.56	32.0	1.75	35.6	1.96
	70	18.1	1.03	21.6	1.21	25.1	1.38	26.8	1.48	28.5	1.57	32.0	1.77	35.6	1.98
	73	18.1	1.05	21.6	1.22	25.0	1.40	26.8	1.50	28.5	1.60	32.0	1.81	35.5	2.02
	77	18.1	1.06	21.5	1.23	25.0	1.43	26.7	1.52	28.5	1.65	31.9	1.89	35.5	2.15
	81	18.0	1.08	21.5	1.28	25.0	1.50	26.7	1.62	28.4	1.75	31.9	2.02	35.5	2.30
	84	18.0	1.13	21.5	1.35	25.0	1.60	26.7	1.73	28.4	1.87	31.9	2.14	35.4	2.45
	88	18.0	1.21	21.5	1.44	24.9	1.70	26.7	1.83	28.4	1.98	31.8	2.27	35.4	2.61
	91	18.0	1.27	21.5	1.52	24.9	1.80	26.6	1.94	28.3	2.10	31.8	2.42	35.4	2.78
	95	17.9	1.34	21.4	1.61	24.8	1.89	26.5	2.05	28.3	2.23	31.7	2.57	35.3	2.94
99	17.4	1.34	20.7	1.61	24.1	1.91	25.8	2.07	27.4	2.24	30.8	2.59	34.2	2.96	
102	17.0	1.34	20.3	1.61	23.6	1.92	25.2	2.08	26.9	2.24	30.1	2.61	33.5	2.99	
108	17.0	1.41	20.3	1.71	23.6	2.03	25.2	2.20	26.9	2.36	30.1	2.75	33.5	3.17	
111	17.0	1.49	20.3	1.80	23.6	2.14	25.2	2.32	26.9	2.48	30.1	2.91	33.5	3.36	
115	17.0	1.56	20.3	1.89	23.6	2.25	25.2	2.45	26.9	2.61	30.1	3.06	33.5	3.54	
118	17.0	1.61	20.3	1.96	23.6	2.33	25.2	2.55	26.9	2.71	30.1	3.17	33.5	3.68	

10. Capacity Table

Heating

TC (Total Capacity, MBH), PI (Power Input, kW)

Combi. (%)	Outdoor Temperature (°F)		Indoor Temperature (°F, DB)									
			61		65		70		72		75	
	DB	WB	TC MBH	PI kW	TC MBH	PI kW	TC MBH	PI kW	TC MBH	PI kW	TC MBH	PI kW
130	-4	-4.4	39.4	3.44	39.4	3.71	39.1	3.99	39.1	4.24	38.7	4.51
	1	0	42.9	3.86	42.9	4.10	42.6	4.34	42.6	4.59	42.2	4.83
	5	3	45.4	4.21	45.0	4.44	45.0	4.70	44.7	4.93	44.7	5.17
	10	9	47.5	4.43	47.5	4.66	47.5	4.88	47.1	5.10	47.1	5.34
	14	12	49.9	4.64	49.9	4.85	49.6	5.06	49.6	5.29	49.2	5.50
	19	18	53.7	4.75	53.7	4.94	53.7	5.14	53.4	5.33	53.4	5.52
	23	21	56.2	4.90	56.2	5.09	55.8	5.28	55.8	5.45	55.5	5.63
	27	25	58.3	4.78	58.3	4.96	58.3	5.13	58.0	5.30	58.0	5.47
	32	30	61.8	4.97	61.8	5.14	61.8	5.29	61.4	5.45	61.4	5.61
	37	36	65.3	5.13	65.3	5.28	64.9	5.44	64.9	5.58	64.6	5.73
	44	40	67.4	5.23	67.4	5.36	67.4	5.51	67.0	5.67	67.0	5.81
	47	43	69.8	5.25	69.5	5.39	69.5	5.54	69.5	5.68	69.1	5.82
	51	47	71.9	5.28	71.9	5.41	71.6	5.55	71.6	5.68	71.2	5.81
	54	50	74.0	5.36	74.0	5.50	74.0	5.62	73.6	5.76	71.2	5.58
	57	53	76.5	5.44	76.5	5.56	76.1	5.68	76.1	5.81	71.2	5.38
60	56	78.9	5.51	78.6	5.63	78.6	5.76	76.5	5.66	71.2	5.19	
120	-4	-4.4	39.1	3.81	39.1	4.05	39.1	4.29	38.7	4.55	38.7	4.80
	1	0	42.6	4.18	42.6	4.42	42.6	4.64	42.2	4.87	42.2	5.10
	5	3	45.0	4.53	45.0	4.76	44.7	4.97	44.7	5.19	44.7	5.42
	10	9	47.5	4.74	47.1	4.94	47.1	5.15	47.1	5.38	46.8	5.57
	14	12	49.6	4.92	49.6	5.12	49.6	5.33	49.2	5.52	49.2	5.72
	19	18	53.7	5.01	53.4	5.19	53.4	5.36	53.4	5.54	53.1	5.72
	23	21	56.2	5.15	55.8	5.33	55.8	5.49	55.5	5.66	55.5	5.83
	27	25	58.3	5.02	58.0	5.18	58.0	5.33	58.0	5.50	57.6	5.65
	32	30	61.8	5.19	61.8	5.33	61.4	5.49	61.4	5.63	61.1	5.78
	37	36	65.3	5.33	64.9	5.47	64.9	5.61	64.6	5.74	64.6	5.88
	44	40	67.4	5.42	67.4	5.55	67.0	5.68	67.0	5.83	65.6	5.81
	47	43	69.5	5.45	69.5	5.57	69.1	5.70	69.1	5.84	65.6	5.52
	51	47	71.9	5.46	71.6	5.58	71.6	5.71	70.5	5.73	65.6	5.26
	54	50	74.0	5.54	74.0	5.66	73.6	5.78	70.5	5.52	65.6	5.07
	57	53	76.5	5.61	76.1	5.72	75.4	5.77	70.5	5.31	65.6	4.88
60	56	78.6	5.67	78.6	5.79	75.4	5.56	70.5	5.13	65.6	4.72	
110	-4	-4.4	39.1	4.16	39.1	4.39	38.7	4.63	38.7	4.85	38.4	5.08
	1	0	42.6	4.51	42.6	4.72	42.2	4.93	42.2	5.15	42.2	5.36
	5	3	45.0	4.86	44.7	5.06	44.7	5.26	44.7	5.46	44.3	5.67
	10	9	47.1	5.04	47.1	5.24	47.1	5.44	46.8	5.62	46.8	5.81
	14	12	49.6	5.20	49.6	5.40	49.2	5.58	49.2	5.76	49.2	5.95
	19	18	53.4	5.28	53.4	5.42	53.4	5.60	53.1	5.76	53.1	5.93
	23	21	55.8	5.39	55.8	5.55	55.5	5.71	55.5	5.87	55.5	6.03
	27	25	58.0	5.25	58.0	5.39	58.0	5.54	57.6	5.68	57.6	5.82
	32	30	61.4	5.40	61.4	5.54	61.4	5.68	61.1	5.81	60.4	5.82
	37	36	64.9	5.54	64.9	5.67	64.6	5.79	64.6	5.92	60.4	5.45
	44	40	67.0	5.62	67.0	5.73	67.0	5.87	64.6	5.68	60.4	5.23
	47	43	69.5	5.63	69.1	5.76	69.1	5.87	64.6	5.41	60.4	4.97
	51	47	71.6	5.65	71.6	5.77	69.1	5.58	64.6	5.15	60.4	4.74
	54	50	73.6	5.71	73.6	5.81	69.1	5.39	64.6	4.98	60.4	4.58
	57	53	76.1	5.78	73.6	5.60	69.1	5.19	64.6	4.80	60.4	4.42
60	56	77.8	5.81	73.6	5.40	69.1	5.01	64.6	4.64	60.4	4.27	

10. Capacity Table

TC (Total Capacity, MBH), PI (Power Input, kW)

Combi. (%)	Outdoor Temperature (°F)		Indoor Temperature (°F, DB)									
			61		65		70		72		75	
	DB	WB	TC	PI	TC	PI	TC	PI	TC	PI	TC	PI
			MBH	kW	MBH	kW	MBH	kW	MBH	kW	MBH	kW
100	-4	-4.4	38.7	4.53	38.7	4.74	38.7	4.94	38.4	5.15	38.4	5.36
	1	0	42.2	4.86	42.2	5.04	41.4	5.24	41.9	5.42	41.9	5.61
	5	3	44.7	5.18	44.7	5.36	43.5	5.55	44.3	5.73	44.3	5.92
	10	9	47.1	5.35	46.8	5.52	45.9	5.70	46.8	5.88	46.4	6.05
	14	12	49.2	5.51	49.2	5.67	48.3	5.83	48.9	6.02	48.9	6.17
	19	18	53.4	5.52	53.1	5.68	51.5	5.83	53.1	5.98	52.7	6.11
	23	21	55.5	5.65	55.5	5.79	53.9	5.94	55.1	6.06	54.8	6.14
	27	25	58.0	5.49	57.6	5.61	55.9	5.73	57.6	5.87	54.8	5.57
	32	30	61.4	5.62	61.1	5.73	59.3	5.87	58.6	5.65	54.8	5.18
	37	36	64.6	5.73	64.6	5.87	61.0	5.73	58.6	5.29	54.8	4.86
	44	40	67.0	5.82	66.7	5.93	61.0	5.50	58.6	5.08	54.8	4.67
	47	43	69.1	5.83	67.0	5.65	61.0	5.40	58.6	4.83	54.8	4.44
	51	47	70.9	5.77	67.0	5.38	61.6	4.99	58.6	4.61	54.8	4.24
	54	50	70.9	5.55	67.0	5.18	61.6	4.81	58.6	4.44	54.8	4.11
	57	53	70.9	5.35	67.0	4.99	61.6	4.64	58.6	4.29	54.8	3.96
	60	56	70.9	5.17	67.0	4.82	61.6	4.48	58.6	4.16	54.8	3.84
90	-4	-4.4	38.7	4.90	38.4	5.08	38.4	5.28	38.4	5.46	38.4	5.63
	1	0	42.2	5.19	42.2	5.36	41.9	5.54	41.9	5.70	41.9	5.87
	5	3	44.3	5.51	44.3	5.67	44.3	5.83	44.3	6.00	44.0	6.16
	10	9	46.8	5.66	46.8	5.81	46.8	5.98	46.4	6.14	46.4	6.29
	14	12	49.2	5.79	49.2	5.95	48.9	6.10	48.9	6.25	48.9	6.40
	19	18	53.1	5.79	53.1	5.93	53.1	6.05	52.7	6.19	49.2	5.70
	23	21	55.5	5.90	55.5	6.03	55.1	6.15	53.1	5.89	49.2	5.40
	27	25	57.6	5.70	57.6	5.83	56.6	5.79	53.1	5.34	49.2	4.91
	32	30	61.1	5.83	60.1	5.81	56.6	5.39	53.1	4.97	49.2	4.59
	37	36	63.9	5.84	60.1	5.44	56.6	5.04	53.1	4.67	49.2	4.31
	44	40	63.9	5.60	60.1	5.22	56.6	4.85	53.1	4.49	49.2	4.13
	47	43	63.9	5.34	60.1	4.97	56.6	4.61	53.1	4.28	49.2	3.95
	51	47	63.9	5.08	60.1	4.74	56.6	4.42	53.1	4.08	49.2	3.76
	54	50	63.9	4.90	60.1	4.58	56.6	4.26	53.1	3.95	49.2	3.64
	57	53	63.9	4.71	60.1	4.42	56.6	4.11	53.1	3.81	49.2	3.52
	60	56	63.9	4.56	60.1	4.27	56.6	3.97	53.1	3.69	49.2	3.41
80	-4	-4.4	38.4	5.26	38.4	5.42	38.4	5.58	38.1	5.76	38.1	5.92
	1	0	41.9	5.52	41.9	5.66	41.9	5.82	41.5	5.97	41.5	6.13
	5	3	44.3	5.82	44.3	5.98	44.0	6.13	44.0	6.27	43.6	6.38
	10	9	46.8	5.97	46.4	6.11	46.4	6.25	46.4	6.38	43.6	5.99
	14	12	48.9	6.09	48.9	6.22	48.9	6.36	47.1	6.15	43.6	5.65
	19	18	53.1	6.04	52.7	6.16	50.3	5.83	47.1	5.38	43.6	4.96
	23	21	55.1	6.14	53.4	5.97	50.3	5.54	47.1	5.12	43.6	4.70
	27	25	56.9	5.82	53.4	5.41	50.3	5.03	47.1	4.65	43.6	4.28
	32	30	56.9	5.41	53.4	5.04	50.3	4.69	47.1	4.34	43.6	4.01
	37	36	56.9	5.07	53.4	4.74	50.3	4.40	47.1	4.07	43.6	3.76
	44	40	56.9	4.87	53.4	4.55	50.3	4.24	47.1	3.92	43.6	3.63
	47	43	56.9	4.64	53.4	4.33	50.3	4.03	47.1	3.75	43.6	3.47
	51	47	56.9	4.43	53.4	4.15	50.3	3.86	47.1	3.58	43.6	3.32
	54	50	56.9	4.27	53.4	4.00	50.3	3.73	47.1	3.47	43.6	3.21
	57	53	56.9	4.12	53.4	3.86	50.3	3.60	47.1	3.35	43.6	3.10
	60	56	56.9	3.99	53.4	3.74	50.3	3.48	47.1	3.25	43.6	3.01

10. Capacity Table

TC (Total Capacity, MBH), PI (Power Input, kW)

Combi. (%)	Outdoor Temperature (°F)		Indoor Temperature (°F, DB)									
			61		65		70		72		75	
	DB	WB	TC MBH	PI kW	TC MBH	PI kW	TC MBH	PI kW	TC MBH	PI kW	TC MBH	PI kW
70	-4	-4.4	38.4	5.62	38.1	5.77	38.1	5.90	38.1	6.05	38.1	6.20
	1	0	41.9	5.84	41.5	5.98	41.5	6.11	41.2	6.15	38.4	5.65
	5	3	44.0	6.15	44.0	6.27	44.0	6.41	41.2	5.93	38.4	5.44
	10	9	46.4	6.27	46.4	6.40	44.0	6.03	41.2	5.56	38.4	5.10
	14	12	48.9	6.38	46.8	6.11	44.0	5.67	41.2	5.25	38.4	4.83
	19	18	49.6	5.74	46.8	5.35	44.0	4.98	41.2	4.61	38.4	4.24
	23	21	49.6	5.45	46.8	5.09	44.0	4.72	41.2	4.38	38.4	4.05
	27	25	49.6	4.96	46.8	4.63	44.0	4.31	41.2	4.00	38.4	3.69
	32	30	49.6	4.61	46.8	4.32	44.0	4.02	41.2	3.73	38.4	3.46
	37	36	49.6	4.34	46.8	4.06	44.0	3.79	41.2	3.52	38.4	3.26
	44	40	49.6	4.17	46.8	3.90	44.0	3.65	41.2	3.38	38.4	3.15
	47	43	49.6	3.97	46.8	3.73	44.0	3.48	41.2	3.24	38.4	3.01
	51	47	49.6	3.80	46.8	3.57	44.0	3.33	41.2	3.10	38.4	2.88
	54	50	49.6	3.68	46.8	3.44	44.0	3.21	41.2	3.00	38.4	2.79
57	53	49.6	3.55	46.8	3.33	44.0	3.11	41.2	2.90	38.4	2.69	
60	56	49.6	3.44	46.8	3.22	44.0	3.03	41.2	2.82	38.4	2.62	
60	-4	-4.4	38.1	5.99	38.1	6.11	37.7	6.17	35.2	5.68	32.8	5.24
	1	0	41.5	6.19	40.2	5.97	37.7	5.55	35.2	5.12	32.8	4.71
	5	3	42.6	6.16	40.2	5.73	37.7	5.34	35.2	4.93	32.8	4.54
	10	9	42.6	5.78	40.2	5.40	37.7	5.02	35.2	4.65	32.8	4.29
	14	12	42.6	5.45	40.2	5.08	37.7	4.74	35.2	4.39	32.8	4.06
	19	18	42.6	4.78	40.2	4.48	37.7	4.17	35.2	3.87	32.8	3.58
	23	21	42.6	4.55	40.2	4.26	37.7	3.96	35.2	3.69	32.8	3.42
	27	25	42.6	4.15	40.2	3.87	37.7	3.62	35.2	3.36	32.8	3.12
	32	30	42.6	3.87	40.2	3.63	37.7	3.39	35.2	3.16	32.8	2.94
	37	36	42.6	3.65	40.2	3.42	37.7	3.20	35.2	2.98	32.8	2.78
	44	40	42.6	3.52	40.2	3.30	37.7	3.09	35.2	2.88	32.8	2.67
	47	43	42.6	3.36	40.2	3.16	37.7	2.95	35.2	2.76	32.8	2.57
	51	47	42.6	3.21	40.2	3.01	37.7	2.83	35.2	2.64	32.8	2.46
	54	50	42.6	3.10	40.2	2.93	37.7	2.74	35.2	2.56	32.8	2.39
57	53	42.6	3.01	40.2	2.83	37.7	2.66	35.2	2.48	32.8	2.31	
60	56	42.6	2.93	40.2	2.74	37.7	2.57	35.2	2.41	32.8	2.25	
50	-4	-4.4	35.6	5.72	33.4	5.35	31.4	4.97	29.4	4.60	27.4	4.23
	1	0	35.6	5.15	33.4	4.81	31.4	4.48	29.4	4.15	27.4	3.84
	5	3	35.6	4.96	33.4	4.65	31.4	4.32	29.4	4.02	27.4	3.71
	10	9	35.6	4.67	33.4	4.37	31.4	4.08	29.4	3.79	27.4	3.52
	14	12	35.6	4.42	33.4	4.13	31.4	3.86	29.4	3.59	27.4	3.32
	19	18	35.6	3.90	33.4	3.65	31.4	3.41	29.4	3.19	27.4	2.95
	23	21	35.6	3.71	33.4	3.48	31.4	3.26	29.4	3.04	27.4	2.83
	27	25	35.6	3.38	33.4	3.17	31.4	2.98	29.4	2.78	27.4	2.58
	32	30	35.6	3.17	33.4	2.98	31.4	2.79	29.4	2.62	27.4	2.44
	37	36	35.6	2.99	33.4	2.82	31.4	2.64	29.4	2.47	27.4	2.31
	44	40	35.6	2.89	33.4	2.73	31.4	2.56	29.4	2.40	27.4	2.24
	47	43	35.6	2.77	33.4	2.61	31.4	2.45	29.4	2.29	27.4	2.14
	51	47	35.6	2.66	33.4	2.51	31.4	2.35	29.4	2.20	27.4	2.07
	54	50	35.6	2.57	33.4	2.42	31.4	2.28	29.4	2.14	27.4	1.99
57	53	35.6	2.50	33.4	2.36	31.4	2.21	29.4	2.08	27.4	1.94	
60	56	35.6	2.42	33.4	2.29	31.4	2.15	29.4	2.02	27.4	1.89	

10. Capacity Table

AM060MXMDCH/AA

Cooling

TC (Total Capacity, MBH), PI (Power Input, kW)

Combination, % (Capacity index)	Outdoor Temperature (°F, DB)	Indoor Temperature (°F, WB)													
		57		61		64		67		69		72		75	
		TC	PI	TC	PI	TC	PI	TC	PI	TC	PI	TC	PI	TC	PI
130	23	53.4	2.29	63.6	2.90	73.8	3.35	88.2	3.65	89.0	3.55	90.9	3.45	92.2	3.24
	27	53.4	2.30	63.6	2.91	73.8	3.37	86.9	3.67	87.7	3.57	89.6	3.47	91.0	3.26
	32	53.4	2.31	63.6	2.92	73.8	3.39	85.3	3.69	86.1	3.59	88.0	3.49	89.5	3.28
	37	53.4	2.32	63.6	2.93	73.8	3.41	83.6	3.71	84.4	3.61	86.3	3.51	88.0	3.30
	41	53.4	2.33	63.6	2.94	73.8	3.43	82.3	3.73	83.1	3.63	85.0	3.53	86.8	3.32
	46	53.4	2.34	63.6	2.95	73.8	3.45	80.7	3.75	81.5	3.65	83.4	3.55	85.3	3.34
	50	53.4	2.35	63.6	2.96	73.8	3.47	79.4	3.77	80.2	3.67	82.1	3.57	84.1	3.36
	54	53.4	2.45	63.6	2.96	73.8	3.57	78.1	3.77	78.9	3.67	80.8	3.47	82.9	3.47
	57	53.3	2.45	63.5	3.06	73.7	3.67	76.9	3.77	78.0	3.67	80.0	3.67	82.0	3.67
	61	53.3	2.55	63.4	3.16	73.7	3.67	76.0	3.77	76.8	3.77	78.7	3.77	80.7	3.87
	64	53.2	2.55	63.4	3.16	73.6	3.98	74.7	3.98	75.5	3.98	77.5	3.98	79.5	4.08
	68	53.2	2.65	63.3	3.36	72.7	4.18	73.5	4.18	74.7	4.18	76.6	4.18	78.6	4.28
	70	53.1	2.75	63.3	3.47	72.2	4.18	73.0	4.28	74.2	4.28	75.7	4.28	77.8	4.38
	73	53.1	2.85	63.2	3.77	71.0	4.38	71.8	4.49	73.0	4.49	74.9	4.49	76.9	4.49
	77	53.0	3.06	63.2	3.98	69.8	4.59	71.0	4.59	71.8	4.69	73.7	4.69	75.6	4.69
	81	53.0	3.36	63.1	4.28	68.9	4.79	69.7	4.79	70.9	4.89	72.8	4.89	74.4	4.89
	84	52.9	3.57	63.1	4.59	67.7	5.00	68.8	5.00	69.6	5.00	71.5	5.10	73.5	5.10
	88	52.9	3.77	62.9	4.89	66.9	5.20	67.6	5.20	68.4	5.20	70.3	5.30	72.2	5.40
91	52.8	3.98	62.9	5.20	65.7	5.40	66.3	5.40	67.6	5.40	69.5	5.51	71.4	5.51	
95	52.6	4.28	62.4	5.51	64.3	5.61	65.4	5.61	66.2	5.61	68.2	5.71	70.1	5.81	
99	51.1	4.28	59.7	5.40	61.6	5.51	62.4	5.51	63.4	5.51	65.0	5.61	66.9	5.71	
102	50.0	4.38	57.4	5.30	59.2	5.40	60.0	5.40	61.0	5.40	62.9	5.51	64.8	5.61	
108	50.0	4.59	56.3	5.51	58.1	5.61	58.9	5.61	60.0	5.61	62.2	5.71	64.0	5.71	
111	50.0	4.89	55.1	5.71	57.1	5.71	57.7	5.81	58.9	5.81	61.5	5.91	63.3	5.91	
115	50.0	5.10	54.1	5.91	55.9	5.91	56.6	6.02	57.7	6.02	60.7	6.12	62.5	6.12	
118	47.5	5.25	53.4	6.07	54.6	6.07	55.7	6.17	56.8	6.17	60.1	6.27	61.9	6.27	
120	23	49.5	2.18	59.7	2.59	69.1	3.04	73.8	3.34	77.8	3.55	86.7	3.55	90.6	3.34
	27	49.5	2.19	59.6	2.60	69.0	3.06	73.7	3.36	77.8	3.57	85.8	3.57	89.4	3.36
	32	49.5	2.20	59.5	2.61	68.9	3.08	73.6	3.39	77.8	3.59	84.6	3.59	87.9	3.39
	37	49.5	2.21	59.3	2.62	68.7	3.10	73.4	3.41	77.8	3.61	83.5	3.61	86.4	3.41
	41	49.5	2.22	59.2	2.63	68.6	3.12	73.3	3.43	77.8	3.63	82.6	3.63	85.2	3.43
	46	49.5	2.23	59.1	2.64	68.5	3.14	73.2	3.45	77.8	3.65	81.5	3.65	83.7	3.45
	50	49.5	2.24	59.0	2.65	68.4	3.16	73.1	3.47	77.8	3.67	80.6	3.67	82.5	3.47
	54	49.5	2.24	58.9	2.75	68.3	3.26	73.0	3.47	77.8	3.77	79.7	3.67	81.3	3.47
	57	49.4	2.24	58.9	2.75	68.3	3.26	72.9	3.57	76.9	3.77	78.5	3.57	80.4	3.67
	61	49.4	2.35	58.8	2.85	68.2	3.36	72.9	3.67	75.6	3.77	77.5	3.77	79.1	3.87
	64	49.4	2.35	58.8	2.85	68.0	3.47	72.8	3.87	74.4	3.98	76.3	3.98	77.9	3.98
	68	49.2	2.45	58.6	2.96	68.0	3.77	72.7	4.18	73.5	4.18	75.1	4.18	77.0	4.18
	70	49.2	2.45	58.6	3.16	67.9	3.87	71.9	4.18	72.7	4.28	74.6	4.28	76.5	4.28
	73	49.1	2.55	58.5	3.36	67.9	4.18	71.0	4.38	71.8	4.38	73.4	4.49	75.3	4.49
	77	49.1	2.75	58.5	3.57	67.8	4.49	69.8	4.59	70.5	4.59	72.5	4.69	74.0	4.69
	81	49.1	2.96	58.4	3.77	67.7	4.79	68.6	4.79	69.7	4.79	71.3	4.89	73.2	4.89
	84	49.0	3.16	58.4	4.08	66.6	5.00	67.7	5.00	68.5	5.00	70.1	5.10	72.0	5.10
	88	49.0	3.36	58.3	4.38	65.7	5.20	66.5	5.20	67.2	5.20	69.2	5.30	70.8	5.30
91	48.9	3.57	58.3	4.59	64.4	5.40	65.2	5.40	66.3	5.40	67.9	5.51	69.8	5.51	
95	48.8	3.77	58.1	4.89	63.5	5.51	64.3	5.61	65.0	5.61	67.0	5.71	68.5	5.71	
99	47.3	3.87	56.4	5.00	60.5	5.51	61.2	5.51	61.9	5.51	63.8	5.61	65.8	5.61	
102	46.3	3.87	55.1	5.00	58.1	5.30	59.2	5.40	60.0	5.40	61.5	5.51	63.3	5.51	
108	46.3	4.18	55.1	5.40	57.1	5.51	58.5	5.51	59.2	5.61	60.3	5.61	62.2	5.71	
111	46.3	4.38	55.1	5.71	55.9	5.71	57.7	5.71	58.5	5.71	59.2	5.81	61.0	5.91	
115	46.3	4.59	55.1	6.02	54.8	5.91	57.1	5.91	57.7	5.91	58.1	6.02	60.0	6.12	
118	44.0	4.74	52.3	6.25	53.9	6.07	55.0	6.07	56.1	6.07	57.2	6.17	59.3	6.27	

10. Capacity Table

TC (Total Capacity, MBH), PI (Power Input, kW)

Combination, % (Capacity index)	Outdoor Temperature (°F, DB)	Indoor Temperature (°F, WB)													
		57		61		64		67		69		72		75	
		TC MBH	PI kW	TC MBH	PI kW	TC MBH	PI kW	TC MBH	PI kW	TC MBH	PI kW	TC MBH	PI kW	TC MBH	PI kW
110	23	45.2	1.88	54.6	2.39	63.2	2.79	67.9	3.05	72.2	3.24	88.2	3.65	89.0	3.55
	27	45.2	1.89	54.5	2.40	63.1	2.80	67.8	3.06	72.1	3.26	86.9	3.67	87.8	3.57
	32	45.2	1.90	54.4	2.41	63.0	2.81	67.7	3.08	72.0	3.28	85.3	3.69	86.3	3.59
	37	45.2	1.91	54.2	2.42	62.8	2.82	67.5	3.10	71.8	3.30	83.6	3.71	84.8	3.61
	41	45.2	1.92	54.1	2.43	62.7	2.83	67.4	3.12	71.7	3.32	82.3	3.73	83.6	3.63
	46	45.2	1.93	54.0	2.44	62.6	2.84	67.3	3.14	71.6	3.34	80.7	3.75	82.1	3.65
	50	45.2	1.94	53.9	2.45	62.5	2.85	67.2	3.16	71.5	3.36	79.4	3.77	80.9	3.67
	54	45.2	2.04	53.8	2.45	62.4	2.96	67.1	3.16	71.4	3.36	78.1	3.77	79.7	3.57
	57	45.1	2.04	53.8	2.55	62.4	2.96	67.0	3.26	71.4	3.47	77.3	3.67	78.8	3.57
	61	45.1	2.04	53.7	2.55	62.3	3.06	67.0	3.26	71.3	3.57	76.0	3.77	77.5	3.77
	64	45.1	2.14	53.7	2.65	62.2	3.16	66.9	3.36	71.2	3.67	74.7	3.98	76.8	3.98
	68	44.9	2.14	53.5	2.65	62.2	3.26	66.9	3.67	71.1	3.98	73.9	4.18	75.4	4.18
	70	44.9	2.24	53.5	2.75	62.0	3.36	66.8	3.77	71.1	4.18	73.5	4.28	74.9	4.28
	73	44.8	2.35	53.4	2.96	62.0	3.67	66.7	4.08	70.6	4.38	72.2	4.49	73.7	4.49
	77	44.8	2.45	53.4	3.16	61.9	3.87	66.7	4.28	69.4	4.59	71.0	4.59	72.5	4.69
	81	44.8	2.65	53.3	3.36	61.9	4.18	66.6	4.59	68.6	4.79	70.1	4.79	71.7	4.89
	84	44.7	2.75	53.3	3.57	61.8	4.49	66.6	4.89	67.4	5.00	68.8	5.00	70.4	5.10
	88	44.7	2.96	53.2	3.87	61.8	4.79	65.3	5.20	66.1	5.20	67.6	5.20	69.5	5.30
	91	44.6	3.16	53.2	4.08	61.7	5.10	64.4	5.30	65.2	5.40	66.8	5.40	68.4	5.51
	95	44.5	3.36	53.0	4.38	61.6	5.40	63.1	5.51	63.8	5.61	65.4	5.61	67.0	5.71
99	43.2	3.36	51.4	4.38	59.3	5.40	60.1	5.51	60.8	5.51	62.7	5.51	64.2	5.61	
102	42.3	3.47	50.4	4.38	57.4	5.30	58.1	5.30	58.9	5.40	60.3	5.40	61.8	5.51	
108	42.3	3.67	50.4	4.69	56.6	5.51	57.4	5.51	58.1	5.51	59.2	5.61	60.7	5.61	
111	42.3	3.87	50.4	5.00	55.9	5.71	56.6	5.71	57.4	5.71	58.1	5.81	59.5	5.81	
115	42.3	4.08	50.4	5.20	55.1	5.81	55.9	5.91	56.6	5.91	57.1	5.91	58.5	6.02	
118	40.2	4.23	47.9	5.35	53.0	5.89	54.1	6.07	55.2	6.07	56.3	6.00	57.6	6.17	
100	23	42.0	1.77	49.1	2.08	56.9	2.49	60.9	2.69	65.6	2.90	73.4	3.24	85.5	3.65
	27	41.9	1.78	49.1	2.09	56.9	2.50	60.9	2.70	65.5	2.91	73.3	3.26	84.6	3.67
	32	41.8	1.79	49.1	2.10	56.9	2.51	60.9	2.71	65.4	2.92	73.2	3.28	83.5	3.69
	37	41.6	1.80	49.1	2.11	56.9	2.52	60.9	2.72	65.2	2.93	73.0	3.30	82.3	3.71
	41	41.5	1.81	49.1	2.12	56.9	2.53	60.9	2.73	65.1	2.94	72.9	3.32	81.4	3.73
	46	41.4	1.83	49.1	2.13	56.9	2.54	60.9	2.74	65.0	2.95	72.8	3.34	80.3	3.75
	50	41.3	1.84	49.1	2.14	56.9	2.55	60.9	2.75	64.9	2.96	72.7	3.36	79.4	3.77
	54	41.2	1.84	49.1	2.24	56.9	2.65	60.9	2.85	64.8	3.06	72.6	3.47	78.5	3.77
	57	41.2	1.84	49.0	2.24	56.8	2.65	60.8	2.85	64.6	3.16	72.6	3.57	77.3	3.67
	61	41.1	1.84	49.0	2.35	56.8	2.75	60.7	2.96	64.6	3.16	72.5	3.67	76.0	3.77
	64	41.1	1.94	48.9	2.35	56.7	2.75	60.7	2.96	64.5	3.26	72.3	3.87	75.2	3.98
	68	41.1	1.94	48.9	2.35	56.7	2.85	60.6	3.16	64.5	3.47	72.3	4.18	73.9	4.18
	70	41.0	1.94	48.8	2.45	56.6	2.96	60.6	3.26	64.4	3.57	71.9	4.18	73.5	4.28
	73	41.0	2.04	48.8	2.55	56.6	3.16	60.5	3.47	64.4	3.87	70.6	4.38	72.2	4.49
	77	40.9	2.14	48.7	2.75	56.5	3.36	60.5	3.77	64.3	4.18	69.8	4.59	71.3	4.59
	81	40.9	2.35	48.7	2.96	56.5	3.67	60.3	3.98	64.3	4.38	68.6	4.79	70.1	4.79
	84	40.9	2.45	48.6	3.16	56.4	3.87	60.3	4.28	64.2	4.69	67.7	5.00	68.8	5.00
	88	40.8	2.65	48.6	3.36	56.4	4.18	60.2	4.59	64.2	5.00	66.5	5.20	68.0	5.20
	91	40.8	2.75	48.6	3.57	56.3	4.38	60.2	4.89	64.1	5.30	65.2	5.40	66.8	5.40
	95	40.6	2.96	48.3	3.77	56.2	4.69	60.0	5.20	62.7	5.51	64.3	5.61	65.4	5.61
99	39.4	2.96	47.0	3.87	54.5	4.79	58.2	5.30	59.7	5.40	61.2	5.51	62.7	5.51	
102	38.6	2.96	46.0	3.87	53.3	4.79	57.1	5.30	57.7	5.30	58.9	5.40	60.3	5.40	
108	38.6	3.16	46.0	4.08	53.3	5.10	57.1	5.61	57.1	5.51	57.7	5.51	59.2	5.61	
111	38.6	3.36	46.0	4.28	53.3	5.40	57.1	5.91	56.3	5.71	56.6	5.71	58.1	5.81	
115	38.6	3.57	46.0	4.49	53.3	5.71	57.1	6.22	55.6	5.81	55.6	5.91	57.1	6.02	
118	36.7	3.72	43.7	4.64	50.6	5.94	52.6	6.45	53.7	5.89	54.8	6.07	56.3	6.17	

10. Capacity Table

TC (Total Capacity, MBH), PI (Power Input, kW)

Combination, % (Capacity index)	Outdoor Temperature (°F, DB)	Indoor Temperature (°F, WB)													
		57		61		64		67		69		72		75	
		TC MBH	PI kW	TC MBH	PI kW	TC MBH	PI kW	TC MBH	PI kW	TC MBH	PI kW	TC MBH	PI kW	TC MBH	PI kW
90	23	377	1.57	44.7	1.88	51.1	2.18	55.0	2.39	58.5	2.59	67.1	3.00	73.4	3.24
	27	37.6	1.58	44.6	1.89	51.1	2.19	55.0	2.40	58.5	2.60	66.9	3.01	73.3	3.26
	32	37.5	1.59	44.5	1.90	51.1	2.20	55.0	2.41	58.5	2.61	66.6	3.02	73.2	3.28
	37	37.3	1.60	44.3	1.91	51.1	2.21	55.0	2.42	58.5	2.62	66.4	3.03	73.0	3.30
	41	37.2	1.61	44.2	1.92	51.1	2.22	55.0	2.43	58.5	2.63	66.2	3.04	72.9	3.32
	46	37.1	1.62	44.1	1.93	51.1	2.23	55.0	2.44	58.5	2.64	65.9	3.05	72.8	3.34
	50	37.0	1.63	44.0	1.94	51.1	2.24	55.0	2.45	58.5	2.65	65.7	3.06	72.7	3.36
	54	36.9	1.63	43.9	1.94	51.1	2.35	55.0	2.55	58.5	2.65	65.5	3.06	72.6	3.47
	57	36.9	1.63	43.9	2.04	50.9	2.35	54.9	2.55	58.4	2.75	65.5	3.16	72.6	3.57
	61	36.9	1.73	43.8	2.04	50.9	2.45	54.9	2.65	58.4	2.75	65.4	3.16	72.5	3.67
	64	36.8	1.73	43.8	2.04	50.8	2.45	54.8	2.65	58.3	2.85	65.3	3.26	72.3	3.77
	68	36.8	1.73	43.8	2.14	50.8	2.55	54.7	2.75	58.3	2.96	65.3	3.47	72.3	4.08
	70	36.7	1.73	43.7	2.14	50.8	2.55	54.7	2.85	58.2	3.06	65.2	3.67	71.9	4.18
	73	36.7	1.84	43.7	2.24	50.7	2.75	54.6	2.96	58.2	3.26	65.1	3.87	70.6	4.38
	77	36.7	1.94	43.7	2.35	50.7	2.96	54.6	3.26	58.1	3.57	65.1	4.18	69.8	4.59
	81	36.7	2.04	43.6	2.55	50.6	3.16	54.5	3.47	58.1	3.77	65.0	4.49	68.6	4.79
	84	36.6	2.14	43.6	2.75	50.6	3.36	54.5	3.67	58.0	3.98	65.0	4.79	67.4	5.00
	88	36.6	2.24	43.5	2.85	50.5	3.57	54.5	3.87	58.0	4.28	64.9	5.10	66.5	5.20
	91	36.6	2.45	43.5	3.06	50.5	3.77	54.3	4.18	57.8	4.59	64.1	5.30	65.2	5.40
	95	36.5	2.55	43.4	3.26	50.4	4.08	54.2	4.49	57.6	4.89	62.7	5.51	64.3	5.61
99	35.3	2.55	42.0	3.26	48.8	4.08	52.5	4.49	55.9	4.89	60.1	5.40	61.2	5.51	
102	34.6	2.65	41.2	3.26	47.8	4.08	51.5	4.49	54.8	5.00	57.7	5.30	58.9	5.40	
108	34.6	2.75	41.2	3.47	47.8	4.38	51.5	4.79	54.8	5.30	56.6	5.51	57.7	5.51	
111	34.6	2.85	41.2	3.67	47.8	4.59	51.5	5.10	54.8	5.61	55.6	5.71	56.6	5.71	
115	34.6	3.06	41.2	3.87	47.8	4.89	51.5	5.40	54.8	5.91	54.5	5.91	55.6	5.91	
118	32.9	3.21	39.1	4.03	45.4	5.13	48.9	5.64	52.1	6.15	53.6	6.07	54.8	6.07	
80	23	33.6	1.37	39.3	1.67	45.5	1.98	48.7	2.08	51.8	2.28	58.9	2.59	64.4	2.90
	27	33.5	1.38	39.3	1.68	45.5	1.99	48.7	2.09	51.8	2.29	58.8	2.60	64.4	2.91
	32	33.4	1.39	39.3	1.69	45.5	2.00	48.7	2.10	51.8	2.30	58.7	2.61	64.4	2.92
	37	33.2	1.40	39.3	1.70	45.5	2.01	48.7	2.11	51.8	2.31	58.5	2.62	64.4	2.93
	41	33.1	1.41	39.3	1.71	45.5	2.02	48.7	2.12	51.8	2.32	58.4	2.63	64.4	2.94
	46	33.0	1.42	39.3	1.72	45.5	2.03	48.7	2.13	51.8	2.33	58.3	2.64	64.4	2.95
	50	32.9	1.43	39.3	1.73	45.5	2.04	48.7	2.14	51.8	2.35	58.2	2.65	64.4	2.96
	54	32.8	1.43	39.3	1.73	45.5	2.04	48.7	2.24	51.8	2.35	58.1	2.65	64.4	3.06
	57	32.8	1.43	39.2	1.73	45.5	2.04	48.6	2.24	51.7	2.45	58.1	2.75	64.3	3.06
	61	32.8	1.53	39.2	1.84	45.4	2.14	48.6	2.24	51.7	2.45	58.0	2.75	64.3	3.16
	64	32.7	1.53	39.2	1.84	45.4	2.14	48.6	2.35	51.6	2.55	58.0	2.85	64.2	3.26
	68	32.7	1.53	39.1	1.84	45.4	2.24	48.5	2.35	51.6	2.55	57.8	2.96	64.1	3.47
	70	32.7	1.53	39.1	1.84	45.3	2.24	48.5	2.35	51.5	2.65	57.8	3.06	64.1	3.57
	73	32.7	1.53	39.1	1.94	45.3	2.35	48.3	2.55	51.5	2.75	57.7	3.26	64.0	3.77
	77	32.6	1.63	38.9	2.04	45.2	2.45	48.3	2.75	51.4	2.96	57.6	3.47	64.0	4.08
	81	32.6	1.73	38.9	2.14	45.2	2.65	48.2	2.85	51.4	3.16	57.6	3.77	63.8	4.38
	84	32.6	1.84	38.9	2.35	45.2	2.85	48.2	3.06	51.4	3.36	57.5	3.98	63.8	4.69
	88	32.5	1.94	38.8	2.45	45.1	2.96	48.2	3.26	51.3	3.67	57.5	4.28	63.7	5.00
	91	32.5	2.04	38.8	2.65	45.1	3.16	48.1	3.47	51.3	3.87	57.4	4.59	63.6	5.30
	95	32.4	2.24	38.7	2.75	44.9	3.36	48.0	3.77	51.1	4.08	57.3	4.89	62.7	5.51
99	31.5	2.24	37.6	2.75	43.6	3.47	46.5	3.77	49.6	4.18	55.6	4.89	59.7	5.40	
102	30.8	2.24	36.8	2.85	42.7	3.47	45.6	3.77	48.6	4.18	54.5	5.00	57.7	5.30	
108	30.8	2.35	36.8	2.96	42.7	3.67	45.6	4.08	48.6	4.49	54.5	5.30	57.1	5.51	
111	30.8	2.55	36.8	3.16	42.7	3.87	45.6	4.28	48.6	4.69	54.5	5.61	56.3	5.71	
115	30.8	2.65	36.8	3.26	42.7	4.08	45.6	4.49	48.6	5.00	54.5	5.91	55.6	5.91	
118	29.3	2.73	35.0	3.34	40.6	4.23	43.3	4.64	46.2	5.23	51.8	6.15	55.0	6.07	

10. Capacity Table

TC (Total Capacity, MBH), PI (Power Input, kW)

Combination, % (Capacity index)	Outdoor Temperature (°F, DB)	Indoor Temperature (°F, WB)													
		57		61		64		67		69		72		75	
		TC MBH	PI kW	TC MBH	PI kW	TC MBH	PI kW	TC MBH	PI kW	TC MBH	PI kW	TC MBH	PI kW	TC MBH	PI kW
70	23	28.8	1.16	34.3	1.47	39.6	1.67	42.8	1.78	45.5	1.98	51.1	2.18	57.3	2.49
	27	28.8	1.17	34.3	1.48	39.6	1.68	42.8	1.79	45.5	1.99	51.1	2.19	57.2	2.50
	32	28.8	1.18	34.3	1.49	39.6	1.69	42.8	1.80	45.5	2.00	51.1	2.20	57.1	2.51
	37	28.8	1.19	34.3	1.50	39.6	1.70	42.8	1.81	45.5	2.01	51.1	2.21	56.9	2.52
	41	28.8	1.20	34.3	1.51	39.6	1.71	42.8	1.82	45.5	2.02	51.1	2.22	56.8	2.53
	46	28.8	1.21	34.3	1.52	39.6	1.72	42.8	1.83	45.5	2.03	51.1	2.23	56.7	2.54
	50	28.8	1.22	34.3	1.53	39.6	1.73	42.8	1.84	45.5	2.04	51.1	2.24	56.6	2.55
	54	28.8	1.22	34.3	1.53	39.6	1.73	42.8	1.94	45.5	2.04	51.1	2.35	56.5	2.65
	57	28.8	1.33	34.2	1.53	39.6	1.84	42.7	1.94	45.5	2.04	50.9	2.35	56.5	2.65
	61	28.6	1.33	34.2	1.53	39.5	1.84	42.7	1.94	45.4	2.14	50.9	2.45	56.4	2.65
	64	28.6	1.33	34.2	1.53	39.5	1.84	42.7	2.04	45.4	2.14	50.8	2.45	56.4	2.75
	68	28.6	1.33	34.2	1.63	39.5	1.94	42.6	2.04	45.4	2.24	50.8	2.45	56.3	2.85
	70	28.6	1.33	34.1	1.63	39.4	1.94	42.6	2.04	45.3	2.24	50.8	2.55	56.3	2.96
	73	28.5	1.43	34.1	1.63	39.4	1.94	42.6	2.14	45.3	2.35	50.7	2.75	56.2	3.16
	77	28.5	1.43	34.1	1.73	39.4	2.04	42.5	2.24	45.2	2.45	50.7	2.85	56.2	3.36
	81	28.5	1.53	34.0	1.84	39.3	2.24	42.5	2.45	45.2	2.65	50.6	3.06	56.0	3.57
	84	28.5	1.53	34.0	1.94	39.3	2.35	42.3	2.55	45.2	2.85	50.6	3.26	56.0	3.87
	88	28.4	1.73	34.0	2.04	39.3	2.55	42.3	2.75	45.1	2.96	50.5	3.47	55.9	4.08
	91	28.4	1.84	34.0	2.24	39.2	2.65	42.3	2.96	45.1	3.16	50.5	3.77	55.9	4.38
	95	28.3	1.94	33.8	2.35	39.1	2.85	42.2	3.16	44.9	3.36	50.4	3.98	55.7	4.69
99	27.5	1.94	32.8	2.35	37.9	2.85	40.9	3.16	43.6	3.47	48.8	4.08	54.1	4.69	
102	26.9	1.94	32.0	2.35	37.1	2.85	40.1	3.16	42.7	3.47	47.8	4.08	53.0	4.69	
108	26.9	2.04	32.0	2.55	37.1	3.06	40.1	3.36	42.7	3.67	47.8	4.28	53.0	5.00	
111	26.9	2.14	32.0	2.65	37.1	3.26	40.1	3.57	42.7	3.87	47.8	4.59	53.0	5.30	
115	26.9	2.24	32.0	2.75	37.1	3.36	40.1	3.77	42.7	4.08	47.8	4.79	53.0	5.61	
118	26.9	2.32	32.0	2.83	37.1	3.45	40.1	3.93	42.7	4.23	47.8	4.95	53.0	5.84	
60	23	24.7	1.06	29.4	1.26	34.2	1.37	37.3	1.47	39.6	1.67	43.6	1.88	49.0	2.08
	27	24.7	1.07	29.4	1.27	34.2	1.38	37.2	1.48	39.5	1.68	43.6	1.89	48.9	2.09
	32	24.7	1.08	29.4	1.28	34.2	1.39	37.1	1.49	39.4	1.69	43.6	1.90	48.8	2.10
	37	24.7	1.09	29.4	1.29	34.2	1.40	36.9	1.50	39.2	1.70	43.6	1.91	48.6	2.11
	41	24.7	1.10	29.4	1.31	34.2	1.41	36.8	1.51	39.1	1.71	43.6	1.92	48.5	2.12
	46	24.7	1.11	29.4	1.32	34.2	1.42	36.7	1.52	39.0	1.72	43.6	1.93	48.4	2.13
	50	24.7	1.12	29.4	1.33	34.2	1.43	36.6	1.53	38.9	1.73	43.6	1.94	48.3	2.14
	54	24.7	1.12	29.4	1.33	34.2	1.53	36.5	1.63	38.8	1.73	43.6	1.94	48.2	2.14
	57	24.6	1.12	29.4	1.33	34.1	1.53	36.5	1.63	38.8	1.73	43.5	1.94	48.2	2.24
	61	24.6	1.12	29.3	1.33	34.1	1.53	36.5	1.63	38.8	1.84	43.5	2.04	48.2	2.24
	64	24.6	1.12	29.3	1.33	34.1	1.53	36.3	1.73	38.7	1.84	43.5	2.04	48.1	2.35
	68	24.6	1.12	29.3	1.43	34.1	1.63	36.3	1.73	38.7	1.84	43.4	2.04	48.1	2.35
	70	24.6	1.22	29.3	1.43	34.0	1.63	36.3	1.73	38.7	1.84	43.4	2.14	48.0	2.35
	73	24.5	1.22	29.2	1.43	34.0	1.63	36.2	1.73	38.6	1.94	43.4	2.24	48.0	2.55
	77	24.5	1.22	29.2	1.43	34.0	1.73	36.2	1.84	38.6	2.04	43.2	2.35	48.0	2.65
	81	24.5	1.22	29.1	1.53	33.8	1.84	36.2	1.94	38.6	2.14	43.2	2.55	47.9	2.85
	84	24.5	1.33	29.1	1.63	33.8	1.94	36.2	2.14	38.5	2.35	43.2	2.65	47.9	3.06
	88	24.5	1.43	29.1	1.73	33.8	2.04	36.1	2.24	38.5	2.45	43.1	2.85	47.8	3.26
	91	24.3	1.53	29.1	1.84	33.8	2.24	36.1	2.35	38.5	2.55	43.1	3.06	47.8	3.47
	95	24.3	1.53	29.0	1.94	33.6	2.35	36.0	2.55	38.4	2.75	43.0	3.26	47.7	3.67
99	23.5	1.63	28.2	1.94	32.7	2.35	34.9	2.55	37.1	2.75	41.7	3.26	46.2	3.77	
102	23.1	1.63	27.5	1.94	32.0	2.35	34.2	2.55	36.5	2.75	40.9	3.26	45.3	3.77	
108	23.1	1.73	27.5	2.04	32.0	2.45	34.2	2.75	36.5	2.96	40.9	3.47	45.3	3.98	
111	23.1	1.73	27.5	2.14	32.0	2.65	34.2	2.85	36.5	3.16	40.9	3.67	45.3	4.18	
115	23.1	1.84	27.5	2.24	32.0	2.75	34.2	3.06	36.5	3.26	40.9	3.87	45.3	4.38	
118	23.1	1.92	27.5	2.32	32.0	2.83	34.2	3.21	36.5	3.34	40.9	4.03	45.3	4.54	

10. Capacity Table

TC (Total Capacity, MBH), PI (Power Input, kW)

Combination, % (Capacity index)	Outdoor Temperature (°F, DB)	Indoor Temperature (°F, WB)													
		57		61		64		67		69		72		75	
		TC MBH	PI kW	TC MBH	PI kW	TC MBH	PI kW	TC MBH	PI kW	TC MBH	PI kW	TC MBH	PI kW	TC MBH	PI kW
50	23	21.3	0.92	24.5	1.00	29.2	1.16	30.5	1.26	32.4	1.37	36.3	1.47	40.4	1.67
	27	21.2	0.92	24.5	1.00	29.1	1.17	30.5	1.27	32.4	1.38	36.3	1.48	40.4	1.68
	32	21.1	0.92	24.5	1.00	29.0	1.18	30.5	1.28	32.4	1.39	36.3	1.49	40.4	1.69
	37	20.9	0.92	24.5	1.00	28.8	1.19	30.5	1.29	32.4	1.40	36.3	1.50	40.4	1.70
	41	20.8	0.92	24.5	1.00	28.7	1.20	30.5	1.31	32.4	1.41	36.3	1.51	40.4	1.71
	46	20.7	0.92	24.5	1.01	28.6	1.21	30.5	1.32	32.4	1.42	36.3	1.52	40.4	1.72
	50	20.6	0.92	24.5	1.02	28.5	1.22	30.5	1.33	32.4	1.43	36.3	1.53	40.4	1.73
	54	20.5	0.92	24.5	1.12	28.4	1.22	30.5	1.33	32.4	1.43	36.3	1.63	40.4	1.84
	57	20.5	0.92	24.5	1.12	28.4	1.33	30.3	1.33	32.4	1.43	36.3	1.63	40.4	1.84
	61	20.5	0.92	24.5	1.12	28.4	1.33	30.3	1.43	32.4	1.43	36.2	1.63	40.3	1.84
	64	20.5	1.02	24.5	1.12	28.4	1.33	30.3	1.43	32.3	1.53	36.2	1.73	40.3	1.84
	68	20.5	1.02	24.3	1.12	28.3	1.33	30.3	1.43	32.3	1.53	36.2	1.73	40.3	1.94
	70	20.5	1.02	24.3	1.22	28.3	1.33	30.2	1.43	32.2	1.53	36.1	1.73	40.2	1.94
	73	20.4	1.02	24.3	1.22	28.3	1.33	30.2	1.43	32.2	1.53	36.1	1.73	40.2	1.94
	77	20.4	1.02	24.3	1.22	28.3	1.43	30.2	1.53	32.2	1.63	36.1	1.84	40.2	2.14
	81	20.4	1.02	24.3	1.22	28.2	1.43	30.2	1.63	32.2	1.73	36.1	1.94	40.1	2.24
	84	20.4	1.12	24.2	1.33	28.2	1.53	30.1	1.73	32.0	1.84	36.0	2.14	40.1	2.45
	88	20.4	1.22	24.2	1.43	28.2	1.63	30.1	1.84	32.0	1.94	36.0	2.24	40.1	2.55
	91	20.4	1.22	24.2	1.53	28.2	1.73	30.1	1.94	32.0	2.04	36.0	2.35	40.0	2.75
	95	20.3	1.33	24.1	1.53	28.1	1.84	30.0	2.04	31.9	2.14	35.9	2.55	39.8	2.85
99	19.6	1.33	23.4	1.53	27.2	1.84	29.1	2.04	31.0	2.24	34.8	2.55	38.7	2.85	
102	19.2	1.33	23.0	1.53	26.7	1.84	28.5	2.04	30.3	2.24	34.1	2.55	37.9	2.96	
108	19.2	1.43	23.0	1.63	26.7	2.04	28.5	2.14	30.3	2.35	34.1	2.65	37.9	3.16	
111	19.2	1.43	23.0	1.73	26.7	2.14	28.5	2.24	30.3	2.45	34.1	2.85	37.9	3.26	
115	19.2	1.53	23.0	1.84	26.7	2.24	28.5	2.45	30.3	2.55	34.1	2.96	37.9	3.47	
118	19.2	1.61	23.0	1.92	26.7	2.32	28.5	2.60	30.3	2.63	34.1	3.04	37.9	3.62	

10. Capacity Table

Heating

TC (Total Capacity, MBH), PI (Power Input, kW)

Combi. (%)	Outdoor Temperature (°F)		Indoor Temperature (°F, DB)									
			61		65		70		72		75	
	DB	WB	TC MBH	PI kW	TC MBH	PI kW	TC MBH	PI kW	TC MBH	PI kW	TC MBH	PI kW
130	-12.6	-13	35.2	2.6	35.2	2.9	34.9	3.2	34.9	3.5	34.5	3.8
	-7.1	-7.6	39.9	3.1	39.9	3.4	39.6	3.7	39.6	3.9	39.1	4.2
	-4	-4.4	42.6	3.4	42.6	3.6	42.3	3.9	42.3	4.2	41.9	4.4
	1	0	46.4	3.8	46.4	4.0	46.1	4.3	46.1	4.5	45.7	4.7
	5	3	49.1	4.1	48.7	4.4	48.7	4.6	48.4	4.8	48.4	5.1
	10	9	51.4	4.3	51.4	4.6	51.4	4.8	51.0	5.0	51.0	5.2
	14	12	54.0	4.6	54.0	4.8	53.7	5.0	53.7	5.2	53.2	5.4
	19	18	58.1	4.7	58.1	4.8	58.1	5.0	57.8	5.2	57.8	5.4
	23	21	60.8	4.8	60.8	5.0	60.4	5.2	60.4	5.3	60.0	5.5
	27	25	63.1	4.7	63.1	4.9	63.1	5.0	62.8	5.2	62.8	5.4
	32	30	66.9	4.9	66.9	5.0	66.9	5.2	66.4	5.3	66.4	5.5
	37	36	70.7	5.0	70.7	5.2	70.2	5.3	70.2	5.5	69.9	5.6
	44	40	72.9	5.1	72.9	5.3	72.9	5.4	72.5	5.6	72.5	5.7
	47	43	75.5	5.2	75.2	5.3	75.2	5.4	75.2	5.6	74.8	5.7
	51	47	77.8	5.2	77.8	5.3	77.5	5.4	77.5	5.6	77.0	5.7
	54	50	80.1	5.3	80.1	5.4	80.1	5.5	79.6	5.7	79.6	5.5
57	53	82.8	5.3	82.8	5.5	82.3	5.6	82.3	5.7	82.3	5.3	
60	56	85.4	5.4	85.0	5.5	85.0	5.7	82.8	5.6	82.8	5.1	
120	-12.6	-13	34.9	3.0	34.9	3.3	34.9	3.5	34.5	3.9	34.5	4.1
	-7.1	-7.6	39.6	3.5	39.6	3.7	39.6	4.0	39.1	4.2	39.1	4.5
	-4	-4.4	42.3	3.7	42.3	4.0	42.3	4.2	41.9	4.5	41.9	4.7
	1	0	46.1	4.1	46.1	4.3	46.1	4.6	45.7	4.8	45.7	5.0
	5	3	48.7	4.4	48.7	4.7	48.4	4.9	48.4	5.1	48.4	5.3
	10	9	51.4	4.7	51.0	4.8	51.0	5.1	51.0	5.3	50.6	5.5
	14	12	53.7	4.8	53.7	5.0	53.7	5.2	53.2	5.4	53.2	5.6
	19	18	58.1	4.9	57.8	5.1	57.8	5.3	57.8	5.4	57.5	5.6
	23	21	60.8	5.1	60.4	5.2	60.4	5.4	60.0	5.6	60.0	5.7
	27	25	63.1	4.9	62.8	5.1	62.8	5.2	62.8	5.4	62.3	5.5
	32	30	66.9	5.1	66.9	5.2	66.4	5.4	66.4	5.5	66.1	5.7
	37	36	70.7	5.2	70.2	5.4	70.2	5.5	69.9	5.6	69.9	5.8
	44	40	72.9	5.3	72.9	5.4	72.5	5.6	72.5	5.7	71.0	5.7
	47	43	75.2	5.3	75.2	5.5	74.8	5.6	74.8	5.7	71.0	5.4
	51	47	77.8	5.4	77.5	5.5	77.5	5.6	76.3	5.6	71.0	5.2
	54	50	80.1	5.4	80.1	5.6	79.6	5.7	76.3	5.4	71.0	5.0
57	53	82.8	5.5	82.3	5.6	81.6	5.7	76.3	5.2	71.0	4.8	
60	56	85.0	5.6	85.0	5.7	81.6	5.5	76.3	5.0	71.0	4.6	
110	-12.6	-13	34.9	3.4	34.9	3.7	34.5	4.0	34.5	4.2	33.5	4.4
	-7.1	-7.6	39.6	3.8	39.6	4.1	39.1	4.3	39.1	4.5	38.6	4.8
	-4	-4.4	42.3	4.1	42.3	4.3	41.9	4.5	41.9	4.8	41.5	5.0
	1	0	46.1	4.4	46.1	4.6	45.7	4.8	45.7	5.1	45.7	5.3
	5	3	48.7	4.8	48.4	5.0	48.4	5.2	48.4	5.4	47.9	5.6
	10	9	51.0	4.9	51.0	5.1	51.0	5.3	50.6	5.5	50.6	5.7
	14	12	53.7	5.1	53.7	5.3	53.2	5.5	53.2	5.7	53.2	5.8
	19	18	57.8	5.2	57.8	5.3	57.8	5.5	57.5	5.7	57.5	5.8
	23	21	60.4	5.3	60.4	5.4	60.0	5.6	60.0	5.8	60.0	5.9
	27	25	62.8	5.2	62.8	5.3	62.8	5.4	62.3	5.6	62.3	5.7
	32	30	66.4	5.3	66.4	5.4	66.4	5.6	66.1	5.7	65.4	5.7
	37	36	70.2	5.4	70.2	5.6	69.9	5.7	69.9	5.8	65.4	5.3
	44	40	72.5	5.5	72.5	5.6	72.5	5.8	69.9	5.6	65.4	5.1
	47	43	75.2	5.5	74.8	5.7	74.8	5.8	69.9	5.3	65.4	4.9
	51	47	77.5	5.5	77.5	5.7	74.8	5.5	69.9	5.1	65.4	4.7
	54	50	79.6	5.6	79.6	5.7	74.8	5.3	69.9	4.9	65.4	4.5
57	53	82.3	5.7	79.6	5.5	74.8	5.1	69.9	4.7	65.4	4.3	
60	56	84.2	5.7	79.6	5.3	74.8	4.9	69.9	4.6	65.4	4.2	

10. Capacity Table

TC (Total Capacity, MBH), PI (Power Input, kW)

Combi. (%)	Outdoor Temperature (°F)		Indoor Temperature (°F, DB)									
			61		65		70		72		75	
	DB	WB	TC	PI	TC	PI	TC	PI	TC	PI	TC	PI
			MBH	kW	MBH	kW	MBH	kW	MBH	kW	MBH	kW
100	-12.6	-13	34.5	3.8	34.5	4.1	36.2	4.3	34.1	4.5	34.1	4.8
	-7.1	-7.6	39.1	4.2	39.1	4.4	39.7	4.6	38.8	4.9	38.8	5.1
	-4	-4.4	41.9	4.4	41.9	4.7	41.9	4.8	41.5	5.1	41.5	5.3
	1	0	45.7	4.8	45.7	4.9	44.8	5.1	45.3	5.3	45.3	5.5
	5	3	48.4	5.1	48.4	5.3	47.1	5.4	47.9	5.6	47.9	5.8
	10	9	51.0	5.3	50.6	5.4	49.7	5.6	50.6	5.8	50.2	5.9
	14	12	53.2	5.4	53.2	5.6	52.3	5.7	52.9	5.9	52.9	6.1
	19	18	57.8	5.4	57.5	5.6	55.7	5.7	57.5	5.9	57.0	6.0
	23	21	60.0	5.5	60.0	5.7	58.3	5.8	59.6	5.9	59.3	6.0
	27	25	62.8	5.4	62.3	5.5	60.5	5.6	62.3	5.8	59.3	5.5
	32	30	66.4	5.5	66.1	5.6	64.2	5.8	63.4	5.5	59.3	5.1
	37	36	69.9	5.6	69.9	5.8	66.0	5.6	63.4	5.2	59.3	4.8
	44	40	72.5	5.7	72.2	5.8	66.0	5.4	63.4	5.0	59.3	4.6
	47	43	74.8	5.7	72.5	5.5	66.0	5.3	63.4	4.7	59.3	4.4
	51	47	76.7	5.7	72.5	5.3	66.6	4.9	63.4	4.5	59.3	4.2
	54	50	76.7	5.4	72.5	5.1	66.6	4.7	63.4	4.4	59.3	4.0
57	53	76.7	5.3	72.5	4.9	66.6	4.6	63.4	4.2	59.3	3.9	
60	56	76.7	5.1	72.5	4.7	66.6	4.4	63.4	4.1	59.3	3.8	
90	-12.6	-13	34.5	4.3	33.5	4.4	34.1	4.7	34.1	4.9	34.1	5.1
	-7.1	-7.6	39.1	4.6	38.6	4.8	38.8	5.0	38.8	5.2	38.8	5.4
	-4	-4.4	41.9	4.8	41.5	5.0	41.5	5.2	41.5	5.4	41.5	5.5
	1	0	45.7	5.1	45.7	5.3	45.3	5.4	45.3	5.6	45.3	5.8
	5	3	47.9	5.4	47.9	5.6	47.9	5.7	47.9	5.9	47.6	6.0
	10	9	50.6	5.6	50.6	5.7	50.6	5.9	50.2	6.0	50.2	6.2
	14	12	53.2	5.7	53.2	5.8	52.9	6.0	52.9	6.1	52.9	6.3
	19	18	57.5	5.7	57.5	5.8	57.5	5.9	57.0	6.1	53.2	5.6
	23	21	60.0	5.8	60.0	5.9	59.6	6.0	57.5	5.8	53.2	5.3
	27	25	62.3	5.6	62.3	5.7	61.2	5.7	57.5	5.2	53.2	4.8
	32	30	66.1	5.7	65.0	5.7	61.2	5.3	57.5	4.9	53.2	4.5
	37	36	69.1	5.7	65.0	5.3	61.2	4.9	57.5	4.6	53.2	4.2
	44	40	69.1	5.5	65.0	5.1	61.2	4.8	57.5	4.4	53.2	4.1
	47	43	69.1	5.2	65.0	4.9	61.2	4.5	57.5	4.2	53.2	3.9
	51	47	69.1	5.0	65.0	4.7	61.2	4.3	57.5	4.0	53.2	3.7
	54	50	69.1	4.8	65.0	4.5	61.2	4.2	57.5	3.9	53.2	3.6
57	53	69.1	4.6	65.0	4.3	61.2	4.0	57.5	3.7	53.2	3.5	
60	56	69.1	4.5	65.0	4.2	61.2	3.9	57.5	3.6	53.2	3.3	
80	-12.6	-13	34.1	4.7	34.1	4.9	34.1	5.0	34.0	5.3	34.0	5.4
	-7.1	-7.6	38.8	5.0	38.8	5.1	38.8	5.3	38.5	5.5	38.5	5.7
	-4	-4.4	41.5	5.2	41.5	5.3	41.5	5.5	41.2	5.7	41.2	5.8
	1	0	45.3	5.4	45.3	5.6	45.3	5.7	44.9	5.9	44.9	6.0
	5	3	47.9	5.7	47.9	5.9	47.6	6.0	47.6	6.2	47.2	6.3
	10	9	50.6	5.9	50.2	6.0	50.2	6.1	50.2	6.3	47.2	5.9
	14	12	52.9	6.0	52.9	6.1	52.9	6.2	51.0	6.0	47.2	5.5
	19	18	57.5	5.9	57.0	6.0	54.4	5.7	51.0	5.3	47.2	4.9
	23	21	59.6	6.0	57.8	5.9	54.4	5.4	51.0	5.0	47.2	4.6
	27	25	61.6	5.7	57.8	5.3	54.4	4.9	51.0	4.6	47.2	4.2
	32	30	61.6	5.3	57.8	4.9	54.4	4.6	51.0	4.3	47.2	3.9
	37	36	61.6	5.0	57.8	4.7	54.4	4.3	51.0	4.0	47.2	3.7
	44	40	61.6	4.8	57.8	4.5	54.4	4.2	51.0	3.8	47.2	3.6
	47	43	61.6	4.6	57.8	4.2	54.4	4.0	51.0	3.7	47.2	3.4
	51	47	61.6	4.3	57.8	4.1	54.4	3.8	51.0	3.5	47.2	3.3
	54	50	61.6	4.2	57.8	3.9	54.4	3.7	51.0	3.4	47.2	3.2
57	53	61.6	4.0	57.8	3.8	54.4	3.5	51.0	3.3	47.2	3.0	
60	56	61.6	3.9	57.8	3.7	54.4	3.4	51.0	3.2	47.2	3.0	

10. Capacity Table

TC (Total Capacity, MBH), PI (Power Input, kW)

Combi. (%)	Outdoor Temperature (°F)		Indoor Temperature (°F, DB)									
			61		65		70		72		75	
	DB	WB	TC MBH	PI kW	TC MBH	PI kW	TC MBH	PI kW	TC MBH	PI kW	TC MBH	PI kW
70	-12.6	-13	34.1	5.1	34.0	5.3	34.0	5.4	34.7	5.7	40.6	7.1
	-7.1	-7.6	38.8	5.4	38.5	5.5	38.5	5.6	38.8	5.9	41.0	6.5
	-4	-4.4	41.5	5.5	41.2	5.7	41.2	5.8	41.2	5.9	41.2	6.1
	1	0	45.3	5.7	44.9	5.9	44.9	6.0	44.6	6.0	41.5	5.5
	5	3	47.6	6.0	47.6	6.2	47.6	6.3	44.6	5.8	41.5	5.3
	10	9	50.2	6.2	50.2	6.3	47.6	5.9	44.6	5.5	41.5	5.0
	14	12	52.9	6.3	50.6	6.0	47.6	5.6	44.6	5.2	41.5	4.7
	19	18	53.7	5.6	50.6	5.3	47.6	4.9	44.6	4.5	41.5	4.2
	23	21	53.7	5.3	50.6	5.0	47.6	4.6	44.6	4.3	41.5	4.0
	27	25	53.7	4.9	50.6	4.5	47.6	4.2	44.6	3.9	41.5	3.6
	32	30	53.7	4.5	50.6	4.2	47.6	3.9	44.6	3.7	41.5	3.4
	37	36	53.7	4.3	50.6	4.0	47.6	3.7	44.6	3.5	41.5	3.2
	44	40	53.7	4.1	50.6	3.8	47.6	3.6	44.6	3.3	41.5	3.1
	47	43	53.7	3.9	50.6	3.7	47.6	3.4	44.6	3.2	41.5	3.0
	51	47	53.7	3.7	50.6	3.5	47.6	3.3	44.6	3.0	41.5	2.8
	54	50	53.7	3.6	50.6	3.4	47.6	3.2	44.6	2.9	41.5	2.7
57	53	53.7	3.5	50.6	3.3	47.6	3.1	44.6	2.8	41.5	2.6	
60	56	53.7	3.4	50.6	3.2	47.6	3.0	44.6	2.8	41.5	2.6	
60	-12.6	-13	34.0	5.5	36.8	6.3	40.8	7.2	38.1	6.6	35.5	6.2
	-7.1	-7.6	38.5	5.7	39.6	6.1	40.8	6.5	38.1	6.0	35.5	5.5
	-4	-4.4	41.2	5.9	41.2	6.0	40.8	6.1	38.1	5.6	35.5	5.1
	1	0	44.9	6.1	43.5	5.9	40.8	5.4	38.1	5.0	35.5	4.6
	5	3	46.1	6.0	43.5	5.6	40.8	5.2	38.1	4.8	35.5	4.5
	10	9	46.1	5.7	43.5	5.3	40.8	4.9	38.1	4.6	35.5	4.2
	14	12	46.1	5.3	43.5	5.0	40.8	4.7	38.1	4.3	35.5	4.0
	19	18	46.1	4.7	43.5	4.4	40.8	4.1	38.1	3.8	35.5	3.5
	23	21	46.1	4.5	43.5	4.2	40.8	3.9	38.1	3.6	35.5	3.4
	27	25	46.1	4.1	43.5	3.8	40.8	3.6	38.1	3.3	35.5	3.1
	32	30	46.1	3.8	43.5	3.6	40.8	3.3	38.1	3.1	35.5	2.9
	37	36	46.1	3.6	43.5	3.4	40.8	3.1	38.1	2.9	35.5	2.7
	44	40	46.1	3.5	43.5	3.2	40.8	3.0	38.1	2.8	35.5	2.6
	47	43	46.1	3.3	43.5	3.1	40.8	2.9	38.1	2.7	35.5	2.5
	51	47	46.1	3.2	43.5	3.0	40.8	2.8	38.1	2.6	35.5	2.4
	54	50	46.1	3.0	43.5	2.9	40.8	2.7	38.1	2.5	35.5	2.3
57	53	46.1	3.0	43.5	2.8	40.8	2.6	38.1	2.4	35.5	2.3	
60	56	46.1	2.9	43.5	2.7	40.8	2.5	38.1	2.4	35.5	2.2	
50	-12.6	-13	38.5	6.7	36.1	6.3	34.0	5.8	31.8	5.4	29.6	4.9
	-7.1	-7.6	38.5	6.0	36.1	5.6	34.0	5.2	31.8	4.8	29.6	4.4
	-4	-4.4	38.5	5.6	36.1	5.3	34.0	4.9	31.8	4.5	29.6	4.2
	1	0	38.5	5.1	36.1	4.7	34.0	4.4	31.8	4.1	29.6	3.8
	5	3	38.5	4.9	36.1	4.6	34.0	4.2	31.8	3.9	29.6	3.6
	10	9	38.5	4.6	36.1	4.3	34.0	4.0	31.8	3.7	29.6	3.5
	14	12	38.5	4.3	36.1	4.1	34.0	3.8	31.8	3.5	29.6	3.3
	19	18	38.5	3.8	36.1	3.6	34.0	3.3	31.8	3.1	29.6	2.9
	23	21	38.5	3.6	36.1	3.4	34.0	3.2	31.8	3.0	29.6	2.8
	27	25	38.5	3.3	36.1	3.1	34.0	2.9	31.8	2.7	29.6	2.5
	32	30	38.5	3.1	36.1	2.9	34.0	2.7	31.8	2.6	29.6	2.4
	37	36	38.5	2.9	36.1	2.8	34.0	2.6	31.8	2.4	29.6	2.3
	44	40	38.5	2.8	36.1	2.7	34.0	2.5	31.8	2.4	29.6	2.2
	47	43	38.5	2.7	36.1	2.6	34.0	2.4	31.8	2.2	29.6	2.1
	51	47	38.5	2.6	36.1	2.5	34.0	2.3	31.8	2.2	29.6	2.0
	54	50	38.5	2.5	36.1	2.4	34.0	2.2	31.8	2.1	29.6	2.0
57	53	38.5	2.5	36.1	2.3	34.0	2.2	31.8	2.0	29.6	1.9	
60	56	38.5	2.4	36.1	2.2	34.0	2.1	31.8	2.0	29.6	1.9	

11. Capacity Correction

AM036FXMDCH/AA, AM048FXMDCH/AA, AM053FXMDCH/AA, AM060MXMDCH/AA

Cooling



		Pipe Length (ft)																	
		25	33	66	98	131	164	197	230	262	295	328	361	394	427	459	492	525	558
Level Difference (ft)	164	-	-	-	-	-	0.93	0.91	0.89	0.88	0.92	0.90	0.88	0.86	0.84	0.82	0.80	0.78	0.76
	131	-	-	-	-	0.95	0.93	0.91	0.89	0.88	0.92	0.90	0.88	0.86	0.84	0.82	0.80	0.78	0.76
	98	-	-	-	0.96	0.95	0.93	0.91	0.89	0.88	0.92	0.90	0.88	0.86	0.84	0.82	0.80	0.78	0.76
	66	-	-	0.98	0.96	0.95	0.93	0.91	0.89	0.88	0.92	0.90	0.88	0.86	0.84	0.82	0.80	0.78	0.76
	33	-	1.00	0.98	0.96	0.95	0.93	0.91	0.89	0.88	0.92	0.90	0.88	0.86	0.84	0.82	0.80	0.78	0.76
	0	1.00	1.00	0.98	0.96	0.95	0.93	0.91	0.89	0.88	0.92	0.90	0.88	0.86	0.84	0.82	0.80	0.78	0.76
	-33	-	1.00	0.98	0.96	0.94	0.93	0.91	0.89	0.88	0.92	0.90	0.88	0.86	0.84	0.82	0.80	0.78	0.76
	-66	-	-	0.98	0.96	0.94	0.92	0.91	0.89	0.87	0.92	0.90	0.88	0.86	0.84	0.82	0.80	0.78	0.76
	-98	-	-	-	0.96	0.94	0.92	0.90	0.88	0.87	0.92	0.90	0.88	0.86	0.84	0.82	0.80	0.78	0.76
	-131	-	-	-	-	0.94	0.92	0.90	0.88	0.87	0.91	0.89	0.87	0.85	0.83	0.81	0.79	0.77	0.75

Heating

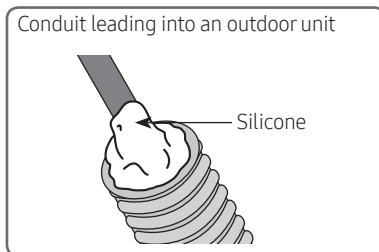


		Pipe Length (ft)																		
		25	33	66	98	131	164	197	230	262	295	328	361	394	427	459	492	525	558	591
Level Difference (ft)	164	-	-	-	-	-	0.98	0.97	0.97	0.96	0.96	0.96	0.96	0.95	0.95	0.94	0.94	0.94	0.93	0.93
	131	-	-	-	-	0.98	0.98	0.97	0.97	0.96	0.96	0.96	0.96	0.95	0.95	0.94	0.94	0.94	0.93	0.93
	98	-	-	-	0.99	0.98	0.98	0.97	0.97	0.96	0.96	0.96	0.96	0.95	0.95	0.94	0.94	0.94	0.93	0.93
	66	-	-	0.99	0.99	0.98	0.98	0.97	0.97	0.96	0.96	0.96	0.96	0.95	0.95	0.94	0.94	0.94	0.93	0.93
	33	-	1.00	0.99	0.99	0.98	0.98	0.97	0.97	0.96	0.96	0.96	0.96	0.95	0.95	0.94	0.94	0.94	0.93	0.93
	0	1.00	1.00	0.99	0.99	0.98	0.98	0.97	0.97	0.96	0.96	0.96	0.96	0.95	0.95	0.94	0.94	0.94	0.93	0.93
	-33	-	1.00	0.99	0.99	0.98	0.98	0.97	0.97	0.96	0.96	0.96	0.96	0.95	0.95	0.94	0.94	0.94	0.93	0.93
	-66	-	-	0.99	0.99	0.98	0.98	0.97	0.97	0.96	0.96	0.96	0.96	0.95	0.95	0.94	0.94	0.94	0.93	0.93
	-98	-	-	-	0.99	0.98	0.98	0.97	0.97	0.96	0.96	0.96	0.96	0.95	0.95	0.94	0.94	0.94	0.93	0.93
	-131	-	-	-	-	0.98	0.98	0.97	0.97	0.96	0.96	0.96	0.96	0.95	0.95	0.94	0.94	0.94	0.93	0.93

12. Installation

Wiring work

- Wiring work should be performed in accordance with related laws such as 'Technical specification on electric installation', 'Wiring regulations' or 'Installation manual'.
- Copper cable should be used for wiring work and all the wires or parts should be rated products.
- Wiring work should be performed by a company certified by an electric power company.
- Refer to the circuit diagram attached to the outdoor unit for detailed wiring work.
- Wiring work should be performed after disconnecting main circuit breaker and Y-joint switch.
- You must perform grounding work .
(Grounding resistance value should be less than 100Ω.)
When ELCB is installed, protective grounding resistance value can be applied.
(When the ELCB is 100mA, 0.1sec, protective grounding resistance value should be less than 250Ω at a place where electric danger is high and should be less than 500Ω at other places.)
- Electric wiring circuit diagram displays outline only.
- Do not connect a heater to an outdoor unit and do not install a duct which you arbitrarily remodeled.
 - Failure to do so may result in reduced capacity of an air conditioner, electric shock, and fire.
- Do not connect the grounding wire to that of gas pipe, water pipe, lightning rod, or telephone.
 - Gas pipe: If the gas leaks, explosion or ignition may occur.
 - Water pipe: If rigid vinyl pipe is used, grounding effect will not work.
 - Grounding wire and lightning rod of telephone: The electric potential of grounding wire may rise abnormally in the falling of a thunderbolt.
- The ELB for ground-fault protection only should be combined with MCCB or fuse equipped load breaker switch. In this case, you should use the one that has at least the same or more capacity as fuse capacity or the rated current of MCCB.
- Use the wires that comply with regulated specification and firmly connect to the terminal board. Then tighten it with the screws provided so that the terminal board cannot be moved by external force. (The connecting cable and the grounding terminal should be locally procured). When wiring, the connection cable shouldn't be too tight.
- Apply silicon at the end of CD pipe so that rainwater does not enter.



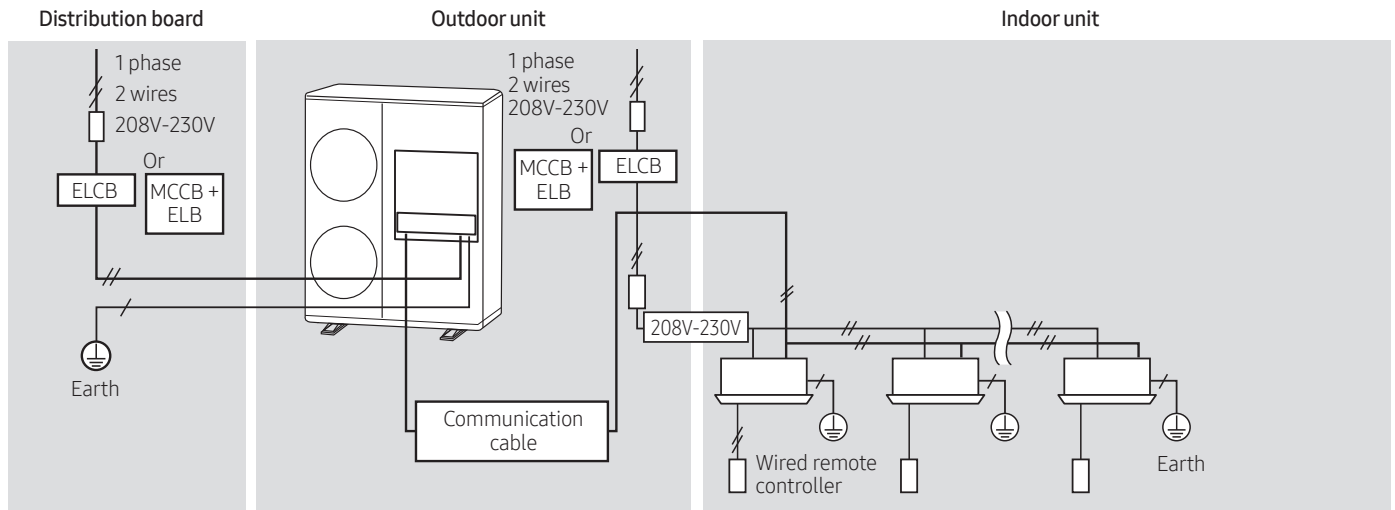
※ In case you want more information about the controllers and accessories, please refer to the Controller and Accessory TDB on pvi.Samsung.com site or Global Partner Portal site.

12. Installation

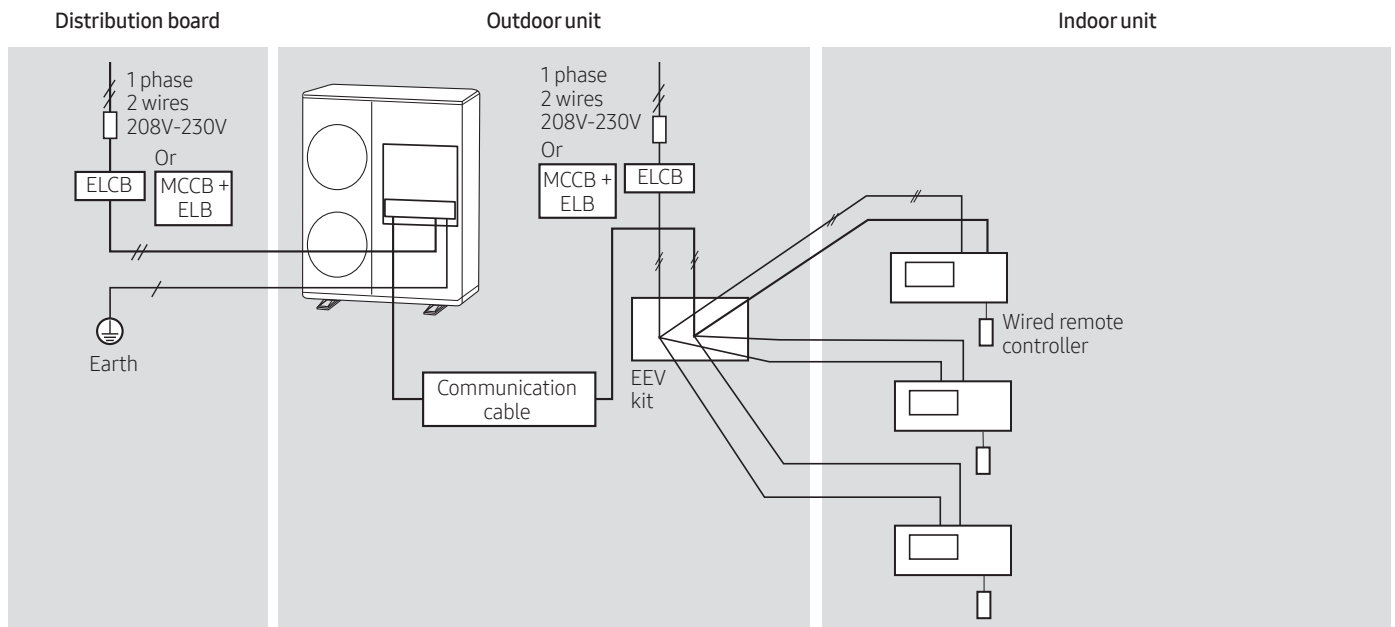
Wiring work

Overall System Configuration

Connection of the power cable (1 phase 2 wires)



Connection of the power cable (1 phase 2 wires using EEV kit)



- You must install an earth leakage breaker.
 - ELCB(Earth Leakage Circuit Breaker)
 - MCCB(Molded Case Circuit Breaker)
 - ELB(Earth Leakage fuse breaker)
- Manufacturers are not responsible for fire caused by not installing ELCB or MCCB.
- Install the cabinet panel near the outdoor unit for service convenience and emergency operation switch off.
- You must install a circuit breaker that can prevent excess current and shut off the electric leakage on the outdoor unit.


※ In case you want more information about the controllers and accessories, please refer to the Controller and Accessory TDB on pvi.Samsung.com site or Global Partner Portal site.

12. Installation

Installation location

- Make a space for ventilation and service as seen in the picture.
- When multiple outdoor units are combined for installation, allow enough space for ventilation against a wall. If the ventilation space is not allowed, product malfunction may occur.
- The side with logo is the front side of the outdoor unit.

✧ Figure Description

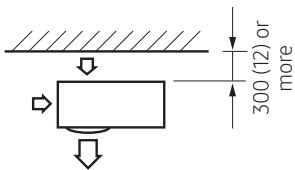


- Air flow direction.

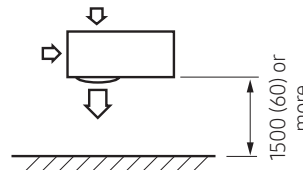
When installing 1 outdoor unit

Unit: mm (inch)

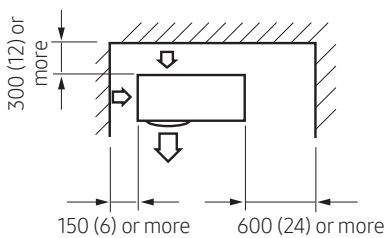
✧ When the air outlet is opposite the wall



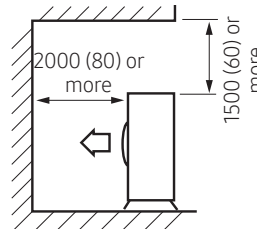
✧ When the air outlet is toward the wall



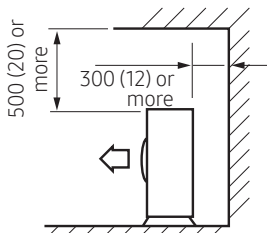
✧ When 3 sides of the outdoor unit are blocked by the wall



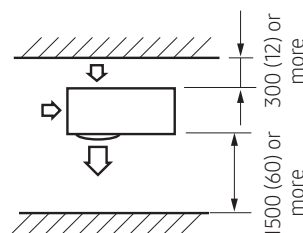
✧ The upper part of the outdoor unit is blocked and the air outlet is toward the wall



✧ The upper part of the outdoor unit is blocked and the air outlet is opposite the wall



✧ When the walls are blocking front and the rear of the outdoor unit



✧ In case you want more information about the controllers and accessories, please refer to the Controller and Accessory TDB on pvi.Samsung.com site or Global Partner Portal site.

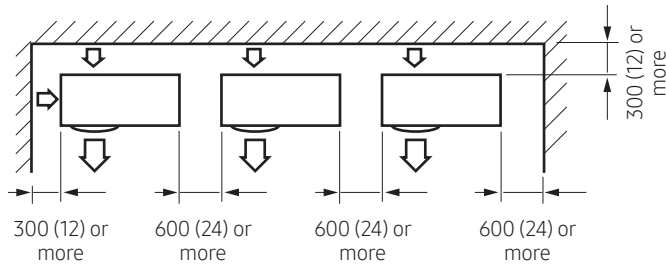
12. Installation

Installation location

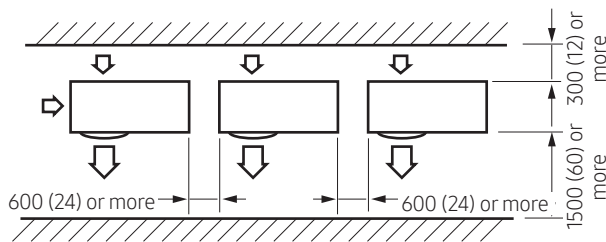
When installing more than 1 outdoor unit

Unit: mm (inch)

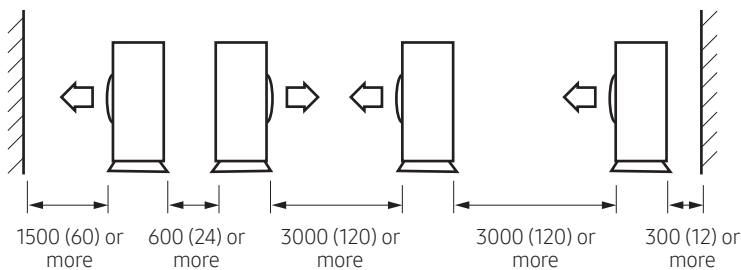
※ When 3 sides of the outdoor unit are blocked by the wall



※ When the walls are blocking front and the rear of the outdoor units



※ When front and rear side of the outdoor unit is toward the wall

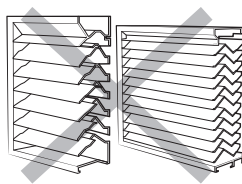


- Should adopt bar type louver. Don't use a type of rain resistance louver.

[Bar type louver]



[Rain resistance louver]



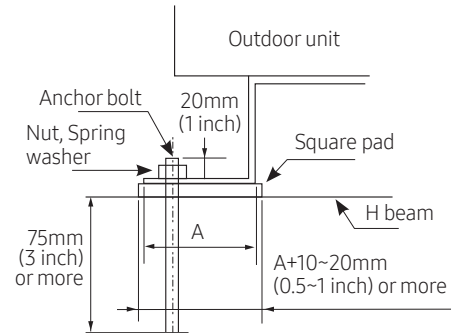
- Louver specifications.
 - Angle criteria : less than 20°
 - Opening ratio criteria : greater than 80%

※ In case you want more information about the controllers and accessories, please refer to the Controller and Accessory TDB on pvi.Samsung.com site or Global Partner Portal site.

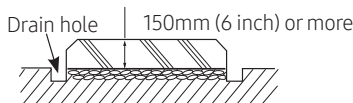
12. Installation

Installation and base ground work for an outdoor unit

- Install the outdoor unit 150mm (6 inch) higher than the base ground and install the drain hole to connect the pipe to the drainage.
- When the front fan of an outdoor unit is installed in a place where the average snowfall is more than 150mm (6inch), the discharge duct should be attached to the outdoor unit.
- The concrete foundation should be 1.5 times larger than bottom of the outdoor unit.
- It is necessary to install wire mesh or steel bar when outdoor units are installed on a soft foundation.
- When installing multiple outdoor units at the same place, install the H beam on the base ground.
(When installing a number of outdoor units, you can install it on the base ground.)
- Install the H beam [150mm (6 inch) x 150mm (6 inch) x t10 : basic specification] or vibration absorption frame to jut out from the base ground.
- After installing the H beam, apply corrosion protection.
- Install a square pad [t=20mm (1 inch) or more] to prevent vibration from the outdoor unit onto the base ground. Place the outdoor unit on the H beam and fix it with the bolt, nut and washer. (Fix with M10 basic anchor bolt, nut and washer.)



Base ground work

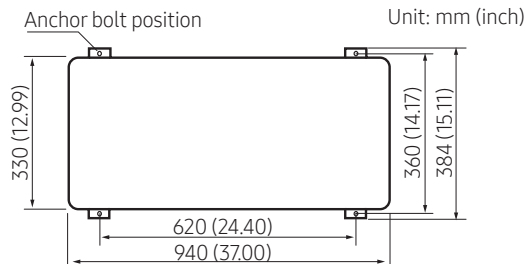


< When installing on the ground >

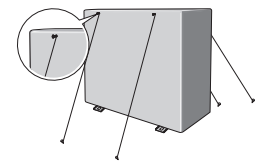


< When installing on the roof >

- The outdoor unit should be supported within the range of measurement below for base ground work.



- When the outdoor unit needs to be supported, fix it with wire as shown in the picture.
 - Slightly unwind the four screws on the cover top of the outdoor unit.
 - Wind wires round the four screws and fasten the screws again.
 - Fix the wires to the ground.



- If the outdoor unit is not fixed securely, product may fall and it might cause loss of life or property damage.
- Do not install the outdoor unit on a wood palette.
- Fix the outdoor unit securely to the base ground with anchor bolts.
- The manufacturer is not responsible for the damage occurred by not adhering to the standard of the installation.
- To protect the outdoor unit from external condition such as rain, install it on the base ground and connect the drain pipe to the drainage.

※ In case you want more information about the controllers and accessories, please refer to the Controller and Accessory TDB on pvi.Samsung.com site or Global Partner Portal site.

12. Installation

Refrigerant pipe installation

Refrigerant pipe work

- The length of refrigerant pipe should be as short as possible and the height difference between an indoor unit and outdoor unit should be minimized.
- The piping length between the outdoor unit and the indoor unit may not exceed the allowable piping length, height difference, and the allowable length after branching is done.
- The pressure of the R410A is high. Use only certified refrigerant pipe and follow the installation method.
- After pipe installation, charge the refrigerant according to the length of the pipe and R410A refrigerant should be used.
- Use clean refrigerant pipe and there shouldn't be any harmful ion, oxide, dust, iron content or moisture inside pipe.
- Use tools and accessories that fit on R410A only.



- When installing, make sure there is no leakage. When collecting the refrigerant, stop the compressor first before removing the connection pipe. If the refrigerant pipe is not properly connected and the compressor works with the service valve open, the pipe inhales the air and it makes the pressure inside of the refrigerant cycle abnormally high. It may cause explosion and injury.

Tool	Work	If compatible with conventional tool	
Pipe cutter	Refrigerant pipe work	Pipe cutting	Compatible
Flaring tool		Pipe flaring	
Refrigerant oil		Apply refrigerant oil on flared part	Exclusive ether oil, ester oil, alkali benzene oil or synthetic oil
Torque wrench		Connect flare nut with pipe	Compatible
Pcr.)ipe bender		Pipe bending	
Nitrogen gas	Air tightening test	Inhibition of oxidization	Compatible
Brazing tool		Pipe brazing	
Manifold gauge	Air tightening test ~ additional refrigerant charging	Vacuuming, charging and checking operation	Need exclusive one to prevent mixture of R22 refrigerant oil use and also the measurement is not available due to the high pressure.
Refrigerant charging hose			Need exclusive one due to the refrigerant leakage or inflow of impurities.
Vacuum pump	Vacuum drying	Compatible (Use products which contain the check valve to prevent the oil from flowing backward into the outdoor unit.) Use the one that can be vacuumed up to 100.7kpa(5Torr.-755mmHg).	
Scale for refrigerant charging		Compatible	
Gas leak detector		Gas leak test	Need exclusive one (The one for R134A can be used)
Flare nut	You must use the flare nut equipped with product. Refrigerant leakage may occur when the conventional flare nut for R22 is used.		

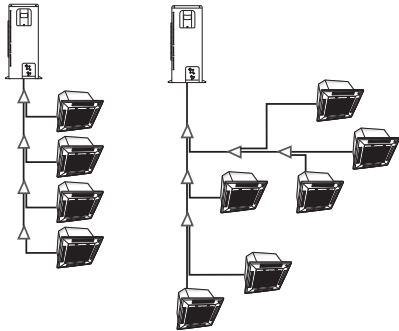
※ In case you want more information about the controllers and accessories, please refer to the Controller and Accessory TDB on pvi.Samsung.com site or Global Partner Portal site.

12. Installation

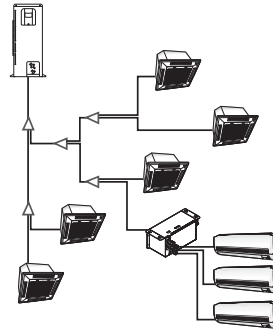
Refrigerant pipe installation

Refrigerant pipe installation examples

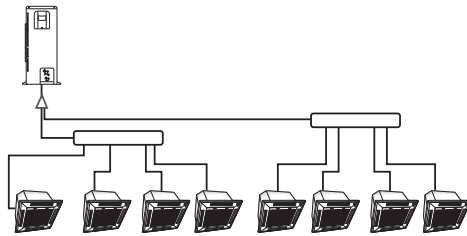
Using a Y-joint



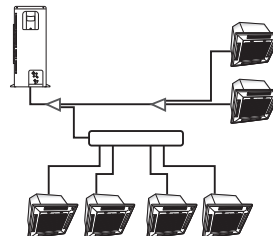
Using a Y-joint/EEV kit



Using a header joint



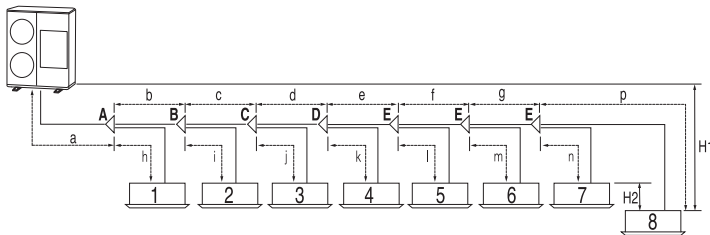
Using a header joint/ Y-joint



Allowable length of the refrigerant pipe and the installation examples

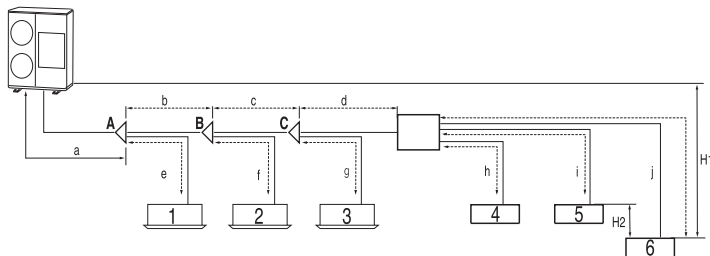
Connection by Y-joint

Outdoor unit



Connection by Y-joint/EEV kit

Outdoor unit



※ In case you want more information about the controllers and accessories, please refer to the Controller and Accessory TDB on pvi.Samsung.com site or Global Partner Portal site.

12. Installation

Refrigerant pipe installation

Classification		Y-joint connection	Y-joint / EEV kit connection
Maximum allowable length of pipe	Outdoor unit ~ Indoor units	Actual Length	The distance between the outdoor unit and the farthest indoor unit $\leq 150\text{m}$ (492') Ex) 8 indoor units $a+b+c+d+e+f+g+p \leq 150\text{m}$ (492')
		Equivalent length	The distance between an outdoor unit and the farthest indoor unit $\leq 175\text{m}$ (574')
		Main pipe length	The main pipe(a) from the outdoor unit to the first Y-joint should be less than 110m (361').
		Total length	The sum of the total length of pipes should be less than 300m (984').
Maximum allowable height	Outdoor unit ~ Indoor units	Height	H1: The difference of height between an outdoor unit and indoor unit $< 50\text{m}$ (164')
		Height	H2: The difference of height between indoor units $\leq 15\text{m}$ (49')
Maximum allowable length after Y-joint		Actual Length	The distance between the first Y-joint and the farthest indoor unit $\leq 40\text{m}$ (131') Ex) 8 indoor units $b+c+d+e+f+g+p \leq 40\text{m}$ (131')
			Allowable length between EEV kit and an indoor unit $\leq 20\text{m}$ (65') Ex) h, l, j $\leq 20\text{m}$ (65')

EEV Kit		Model name	Remarks		
EEV Kit ~ Indoor units	Actual pipe length	2m (6.6') or less	1 indoor	Apply to products without EEV (Wall mounted & ceiling)	
		20m (66') or less	MEV-E24SA		2 indoor
			MEV-E32SA		
			MXD-E24K132A		3 indoor
			MXD-E24K200A		
			MXD-E32K200A		
MXD-E24K232A					
MXD-E24K300A					
MXD-E32K224A					
MXD-E32K300A					

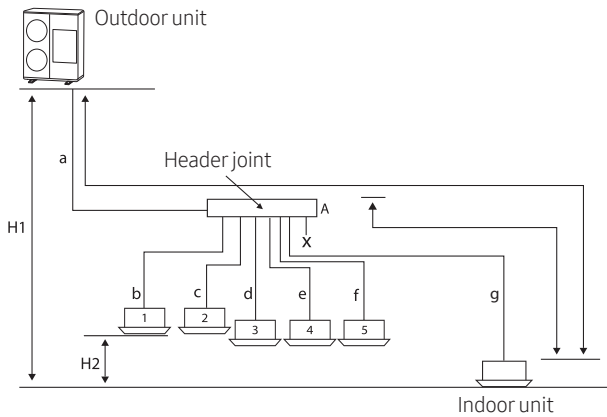
※ When the equivalent length between an outdoor unit and the farthest indoor unit exceeds 90m (295'), upgrade the low pressure pipe of the main pipe one step.

※ In case you want more information about the controllers and accessories, please refer to the Controller and Accessory TDB on pvi.Samsung.com site or Global Partner Portal site.

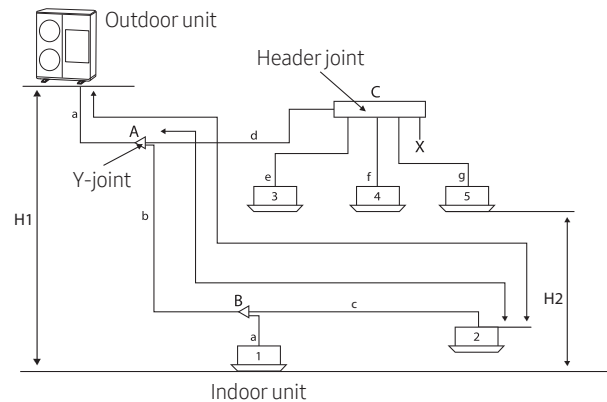
12. Installation

Refrigerant pipe installation

Connection by header joint



Connection by Y-joint/header joint



Classification		Header joint connection		Y-joint / header joint connection	
Maximum allowable length of pipe	Outdoor unit ~ Indoor units	Actual Length	The distance between an outdoor unit and the farthest indoor unit $\leq 150\text{m}$ (492')	Ex) 8 indoor units	$a+g \leq 150\text{m}$ (492')
		Equivalent length	The distance between an outdoor unit and the farthest indoor unit $\leq 175\text{m}$ (574')	Ex) 8 indoor units	$a+b+c \leq 150\text{m}$ (492')
		Main pipe length	The main pipe (a) from the outdoor unit to the first Y-joint should be less than 110m (361').		
		Total length	The sum of total length of pipes should be less than 300m (984').		
Maximum allowable height	Outdoor unit ~ Indoor units	Height	H1: The difference in height between an outdoor unit and indoor unit $< 50\text{m}$ (164')		
		Height	H2: The difference in height between indoor units $\leq 15\text{m}$ (49')		
Maximum allowable length after Y-joint		Actual Length	The distance between the header joint and the indoor unit $\leq 40\text{m}$ (131')	Ex) b, c ~ f, g $\leq 40\text{m}$ (131')	The distance between the first Y-joint and the farthest indoor unit $\leq 40\text{m}$ (131')
				Ex) 8 indoor units	$b+c, d+g \leq 40\text{m}$ (131')

* When the equivalent length between an outdoor unit and the farthest indoor unit exceeds 90m (295'), upgrade the low pressure pipe of the main pipe one step.

* In case you want more information about the controllers and accessories, please refer to the Controller and Accessory TDB on pvi.Samsung.com site or Global Partner Portal site.

12. Installation

Refrigerant pipe installation

Selecting additional refrigerant charging

- Basic refrigerant
The basic amount of additional refrigerant charged at a factory

Model	Refrigerant	Factory charge	
		kg	lbs
AM036MXMDCH*	R410A	3.2	7.055
AM048MXMDCH*		3.2	7.055
AM053MXMDCH*		3.3	7.275
AM060MXMDCH*		3.7	8.2

- Charging additional refrigerant

The amount of additional refrigerant charging = The amount of refrigerant charging for pipe + the amount of refrigerant correction charging for an indoor unit.

- (1) The amount of additional refrigerant depending on the pipe size.
- Amount of additional refrigerant has to be calculated based on the sum of all liquid pipe length.

Size of liquid pipe [mm(inch)]	6.35 (1/4)	9.52 (3/8)	12.7 (1/2)	15.88 (5/8)
Additional amount [kg/m (lb/ft)]	0.02 (0.013)	0.06 (0.040)	0.125 (0.084)	0.18 (0.121)

Additional refrigerant charging calculation = The sum of total length of Ø 9.52 liquid pipe(m) x 60g + the sum of total length of Ø 6.35 liquid pipe(m) x 20g

Ex a(Ø 9.52)=40m(131.23'), b+c+d(Ø 9.52)=15m(49.21'), e+f+g(Ø 6.35)=15m(49.21')

The amount of additional refrigerant = 55m(180.45') x 60g + 15m(49.21') x 20g = 3600g

- (2) The amount of additional refrigerant for each indoor unit

[Unit: kg(lb)]

Capacity(kBtu)	6	7.5	9	9.5	12	15	18	20	24	27	30	36	48	54
1way cassette (AM***FN1DC*/AA)		0.25 (0.55)		0.25 (0.55)	0.25 (0.55)									
Mini 4way cassette S (600x600) (AM***FNND C*/AA)					0.37 (0.82)		0.37 (0.82)	0.37 (0.82)	0.37 (0.82)					
4way cassette (AM***FN4DC*/AA)			0.45 (0.99)				0.45 (0.99)		0.45 (0.99)		0.69 (1.52)	0.69 (1.52)	0.69 (1.52)	
360 cassette (AM***KN4DC*/AA)			0.45 (0.99)		0.45 (0.99)		0.45 (0.99)		0.45 (0.99)		0.69 (1.52)	0.69 (1.52)	0.69 (1.52)	
Floor Standing Unit (AM***JNFDC*/AA, AM***JNGDC*/AA)	0.12 (0.26)		0.22 (0.49)		0.22 (0.49)		0.32 (0.72)		0.32 (0.72)					
Slim duct (AM***FNLD C*/AA)		0.24 (0.53)		0.24 (0.53)	0.24 (0.53)		0.45 (0.99)		0.45 (0.99)		0.45 (0.99)	0.45 (0.99)	0.62 (1.37)	
MA duct (AM***JNMDC*/AA)		0.37 (0.81)	0.37 (0.81)		0.37 (0.81)	0.54 (1.19)	0.54 (1.19)		0.47 (1.04)	0.47 (1.04)	0.47 (1.04)	0.68 (1.50)	0.68 (1.50)	
MSP duct (AM***FNMDC*/AA)							0.28 (0.62)		0.28 (0.62)		0.54 (1.19)	0.54 (1.19)	0.68 (1.50)	
HSP duct (AM***FNHDC*/AA)												0.68 (1.50)	0.68 (1.50)	
Wall mounted (AM***FN TDC*/AA)		0.24 (0.53)		0.24 (0.53)	0.24 (0.53)		0.36 (0.79)	0.36 (0.79)	0.36 (0.79)					

※ In case you want more information about the controllers and accessories, please refer to the Controller and Accessory TDB on pvi.Samsung.com site or Global Partner Portal site.

12. Installation

[Unit: kg(lb)]

Capacity(kBtu)	6	7.5	9	9.5	12	15	18	20	24	27	30	36	48	54
Model														
Ceiling (AM***FNCDC*/AA, AM***JNCDC*/AA)							0.39 (0.86)		0.39 (0.86)			0.56 (1.23)	0.95 (2.09)	
V-AHU (AM***JNZDC*/AA)					0.33 (0.73)		0.5 (1.10)		0.5 (1.10)		0.83 (1.83)	0.88 (1.94)	1.18 (2.60)	1.27 (2.80)

Ex) When the indoor unit AM023FN1DCH/AA and AM052FNDNCH/AA are combined
 Additional refrigerant charging = 250g + 450g = 700g

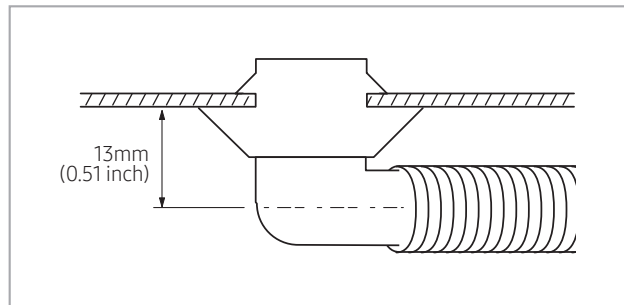
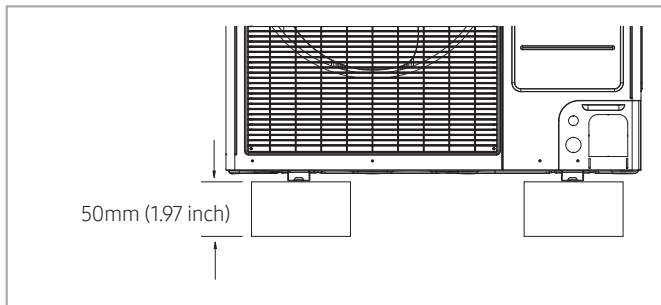
(3) The total amount of additional refrigerant charging = the amount of refrigerant charging for pipe + the amount of refrigerant for each indoor unit.

Ex) The amount of additional refrigerant charging = 3600g + 700g = 4300g

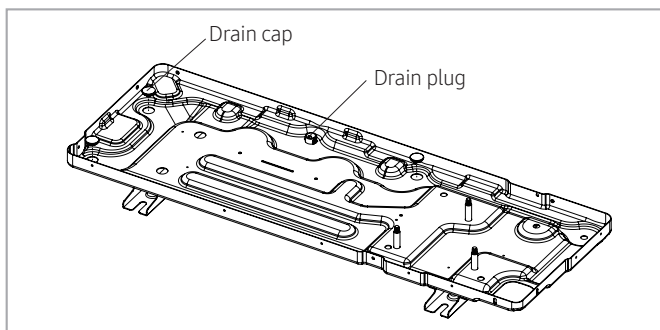
Connecting the drain hose to the outdoor unit

When using the air conditioner in the heating mode, ice may accumulate. During de-icing (defrost operation), the condensed water must be drained off safely. Consequently, you must install a drain hose on the outdoor unit, following the instructions below.

- Leave space of more than 50mm (1.97 inch) between the bottom of the outdoor unit and the ground for installation of the drain hose, as shown in figure.
- Insert the drain plug into the hole on the underside of the outdoor unit.
- Connect the drain hose to the drain plug.
- Ensure that the drained water runs off correctly and safely.



► Be sure to plug the rest of drain holes not connected with drain plugs using drain caps.



※ In case you want more information about the controllers and accessories, please refer to the Controller and Accessory TDB on pvi.Samsung.com site or Global Partner Portal site.

2023.07
Ver.2.4

Samsung Electronics Co., LTD.

Head Office (Suwon Korea) 129, Samsung-Ro, Yeongtong-Gu, Suwon City, Gyeonggi-Do, Korea 16677
Website : www.samsung.com, <https://partnerhub.samsung.com> Email : airconditioner@samsung.com
Images and data in this book may subject to change without prior notice.