




## GTMA, MID-EFFICIENCY 3-POSITION GAS FURNACE



**UPFLOW, HORIZONTAL  
LEFT AND RIGHT  
NATURAL GAS  
OR PROPANE**

- Designed for performance, comfort and energy savings
- Delivers whisper-quiet operation and long-lasting reliability
- Compact and versatile

## GTMA, MID-EFFICIENCY 3-POSITION GAS FURNACE

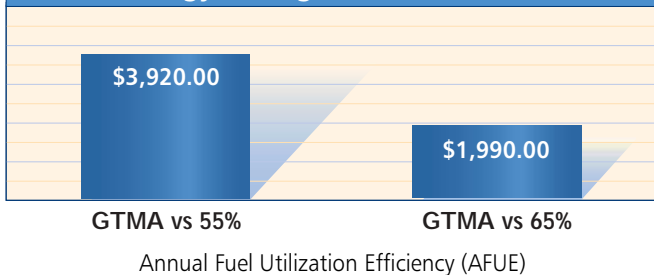
# Engineered for Home Heating Comfort and Efficiency

### 80% AFUE translates into significantly lower fuel bills

(AFUE = Annual Fuel Utilization Efficiency)

If your furnace is 25 years old or older, chances are that it is only 55% or 65% efficient. Refer to the chart below to see the savings you could realize by installing an **Oneida Royal GTMA** furnace today.

#### \*5-Year Energy Savings



### Energy-saving features

#### Foil-faced Insulation

The durable cabinet is lined with foil-faced insulation to retain heat within the cabinet, allowing your furnace to run more efficiently.

#### Hot surface ignitor

The energy-saving, hot-surface igniter replaces the pilot light used on older systems to reduce fuel consumed when the furnace is in standby mode.

#### PSC direct-drive blower motor

The PSC motor reduces electrical consumption when compared to standard blower motors, and produces more CFM (cubic feet per minute) of airflow over older, belt-drive units.

### Compact and versatile

At just 36 inches high and 29 inches deep, the **Oneida Royal GTMA** fits into most tight spaces – even closets!

### Whisper-quiet operation features

Customers indicated that noise level was an important factor in their satisfaction with a furnace, so the **Oneida Royal GTMA** was designed to be “ultra quiet”.

- Sound-absorbing cabinet insulation
- Sealed bearing motors
- Dynamically-balanced blower

### Performance and comfort

The **GTMA** provides the best value in heating comfort for your family.

#### Four (4)-speed blowers

The multiple speed blowers allow airflow to be matched with the needs of your home, eliminating “gusts” of hot or cold air and increasing overall comfort.

#### Simple plug-in connections

The **Oneida Royal GTMA** is designed to interface with additional home comfort products (air conditioner, electronic air cleaner and humidifier) through simple plug-in connections to the integrated furnace control board.

### Long-lasting reliability

High-quality components make the **Oneida Royal** a sound investment that will help you sleep at night. Every component has to pass extensive testing, often simulating 20 years of operation, before it can be approved for use. Every **Oneida Royal** furnace is fired and tested before being released for shipping.

- Robustly-designed heat exchangers
- Heavy-gauge cabinets
- ISO certified manufacturing

### Easy installation and maintenance

- 3-position installation options
- Removable blower assembly
- Self-diagnostic integrated furnace control
- Multiple gas pipe and electrical connections
- Sealed bearing motors

The blower assembly is easily detached for service and cleaning with the removal of just two screws and a plug-in electrical connector.


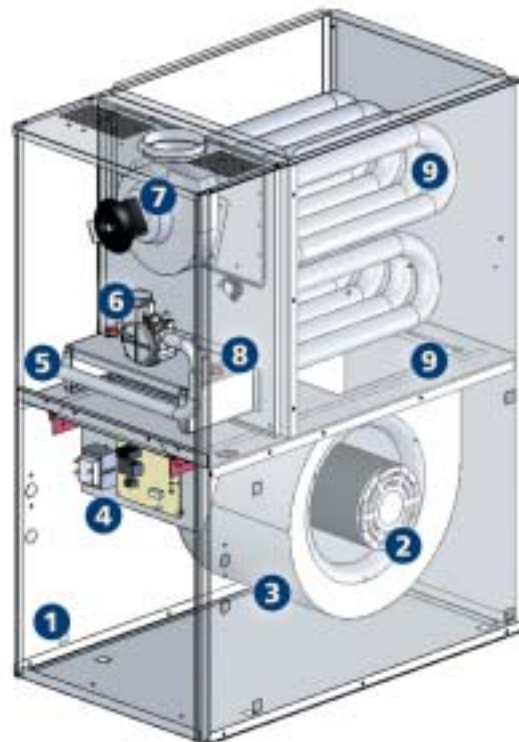


\*This chart depicts potential energy savings from the GTMA. Data used for this example was 80,000 BTU heat load, 7,000 Degree Days F per annum, fuel cost at 1.08 per therm or .38 per cubic metre. Actual savings may vary, depending on your local weather patterns and fuel rates, lifestyle and the air infiltration integrity of your building envelope. The cost savings presented are for demonstration purposes only and do not constitute a guarantee of performance for any product.

# Designed for Performance. Built to Last.

## GTMA KEY FEATURES

- 1. Durable Sound Reducing Insulated Cabinet**
  - Baked-on epoxy-based powder paint resists scratching and corrosion
  - Sound-absorbing foil-faced insulation retains heat and quiets operation
- 2. Four (4)-Speed Permanently Separated Capacitor Motor (PSC)**
  - Reduces electrical consumption over standard blower motors
  - Produces more CFM (cubic feet per minute) of airflow over older belt drive units
  - Airflow can be matched with the needs of your home, eliminating “gusts” of hot or cold air
  - Easily adapted for continuous slow speed operation
- 3. Dynamically Balanced Blower Assembly on Rails**
  - Whisper-quiet operation
  - Easily detached for servicing with the removal of two screws and a plug-in electrical connector
- 4. Self Diagnostic Integrated Furnace Control (IFC)**
  - Contains LED service indicator lights to ensure quick and accurate service calls
  - Constantly monitors all safety devices
  - Interfaces with additional home comfort products with simple plug-in connections
- 5. Aluminized Multi-Port in Shot Burners**
  - Corrosion resistant burners
  - Perfectly shapes the flame cone for maximum energy efficiency
- 6. Fast Opening Gas Valve**
  - Assures safe and reliable operation while providing maximum efficiency
- 7. Induced Draft Venting**
  - Maximizes heat transfer efficiencies of the exchanger design
- 8. Silicone Nitride Hot Surface Igniter**
  - Ignites the burners electronically for safe and efficient operation
  - Eliminates the pilot light that consumes fuel while the furnace in standby mode
- 9. Corrosion Resistant Aluminized-Steel Tubular Heat Exchanger**
  - Controlled wrinkle-bend design reduces thinning of metal in the bends
  - Backed by a lifetime guarantee



## Reliability and peace-of-mind

Oneida Royal's **Limited Lifetime Warranty** is among the best in the industry! Every furnace comes with our guarantee to the original purchaser that the heat exchanger will be free from defects in materials and workmanship as long as you own the appliance... *or we'll supply a replacement heat exchanger free of charge!\**

Our **Five-Year Parts Warranty** provides even more assurances. ECR warrants to the original purchaser that any component of the furnace will be free from defects in materials and workmanship for a period of five full years... *or we'll supply a replacement part free of charge!\**

\* Subject to the limitations set out in the warranty.

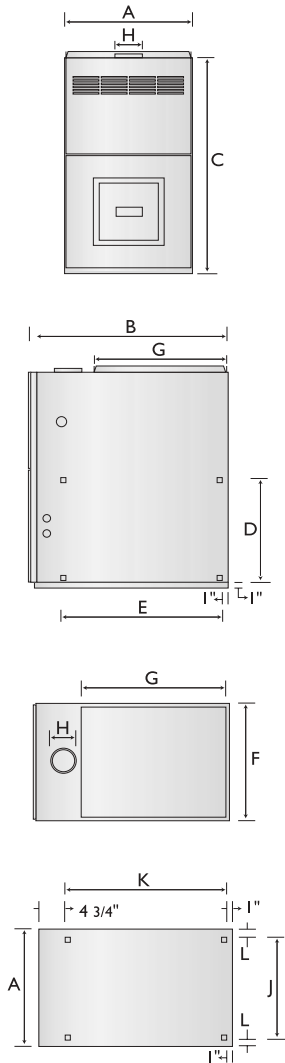
## ECR's home comfort products are designed to provide years of trouble-free operation.

The “Comfort Plus” Extended Warranty program complements ECR's Standard Product Warranty by providing labor coverage and additional years of parts coverage depending on the plan purchased. If you sell your home, the “Comfort Plus” warranty can be transferred to the purchaser, adding to the value of your home.

Ask your installer for details on the “Comfort Plus” Extended Warranty program.



# GTMA • MID-EFFICIENCY 3-POSITION GAS FURNACE SPECIFICATIONS



## HEATING CAPACITIES

Model	GTMA050-3	GTMA070-3	GTMA085-4	GTMA085-5	GTMA100-4	GTMA100-5
Efficiency (AFUE)	80%	80%	80%	80%	80%	80%
Input (BTU) 0-2000'	50,000	68,000	85,000	85,000	100,000	100,000
Output (BTU) 0-2000'	40,000	54,400	68,000	68,000	80,000	80,000
Input (BTU) 2000'-4500'	45,000	61,200	76,500	76,500	90,000	90,000
Output (BTU) 2000'-4500'	36,000	48,960	61,200	61,200	72,000	72,000

## AIRFLOW AND COOLING

Model	GTMA050-3	GTMA070-3	GTMA085-4	GTMA085-5	GTMA100-4	GTMA100-5
A/C Cooling Capacity (Tons)	3	3	4	5	4	5
Max CFM @ .20 WC	1193	1193	1656	2072	1656	2072
Max CFM @ .50 WC	1123	1123	1390	1903	1390	1903
Motor - PSC Direct Drive	1/3 hp (4 Speed)	1/3 hp (4 Speed)	1/2 hp (4 Speed)	3/4 hp (4 Speed)	1/2 hp (4 Speed)	3/4 hp (4 Speed)

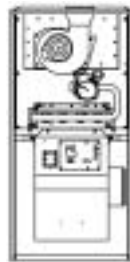
## CABINET DIMENSIONS (INCHES)

Model	GTMA050-3	GTMA070-3	GTMA085-4	GTMA085-5	GTMA100-4	GTMA100-5
Width (A)	17 1/2	17 1/2	21 1/4	21 1/4	21 1/4	21 1/4
Depth (B)	29 1/4	29 1/4	29 1/4	29 1/4	29 1/4	29 1/4
Height (C)	36	36	36	36	36	36
Supply Air (F x G)	16 1/2 x 20	16 1/2 x 20	20 x 20	20 x 20	20 x 20	20 x 20
Return Air (D x E)	14 x 22	14 x 22	14 x 22	14 x 22	14 x 22	14 x 22

## CLEARANCE TO COMBUSTIBLES (UPFLOW)

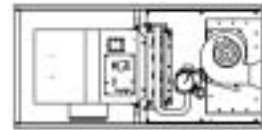
Model	GTMA050-3	GTMA070-3	GTMA085-4	GTMA085-5	GTMA100-4	GTMA100-5
Top (inches)	1	1	1	1	1	1
Front (inches)	3*	3*	3*	3*	3*	3*
Sides, base and rear (inches)	0	0	0	0	0	0
Enclosure	Closet	Closet	Closet	Closet	Closet	Closet

\* 24" required for servicing.



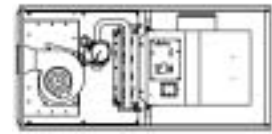
### Upflow

- 2 gas and electrical supply options (right or left side)



### Horizontal Right

- 2 gas and electrical supply options (top or bottom)



### Horizontal Left

- 2 gas and electrical supply options (top or bottom)



Quality Furnaces Since 1822

P.O. Box 4729 • Utica, NY 13504  
 Phone: 315-797-1310 / Fax: 866-432-7329  
 Homeowner Assistance: 866-847-6656



All product specifications reflect available information at the time of printing.  
 ECR reserves the right to revise or modify products without notice.