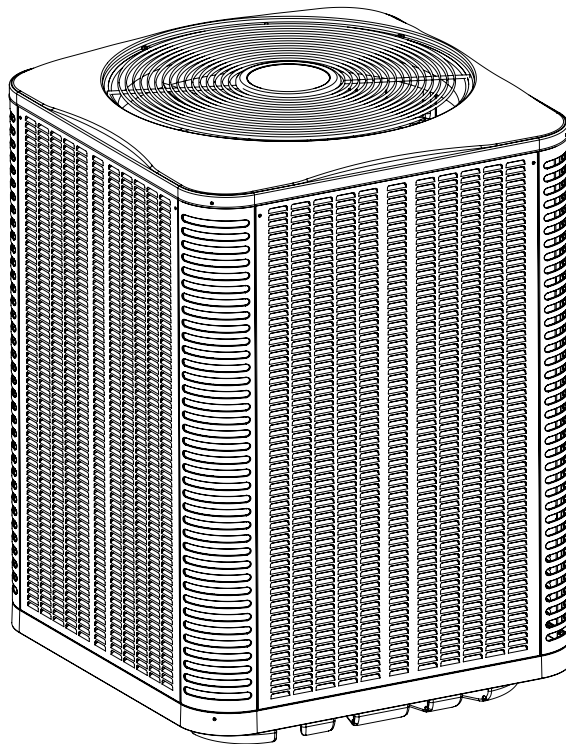


MAYTAG®

TECHNICAL SPECIFICATIONS

Model PSA1BE Series



M1200 Product Line

**High Efficiency Air Conditioner
14 SEER — 1.5 - 5 Ton Capacity**

The PSA1BE Series of air conditioners offers exceptional performance. The unit, when combined with our engineered coils or air handlers, offers a full line of quality, split system cooling equipment.

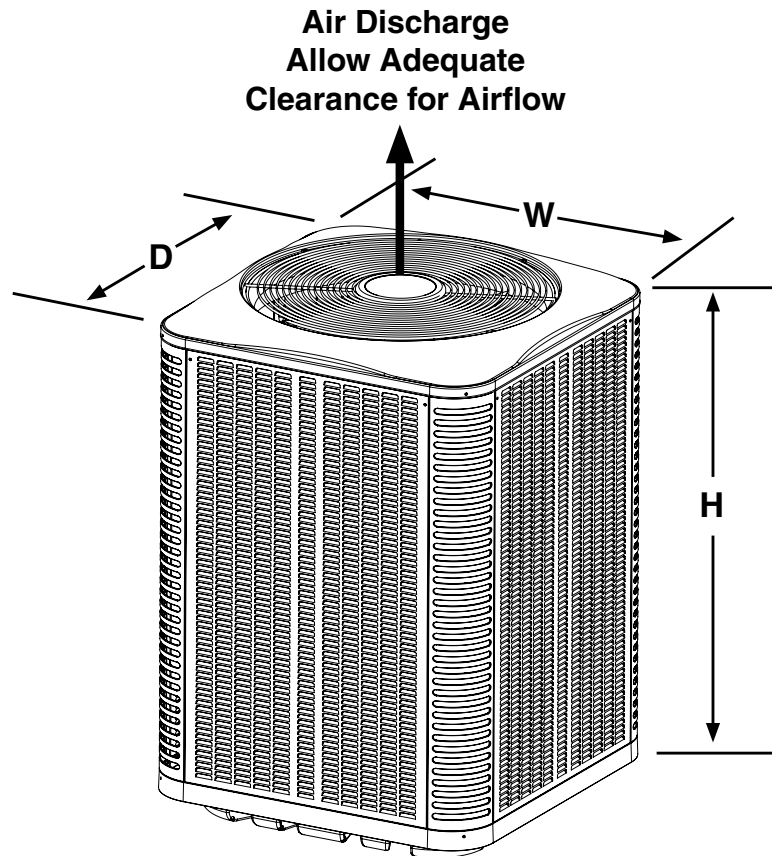
Features and Benefits

- **Designed Using Stainless Steel** – Durable brushed stainless steel protects the coil from yard hazards and extreme weather. Unit is trimmed in a silicone-protected polyester finish that passes 950 hours of salt spray per ASTM Std. B117.
- **Quiet Plus™ Sound Package** – Consists of a Quiet Plus™ Compressor Sound Blanket and a Swept Wing Fan Blade. Both have been engineered to significantly reduce unwanted noise.
- **Permanently Lubricated Motor** – A heavy duty PSC motor for long lasting reliability and quiet operation. Requires no maintenance and is completely protected from rain and snow.
- **Removable Top Grille Assembly** – Allows ease of service from the top without disconnecting fan motor leads.
- **Low Pressure Switch** – Loss of charge protection ensures long compressor life. Auto-reset feature prevents nuisance service visits.
- **High Pressure Switch** – Protects against abnormally high system pressures. Auto-reset feature prevents nuisance service visits.
- **Liquid Line Filter / Drier** – Included with unit, field installed.
- **One Piece Top/Orifice** – Designed for maximum airflow and quiet operation.
- **Easy Compressor and Control Access** – Designed to make servicing easier for the contractor, access panels are provided to all controls and the compressor from the side of the unit.
- **Composite Base Pan** - Absorbs sound and is corrosion resistant. Composite is also stronger and lighter than steel.
- **Micro-Channel Coils** – All aluminum coils which provides high corrosion resistance.
- **CoreSense Compressor Protection** – Control module actively monitors compressor conditions and will shut the unit down to prevent damage.
- **Servicer-Friendly Jacket** – Side panels can be easily removed and replaced without removing the top grill.

DIMENSIONS/OUTDOOR SECTION

14 SEER — High Efficiency

PSA1BE	18K	24K	30K	36K	42K	48K	60K
H	28.5	32.5	29.25	37.25	41.25	41.25	45.25
W	23.75	23.75	31.75	31.75	31.75	31.75	31.75
D	23.75	23.75	31.75	31.75	31.75	31.75	31.75



IDENTIFICATION CODE

P S A 1 B E 4 M 1 S N 18 K

<p>Jacket Style</p> <p>Split System</p> <p>A - Air Conditioner H - Heat Pump</p> <p>Design Series</p> <p>B - Brazed Q - Quick Connect</p> <p>D - 13 SEER E - 14 SEER F - 16 SEER G - 18-20 SEER X - Export</p>	<p>Refrigerant</p> <p>4 - R-410a</p>	<p>M - Micro-Channel C - Copper Coil</p>	<p>Stages</p> <p>1 - Single 2 - Two V - Inverter</p>	<p>Compressor</p> <p>S - Scroll R - Rotary E - Recip</p>	<p>Voltages</p> <p>C - 208/230-3-60 D - 460-3-60 E - 220/240-1-50 G - 380/420-3-50 K - 208/230-1-60</p> <p>Size (MBTU)</p> <p>Metering Device</p> <p>N - None X - TXV P - Piston E - EXV</p>
---	---	--	---	---	---

PHYSICAL AND ELECTRICAL SPECIFICATIONS/OUTDOOR UNITS

14 SEER — High Efficiency

Model Number PSA1BE		18K	24K	30K	36K	42K	48K	60K	
Electrical Data	Volts-Cycles-Phase (1)	208/230-60-1							
	Total Amps	9.9	14.4	15.0	15.1	19.4	21.3	29.0	
	Delay Fuse Max. (2)	20	30	30	30	40	45	60	
	Min. Circuit Ampacity	12.1	17.7	18.5	18.6	23.9	26.3	35.6	
Component Data	Fan Motor	Type	PSC						BLDC
		Amps	0.9	0.9	0.9	1.0	1.5	1.5	2.6
		HP	0.13	0.13	0.13	0.20	0.25	0.25	0.33
	Compressor Data	RLA	9.0	13.4	14.1	14.1	17.9	19.8	26.4
		LRA	48.0	58.3	73.0	77.0	112.0	109.0	134.0
Refrigerant suction line O.D.	0-24 ft.	3/4"	3/4"	3/4"	3/4"	7/8"	7/8"	7/8"	
NOTE: Liquid line is 3/8" O.D. for entire length.	25-39 ft.	3/4"	3/4"	3/4"	7/8" (3)	7/8"	7/8"	1-1/8" (4)	
	40-75 ft.	3/4"	3/4"	3/4"	7/8" (3)	7/8"	7/8"	1-1/8" (4)	
Approximate Weight (lbs.)	Net	143	151	180	201	231	232	251	
	Ship	152	159	190	212	243	244	264	
Sound Rating db		72	72	71	74	74	74	74	

(1) Operating Voltage Range: 187v min. — 253v max.

(2) HACR Type Circuit Breakers may be used.

(3) Requires 7/8" to 3/4" reducer from line to unit.

(4) Requires 7/8" to 1-1/8" reducer from line to unit.

(5) Additional charge for line sets above 15 feet.

Values based on suction line as follows with 3/8" liquid line.

a) 3/4" = 0.6 oz. per additional foot.

b) 7/8" = 0.7 oz. per additional foot.

c) 1-1/8" = 0.8 oz per additional foot.

(6) For additional charging instructions please refer to the QRD.

ACCESSORIES - CONDENSING UNIT

Start Assist Kit - 912933

Provides additional starting torque for the compressor motor when operating with low line voltage or high operating temperatures.

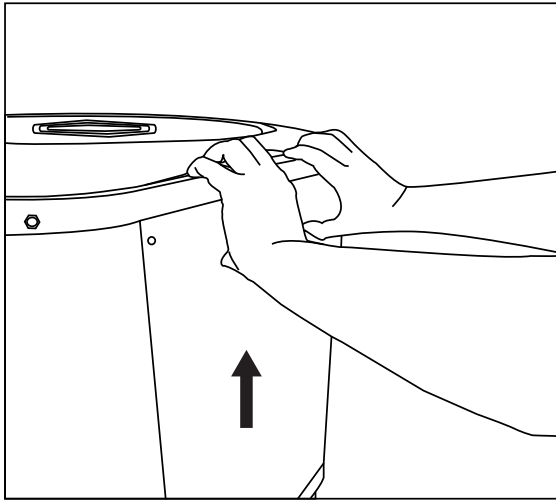
Extreme Wind Condition Mounting Kit - 1017210

Low Ambient Kit - 918837

Fan Delay Kit (TDR) - 911758

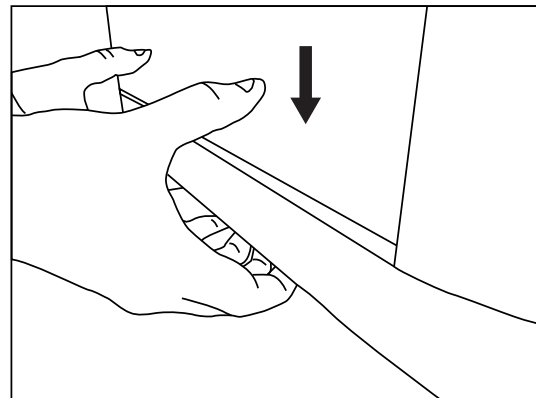
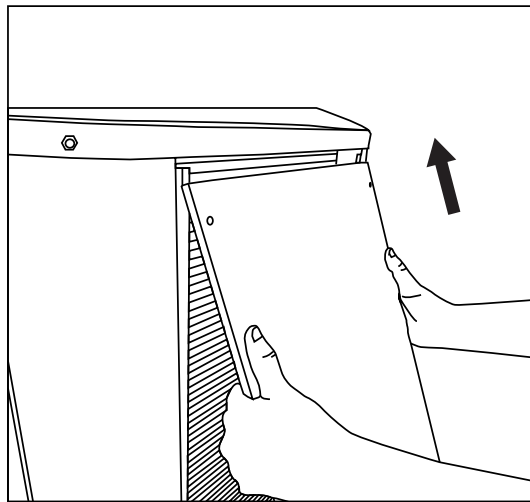
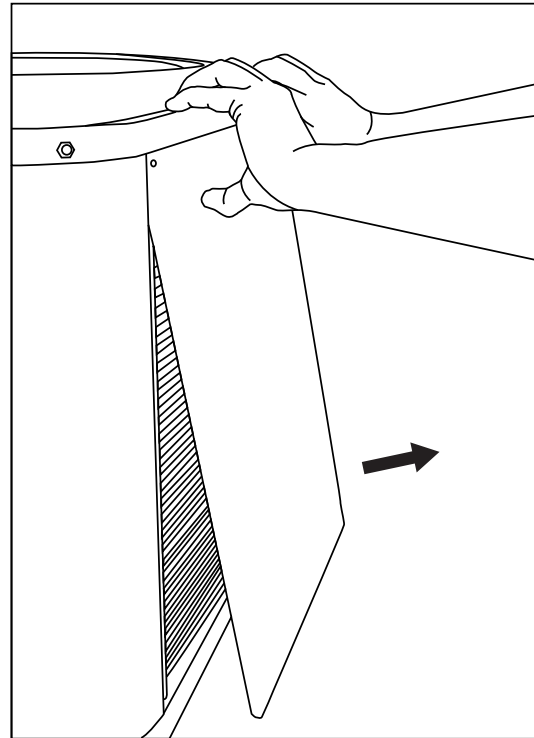
80 second fan delay

PANEL REMOVAL AND REPLACEMENT INSTRUCTIONS



Removing Panels:

1. Remove screws.
2. Pull up on panel.
3. Rotate bottom of panel out.
4. Pull panel off.



Reinstalling Panels:

1. Place panel back in towards top of unit.
2. Rotate bottom of panel inwards.
3. Push panel down until it fills gap at bottom of unit.
4. Replace screws.

SYSTEM COOLING CAPACITIES - HIGH EFFICIENCY - SINGLE PHASE

Outdoor Unit	Indoor Unit	BTUH	SEER	EER	CFM
PSA1BE4M1SN18K	C7B(A,H)M01824(C,U)-A+TXV	18,000	14	12.2	680
PSA1BE4M1SN18K	C7B(A,H)M01824(C,U)-B+TXV	18,000	14	12.2	680
PSA1BE4M1SN24K	C7B(A,H)M01824(C,U)-A+TXV	24,000	14	12.2	845
PSA1BE4M1SN24K	C7B(A,H)M01824(C,U)-B+TXV	24,000	14	12.2	845
PSA1BE4M1SN30K	C7B(A,H)M03036(C,U)-A+TXV	29,000	14	12.0	945
PSA1BE4M1SN30K	C7B(A,H)M03036(C,U)-B+TXV	29,000	14	12.0	945
PSA1BE4M1SN36K	C7B(A,H)M03642(C,U)-B+TXV	34,800	14	12.2	1110
PSA1BE4M1SN36K	C7B(A,H)M03648(C,U)-C+TXV	34,800	14	12.2	1110
PSA1BE4M1SN42K	C7B(A,H)M03642(C,U)-B+TXV	40,500	14	12.2	1305
PSA1BE4M1SN42K	C7B(A,H)M03648(C,U)-C+TXV	40,500	14	12.2	1305
PSA1BE4M1SN48K	C7B(A,H)M048(C,U)-C+TXV	45,500	14	11.7	1525
PSA1BE4M1SN48K	C7B(A,H)M048(C,U)-D+TXV	45,500	14	11.7	1525
PSA1BE4M1SN60K	C7B(A,H)M060(C,U)-C+TXV	57,000	14	11.7	1540
PSA1BE4M1SN60K	C7B(A,H)M060(C,U)-D+TXV	57,000	14	11.7	1540

Outdoor Unit	Indoor Unit	BTUH	SEER	EER	CFM
PSA1BE4M1SN18K	B6BMMX24K-A	18,000	14	12.2	600
PSA1BE4M1SN24K	B6BMMX24K-A	23,600	14	12.2	715
PSA1BE4M1SN24K	B6BMMX24K-B	23,600	14	12.2	715
PSA1BE4M1SN30K	B6BMMX30K-A	30,000	14	12.2	945
PSA1BE4M1SN30K	B6BMMX30K-B	30,000	14	12.2	1015
PSA1BE4M1SN36K	B6BMMX36K-B	33,200	14	12.2	1190
PSA1BE4M1SN42K	B6BMMX42K-B	40,500	14	12.2	1375
PSA1BE4M1SN48K	B6BMMX48K-C	47,500	14	11.7	1670
PSA1BE4M1SN60K	B6BMMX60K-C	58,000	14	11.7	1545

See current AHRI Directory for certified combinations and ratings. All ratings are with time delay relay.
www.ahridirectory.org

COOLING EXPANDED RATINGS (CONTINUED)

PSA1BE4M1SN42K with C7B(A,H)M03642(C,U)-B + TXV Kit

O.D.T			65°F			75°F			85°F			95°F			105°F			115°F		
CFM	E.D.B.	E.W.B.	T.C.	S.C.	K.W.	T.C.	S.C.	K.W.	T.C.	S.C.	K.W.	T.C.	S.C.	K.W.	T.C.	S.C.	K.W.	T.C.	S.C.	K.W.
1225	80	62	43.0	33.1	2.53	41.5	32.9	2.77	39.6	33.0	3.05	37.8	32.4	3.36	35.86	34.03	3.71	33.77	32.04	4.10
	80	67	47.1	27.4	2.54	45.2	27.2	2.79	43.3	27.5	3.07	41.3	27.0	3.38	39.10	26.61	3.73	36.83	24.74	4.13
	80	72	51.6	21.2	2.58	49.6	21.1	2.82	47.5	21.5	3.10	45.2	21.1	3.41	42.81	20.81	3.77	40.30	21.37	4.16
	75	62	42.9	27.8	2.53	41.3	27.6	2.76	39.5	27.7	3.05	37.6	27.2	3.36	35.65	25.20	3.71	33.59	27.00	4.10
1400	80	62	44.0	35.4	2.60	42.4	36.1	2.83	40.5	35.2	3.12	38.5	34.8	3.43	36.55	34.53	3.78	34.45	34.11	4.18
	80	67	48.1	29.1	2.61	46.2	30.0	2.86	44.1	29.2	3.15	42.0	28.9	3.45	39.72	28.95	3.80	37.36	28.97	4.20
	80	72	52.6	22.3	2.64	50.5	23.3	2.89	48.2	22.6	3.17	45.9	22.4	3.48	43.38	22.63	3.84	40.74	22.80	4.23
	75	62	43.9	29.5	2.60	42.2	30.2	2.83	40.2	29.4	3.12	38.3	29.1	3.43	36.24	29.03	3.78	34.05	28.80	4.17
1575	80	62	44.9	37.9	2.67	43.1	38.1	2.91	41.2	37.2	3.19	39.2	36.7	3.50	37.27	36.01	3.85	35.39	35.24	4.25
	80	67	48.8	31.2	2.69	46.8	31.6	2.93	44.7	30.8	3.21	42.5	30.7	3.52	40.20	30.55	3.87	37.76	30.72	4.27
	80	72	53.3	23.8	2.71	51.1	24.4	2.95	48.8	23.7	3.24	46.3	23.7	3.55	43.76	23.63	3.91	41.12	23.95	4.30
	75	62	44.6	31.6	2.66	42.8	31.9	2.90	40.8	31.1	3.18	38.8	30.9	3.50	36.72	30.46	3.85	34.47	30.48	4.24

PSA1BE4M1SN48K with C7B(A,H)M048(C,U)-C + TXV Kit

O.D.T			65°F			75°F			85°F			95°F			105°F			115°F		
CFM	E.D.B.	E.W.B.	T.C.	S.C.	K.W.	T.C.	S.C.	K.W.	T.C.	S.C.	K.W.	T.C.	S.C.	K.W.	T.C.	S.C.	K.W.	T.C.	S.C.	K.W.
1400	80	62	48.1	37.3	2.77	46.2	37.0	3.07	44.2	37.2	3.39	42.1	36.5	3.75	39.87	38.15	4.16	37.61	35.99	4.60
	80	67	52.3	30.8	2.81	50.3	30.6	3.10	48.1	30.9	3.41	45.8	30.3	3.78	43.45	29.85	4.18	40.99	27.77	4.64
	80	72	57.5	23.9	2.84	55.1	23.8	3.12	52.7	24.3	3.44	50.1	23.8	3.81	47.38	23.48	4.21	44.45	24.10	4.66
	75	62	47.9	31.3	2.77	45.9	31.0	3.06	44.0	31.2	3.38	41.9	30.5	3.75	39.63	28.24	4.16	37.33	30.24	4.60
1600	80	62	49.1	39.9	2.86	47.1	40.6	3.15	45.0	39.6	3.47	42.9	39.1	3.83	40.67	38.73	4.24	38.45	38.13	4.69
	80	67	53.4	32.7	2.89	51.2	33.6	3.17	49.0	32.8	3.49	46.6	32.4	3.86	44.16	32.43	4.26	41.59	32.44	4.72
	80	72	58.4	25.2	2.92	55.9	26.3	3.20	53.1	25.5	3.53	50.5	25.3	3.88	47.84	25.41	4.29	45.09	25.56	4.74
	75	62	48.8	33.2	2.85	46.9	33.9	3.14	44.8	33.0	3.46	42.6	32.6	3.83	40.28	32.51	4.24	37.87	32.38	4.68
1800	80	62	49.9	42.7	2.94	47.9	42.8	3.23	45.8	41.7	3.55	43.7	41.1	3.91	41.56	40.15	4.32	39.48	39.31	4.77
	80	67	54.2	35.0	2.97	52.0	35.4	3.25	49.7	34.6	3.57	47.2	34.4	3.94	44.67	34.18	4.34	42.00	34.34	4.80
	80	72	58.8	26.9	3.00	56.4	27.4	3.28	53.8	26.6	3.59	51.2	26.6	3.96	48.40	26.45	4.37	45.55	26.76	4.82
	75	62	49.6	35.5	2.94	47.6	35.7	3.23	45.4	34.8	3.54	43.1	34.6	3.91	40.76	34.07	4.32	38.30	34.07	4.76

PSA1BE4M1SN60K with C7B(A,H)M060(C,U)-C + TXV Kit

O.D.T			65°F			75°F			85°F			95°F			105°F			115°F		
CFM	E.D.B.	E.W.B.	T.C.	S.C.	K.W.	T.C.	S.C.	K.W.	T.C.	S.C.	K.W.	T.C.	S.C.	K.W.	T.C.	S.C.	K.W.	T.C.	S.C.	K.W.
1750	80	62	60.6	46.3	3.54	58.4	45.6	3.90	56.1	45.9	4.31	53.7	45.2	4.76	51.10	47.35	5.29	48.37	44.82	5.89
	80	67	66.0	38.3	3.59	63.6	38.0	3.96	61.0	38.5	4.36	58.4	37.8	4.82	55.56	37.26	5.35	52.57	34.81	5.95
	80	72	72.5	29.9	3.65	69.8	29.8	4.03	66.9	30.4	4.43	63.8	29.9	4.89	60.47	29.54	5.41	56.92	30.37	6.01
	75	62	60.3	38.8	3.54	58.1	38.5	3.90	55.8	38.8	4.30	53.3	38.0	4.76	50.80	35.41	5.29	48.02	37.85	5.89
2000	80	62	62.0	49.1	3.65	59.7	50.0	4.01	57.3	48.9	4.41	54.8	48.4	4.87	52.13	48.19	5.40	49.29	47.81	6.00
	80	67	67.4	40.5	3.70	65.0	41.8	4.07	62.2	40.7	4.47	59.4	40.4	4.93	56.51	40.44	5.45	53.42	40.51	6.05
	80	72	73.7	31.4	3.75	70.6	32.9	4.13	67.4	31.9	4.54	64.4	31.7	4.99	61.21	31.94	5.51	57.88	32.19	6.12
	75	62	61.6	41.1	3.64	59.4	42.1	4.01	56.9	41.1	4.41	54.4	40.6	4.87	51.65	40.57	5.40	48.82	40.49	5.99
2250	80	62	63.1	52.6	3.75	60.8	52.9	4.12	58.2	51.6	4.52	55.7	51.2	4.98	52.99	50.41	5.51	50.14	49.93	6.10
	80	67	68.6	43.4	3.81	65.9	43.9	4.17	63.2	42.9	4.58	60.3	42.8	5.03	57.25	42.58	5.55	54.05	42.86	6.16
	80	72	74.4	33.5	3.86	71.4	34.2	4.24	68.4	33.2	4.65	65.3	33.3	5.10	61.96	33.19	5.62	58.52	33.68	6.23
	75	62	62.7	43.9	3.75	60.3	44.3	4.11	57.8	43.2	4.51	55.2	43.1	4.97	52.39	42.71	5.50	49.39	42.45	6.09

COOLING EXPANDED RATINGS WITH AIR HANDLER (CONTINUED)

PSA1BE4M1SN42K with B6BMMX42K-B

O.D.T			65°F			75°F			85°F			95°F			105°F			115°F		
CFM	E.D.B.	E.W.B.	T.C.	S.C.	K.W.	T.C.	S.C.	K.W.	T.C.	S.C.	K.W.	T.C.	S.C.	K.W.	T.C.	S.C.	K.W.	T.C.	S.C.	K.W.
1225	80	62	42.9	35.3	2.48	41.3	35.0	2.71	39.3	35.1	2.99	37.4	34.5	3.29	35.50	34.90	3.64	33.65	33.08	4.03
	80	67	46.7	28.7	2.50	44.7	28.5	2.74	42.6	28.8	3.01	40.3	28.2	3.31	38.05	27.84	3.65	35.72	26.54	4.04
	80	72	50.9	21.7	2.52	48.7	21.6	2.76	46.5	22.0	3.03	44.0	21.6	3.34	41.61	21.25	3.68	39.02	21.76	4.07
	75	62	42.7	29.2	2.48	40.9	28.9	2.71	38.9	29.1	2.98	36.9	28.5	3.29	34.84	26.23	3.64	32.66	28.17	4.02
1400	80	62	44.0	38.2	2.55	42.2	38.8	2.78	40.4	37.7	3.06	38.6	36.5	3.37	36.76	35.52	3.71	34.80	34.50	4.10
	80	67	47.5	30.9	2.56	45.3	31.7	2.81	43.3	30.9	3.08	41.0	30.6	3.38	38.67	30.58	3.72	36.20	30.53	4.11
	80	72	51.8	23.1	2.59	49.6	24.1	2.82	47.2	23.4	3.10	44.7	23.2	3.41	42.14	23.29	3.75	39.43	23.42	4.13
	75	62	43.5	31.3	2.54	41.7	32.0	2.78	39.6	31.2	3.06	37.6	30.8	3.36	35.41	30.65	3.70	33.17	30.51	4.09
1575	80	62	45.1	41.0	2.62	43.4	40.5	2.85	41.6	38.8	3.14	39.8	37.8	3.44	37.80	36.52	3.78	35.72	35.57	4.17
	80	67	48.2	33.5	2.63	46.0	33.8	2.88	43.8	33.0	3.14	41.5	32.8	3.45	39.11	32.59	3.79	36.62	32.69	4.18
	80	72	52.5	24.9	2.66	50.2	25.4	2.89	47.7	24.7	3.17	45.1	24.7	3.48	42.50	24.59	3.82	39.73	24.89	4.20
	75	62	44.2	33.8	2.61	42.3	34.1	2.85	40.2	33.2	3.12	38.1	33.0	3.43	35.86	32.63	3.77	33.65	32.60	4.16

PSA1BE4M1SN48K with B6BMMX48K-C

O.D.T			65°F			75°F			85°F			95°F			105°F			115°F		
CFM	E.D.B.	E.W.B.	T.C.	S.C.	K.W.	T.C.	S.C.	K.W.	T.C.	S.C.	K.W.	T.C.	S.C.	K.W.	T.C.	S.C.	K.W.	T.C.	S.C.	K.W.
1400	80	62	47.6	38.2	2.72	45.7	37.9	3.01	43.8	38.1	3.31	41.8	37.4	3.67	39.76	39.03	4.06	37.62	36.93	4.49
	80	67	51.6	31.0	2.76	49.6	30.8	3.03	47.4	31.1	3.34	45.2	30.5	3.69	42.81	30.06	4.08	40.38	28.39	4.52
	80	72	57.0	23.9	2.79	54.8	23.8	3.06	52.3	24.3	3.37	49.8	23.8	3.72	47.11	23.53	4.11	44.31	24.17	4.55
	75	62	47.1	31.4	2.72	45.2	31.1	3.00	43.2	31.3	3.31	41.2	31.0	3.66	39.07	28.73	4.06	36.82	30.75	4.49
1600	80	62	48.8	41.2	2.80	46.9	41.8	3.08	45.0	40.9	3.39	42.9	40.4	3.74	41.09	39.70	4.14	39.06	38.73	4.58
	80	67	52.8	33.1	2.83	50.7	34.0	3.10	48.5	33.2	3.41	46.0	32.8	3.76	43.61	33.20	4.15	41.09	33.21	4.59
	80	72	58.2	25.3	2.86	55.7	26.5	3.13	53.1	25.7	3.44	50.4	25.5	3.79	47.43	25.68	4.18	44.63	25.81	4.61
	75	62	48.1	33.9	2.79	46.2	34.6	3.07	44.2	33.8	3.38	42.0	33.4	3.73	39.78	33.25	4.13	37.50	33.14	4.56
1800	80	62	49.9	44.4	2.87	48.0	44.5	3.15	46.3	43.1	3.46	44.4	42.1	3.82	42.32	40.89	4.21	40.18	40.01	4.65
	80	67	53.7	35.7	2.90	51.5	36.1	3.17	49.2	35.6	3.48	46.7	35.5	3.83	44.23	35.24	4.22	41.64	35.41	4.66
	80	72	58.9	27.2	2.93	56.1	27.8	3.20	53.4	27.0	3.51	50.8	27.0	3.86	48.03	26.85	4.25	45.17	27.16	4.68
	75	62	49.0	36.5	2.86	47.0	36.7	3.14	44.9	35.8	3.45	42.7	35.6	3.80	40.41	35.27	4.20	38.04	35.27	4.63

PSA1BE4M1SN60K with B6BMMX60K-C

O.D.T			65°F			75°F			85°F			95°F			105°F			115°F		
CFM	E.D.B.	E.W.B.	T.C.	S.C.	K.W.	T.C.	S.C.	K.W.	T.C.	S.C.	K.W.	T.C.	S.C.	K.W.	T.C.	S.C.	K.W.	T.C.	S.C.	K.W.
1500	80	62	60.0	46.4	3.45	57.7	46.0	3.83	55.3	46.3	4.26	52.8	45.5	4.75	50.18	47.93	5.30	47.44	45.31	5.94
	80	67	65.2	37.9	3.50	62.6	37.6	3.89	60.1	38.2	4.32	57.3	37.6	4.80	54.33	37.09	5.36	51.31	34.87	5.98
	80	72	71.1	29.3	3.57	68.2	29.1	3.96	65.4	29.7	4.39	62.3	29.1	4.87	59.25	28.78	5.42	55.95	29.60	6.06
	75	62	59.8	38.7	3.45	57.5	38.4	3.83	55.0	38.7	4.26	52.4	38.0	4.74	49.76	35.34	5.30	46.96	37.86	5.93
1650	80	62	61.1	49.0	3.51	58.8	50.0	3.89	56.3	48.9	4.31	53.7	48.4	4.80	51.08	48.33	5.36	48.46	48.00	5.99
	80	67	66.3	40.0	3.56	63.6	41.2	3.95	60.9	40.2	4.37	58.0	39.8	4.85	55.04	39.97	5.41	51.86	40.08	6.03
	80	72	72.3	30.4	3.63	69.3	31.9	4.01	66.3	30.9	4.44	63.2	30.7	4.92	59.95	30.98	5.47	56.52	31.28	6.11
	75	62	60.8	40.7	3.50	58.4	41.7	3.88	55.8	40.7	4.31	53.2	40.2	4.80	50.51	40.21	5.35	47.62	40.15	5.98
1800	80	62	62.2	52.2	3.56	59.7	52.5	3.94	57.2	51.4	4.37	54.6	51.1	4.85	52.13	50.36	5.41	49.60	49.39	6.05
	80	67	67.2	42.6	3.61	64.4	43.1	3.99	61.6	42.1	4.42	58.6	42.0	4.90	55.56	41.84	5.46	52.37	42.14	6.09
	80	72	73.2	32.3	3.67	70.2	33.0	4.07	67.1	32.1	4.50	63.8	32.2	4.98	60.50	32.16	5.52	57.02	32.71	6.16
	75	62	61.6	43.2	3.55	59.2	43.6	3.94	56.6	42.5	4.36	53.9	42.4	4.85	51.12	42.06	5.40	48.17	42.19	6.03



We Encourage Professionalism



Through Technician Certification by NATE



MAYTAG®

Before purchasing this appliance, read important energy cost and efficiency information available from your retailer. Specifications and illustrations subject to change without notice and without incurring obligations.

Manufactured under license by Nortek Global HVAC, LLC, O'Fallon, MO. ©Registered Trademark/™ Trademark of Maytag Corporation or its related companies. ©2017. All rights reserved.

790E-0417

Printed in U.S.A. (04/17)