



MATT DESIGN: OPAQUE



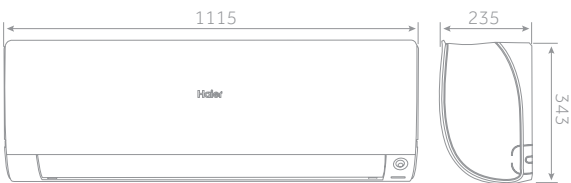
AS25 - AS35 - AS42



AS50

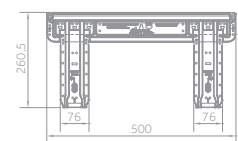


AS71

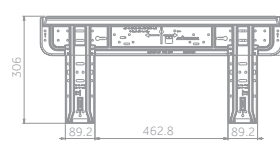


### MOUNTING DIMENSIONS

AS25-AS35-AS42-AS50



AS71

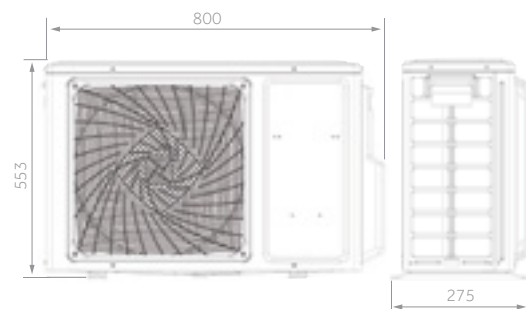


2.5 kW - 3.5 kW - 4.2 kW

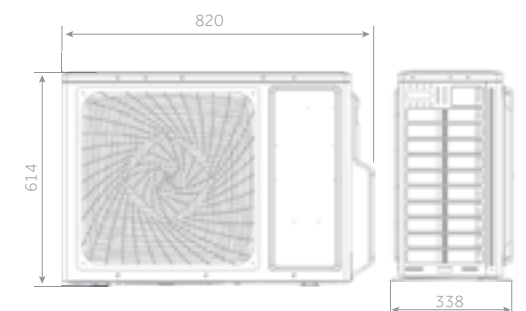
5.0 kW

7.1 kW

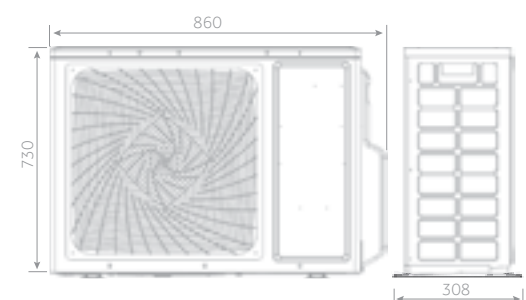
1U25 - 1U35- 1U42



1U50



1U71 (PENDING CONFIRMATION)



# Residential MonoSplit Inverter FLEXIS

# Haier

MONOSPLIT RESIDENTIAL



- 2.5 kW
- 3.5 kW
- 4.2 kW
- 5.0 kW
- 7.1 kW



Silence



Eco Sensor



Wi-Fi



3D



Easy installation



Standard YR-HQ

- Low noise level
- Dual motion sensor
- Wi-Fi control to remotely control the air conditioner
- 3D airflow: continuous movement of horizontal and vertical deflectors
- Easy installation

INDOOR UNIT Black	Model Black	AS25S2SF1FA-MB	AS35S2SF1FA-MB	AS42S2SF1FA-MB	AS50S2SF1FA-MB	AS71S2SF1FA-MB*
	Product code	2501301W2	2501302W2	2501304W2	2501305W2	2501306W2
INDOOR UNIT White	Model White	AS25S2SF1FA-MW	AS35S2SF1FA-MW	AS42S2SF1FA-MW	AS50S2SF1FA-MW	AS71S2SF1FA-MW*
	Product code	2501301X2	2501302X2	2501304X2	2501305X2	2501306X2
OUTDOOR UNIT	Model	1U25S2SM1FA	1U35S2SM1FA	1U42S2SM1FA	1U50S2S2FA	1U71S2SG1FA
	Product code	2502301T2	2502302T2	2502304T2	2502305T2	2502306G2

Performance data							
Output power - COOLING	nom (min-max)	kW	2.6 (0.8 - 3.2)	3.5 (1.0 - 4.0)	4.2 (1.2 - 4.8)	5.2 (1.4 - 6.0)	7.0 (2.2 - 7.5)
Output power - HEATING	nom (min-max)	kW	3.2 (0.8 - 4.2)	4.2 (1.0 - 5.2)	4.4 (1.3 - 5.8)	6.0 (1.4 - 6.9)	8.0 (2.4 - 8.5)
Power output - HEATING -7°C	nom (min-max)	kW	2.12	2.47	3.18	4.07	4.95
Absorbed power - COOLING	nom (min-max)	kW	0.65 (0.2 - 1.5)	0.88 (0.3 - 1.5)	1.23 (0.4 - 1.7)	1.4 (0.5 - 2.0)	2.17 (0.7 - 2.5)
Absorbed power - HEATING	nom (min-max)	kW	0.8 (0.3 - 1.6)	1.1 (0.5 - 1.6)	1.18 (0.52 - 2.2)	1.5 (0.52 - 2.35)	2.16 (0.7 - 2.9)
Energy class	EER	w/w	4.0	4.0	3.41	3.68	3.23
	COP	w/w	4.0	3.81	3.74	4.0	3.71
COOLING Pdesign	35 °C	kW	2.6	3.5	4.2	5.2	7.0
HEATING Pdesign	(-10 °C)	kW	2.4	2.8	3.6	4.6	5.6
Energy class	SEER		8.5 (A+++)	8.5 (A+++)	7.0 (A++)	7.2 (A++)	7.1 (A++)
	SCOP		4.6 (A++)	4.6 (A++)	4.0 (A+)	4.6 (A++)	4.0 (A+)
Annual Energy Consumption - COOLING		kWh/a	107	144	210	253	345
Annual Energy Consumption - HEATING		kWh/a	731	854	1260	1401	1959

Indoor Unit							
Power supply		Ph/V/Hz	1/220-240/50	1/220-240/50	1/220-240/50	1/220-240/50	1/220-240/50
Treated air volume	H	m³/h	600	650	750	900	1100
Dehumidification		L/h	1.2	1.6	1.8	2.0	2.8
High sound power - COOLING		dB	53	55	58	57	60
High sound power - HEATING		dB	53	55	58	57	60
Sound pressure - COOLING		dB(A)	38/32/25/16	39/33/26/17	42/36/30/23	45/41/37/28	47/43/37/33
Sound pressure - HEATING		dB(A)	38/32/25/19	39/33/26/20	42/36/30/23	45/41/37/28	47/43/37/33
Net dimensions	WxDxH	Mm	856x197x300	856x197x300	856x197x300	999x225x323	1115x235x343
Net weight		Kg	9.5	9.5	9.5	12	15.2

Outdoor Unit							
Power supply		Ph/V/Hz	1/220-240/50	1/220-240/50	1/220-240/50	1/220-240/50	1/220-240/50
Sound power	H	dB	59	61	63	63	70
Sound pressure	H	dB(A)	47	48	50	51	57
Absorbed current	Max	A	7.2	7.2	9.8	10.9	13
Net dimensions	WxDxH	Mm	800x275x553	800x275x553	800x275x553	820x338x614	860x308x730
Net weight		Kg	29	31.5	31.5	37.8	49

Installation data							
Refrigerant			R32	R32	R32	R32	R32
Liquid pipe	∅	Mm	6.35	6.35	6.35	6.35	9.52
Gas pipe	∅	Mm	9.52	9.52	9.52	12.7	15.88
Standard pipe length without refrigerant charge		M	7	7	7	7	7
Maximum pipe length		M	15	15	15	25	25
Maximum IU - OU elevation		M	10	10	10	15	15
Refrigerant charge in the factory		Kg	0.65	0.94	0.94	0.95	1.30
Operating limits - COOLING	min-max	°C	21-35°C (in) / -10-43°C (out)				
Operating limits - HEATING	min-max	°C	10-27°C (in) / -15-24°C (out)				

## DATA PENDING CONFIRMATION

The data in this catalogue is purely indicative as the data may vary. Please be advised to check the accuracy of the data with the supplier before purchasing products.