

COOLING CAPACITY: 24,000 - 60,000 BTU/H

HIGH-EFFICIENCY  
 SPLIT-SYSTEM AIR CONDITIONER  
 UP TO 17 SEER



### Contents

Nomenclature.....	2
Product Specifications.....	3
Expanded Cooling Data.....	4
Dimensions.....	20
Wiring Diagram.....	21
Accessories.....	22

### Standard Features

- High-efficiency two-stage scroll compressor
- Two-speed PSC condenser fan motor
- Integrated communicating ComfortBridge™ Technology
- Commissioning and diagnostics via indoor board Bluetooth with the CoolCloud™ phone and tablet application
- Factory-installed filter drier
- Factory-installed transformer
- Factory-installed high and low-pressure switches
- High-density foam compressor sound blanket
- Copeland® ComfortAlert™ built in diagnostics
- Fully charged for 15' of tubing length
- Factory-installed sensors monitoring coil and ambient temperature
- Contactor with lug connection
- In communicating mode, only two low voltage wires to the outdoor unit are required
- AHRI Certified- ETL Listed
- Ground lug connection
- Color-coded terminal strip for non-communicating set-up
- Copper tube & enhanced aluminum fin coil
- Customized control algorithms

### Cabinet Features

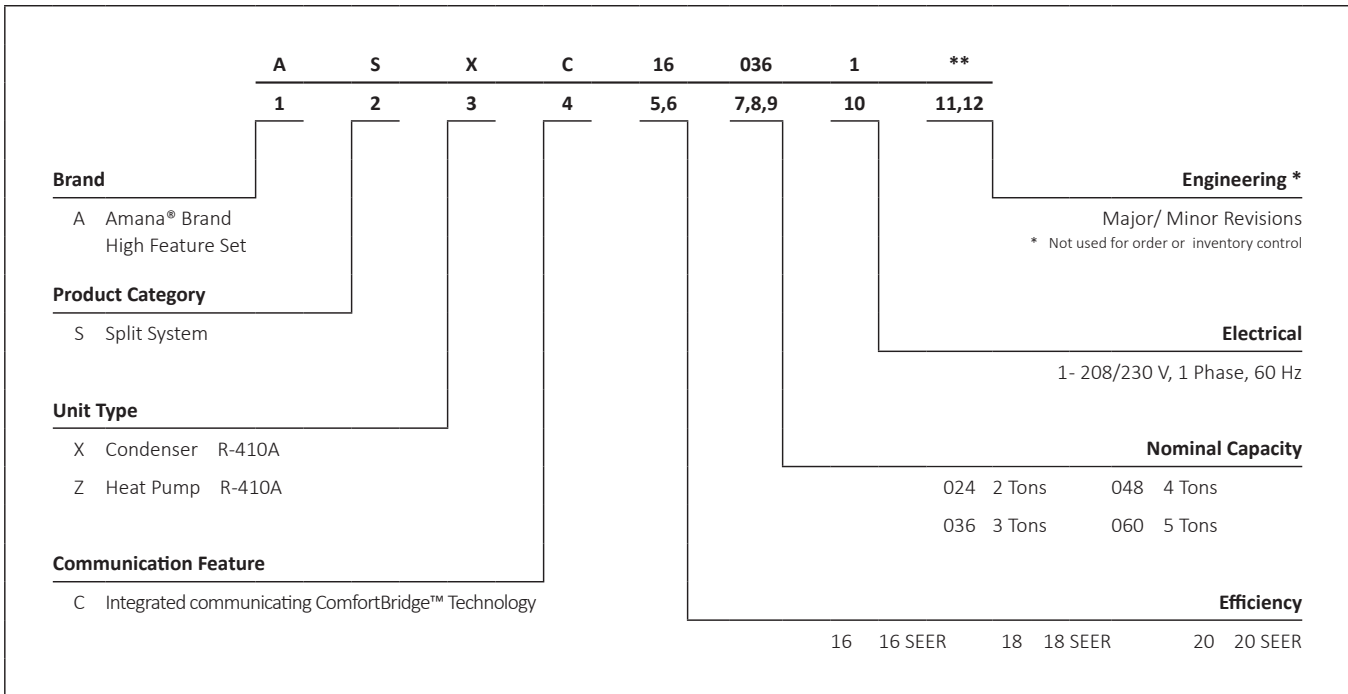
- Heavy-gauge galvanized steel cabinet and louvered coil guards
- Service valves with sweat connections and easy-access gauge ports
- Engineered sound control top design
- Wire fan discharge grille
- Baked-on powder-paint finish with 500-hour salt-spray approval
- Single-panel access to controls with space for field-installed accessories
- Service port and controls are accessible while unit is operating
- Compact footprint
- Rust-resistant screws
- When properly anchored, meets the 2017 Florida Building Code unit integrity requirements for hurricane-type winds (Anchor bracket kits available.)







Proper sizing and installation of equipment is critical to achieving optimal performance. Split system air conditioners and heat pumps must be matched with appropriate coil components to meet ENERGY STAR® criteria. Ask your contractor for details or visit [www.energystar.gov](http://www.energystar.gov).



\* Complete warranty details available from your local dealer or at [www.amana-hac.com](http://www.amana-hac.com). To receive the Lifetime Unit Replacement Limited Warranty (good for as long as you own your home) and 10-Year Parts Limited Warranty, online registration must be completed within 60 days of installation. Online registration is not required in California or Québec.



	ASXC16 0241C*	ASXC16 0361C*	ASXC16 0481C*	ASXC16 0601C*
<b>COOLING CAPACITY</b>				
Nominal Cooling (BTU/h)	24,000	36,000	48,000	60,000
Decibels (High/Low) <sup>4</sup>	71/70	71/70	72/71	74/70
<b>COMPRESSOR</b>				
RLA	10.0	14.8	20.4	22.9
LRA	62.9	84.2	122.1	147.2
<b>CONDENSER FAN MOTOR</b>				
Horsepower (RPM)	1/6	1/6	1/6	1/3
FLA	1.1	1.2	1.2	2.8
<b>REFRIGERATION SYSTEM</b>				
Refrigerant Line Size <sup>1</sup>				
Liquid Line Size ("O.D.)	3/8"	3/8"	3/8"	3/8"
Suction Line Size ("O.D.)	3/4"	7/8"	1 1/8"	1 1/8"
Refrigerant Connection Size				
Liquid Valve Size ("O.D.)	3/8"	3/8"	3/8"	3/8"
Suction Valve Size ("O.D.)	3/4"	3/4"	7/8"	7/8"
Valve Connection Type	Sweat	Sweat	Sweat	Sweat
Refrigerant Charge	92	114	177	191
<b>ELECTRICAL DATA</b>				
Voltage-Hz	208/230-1	208/230-1	208/230-1	208/230-1
Minimum Circuit Ampacity <sup>2</sup>	13.6	19.7	26.7	31.4
Max. Overcurrent Protection <sup>3</sup>	20	30	45	50
Min / Max Volts	197/253	197/253	197/253	197/253
Power Supply	1/2" or 3/4"	1/2" or 3/4"	1/2" or 3/4"	1/2" or 3/4"
<b>EQUIPMENT WEIGHT (LBS)</b>	180	201	263	304
<b>SHIP WEIGHT (LBS)</b>	197	223	285	326
<b>ENERGY STAR® CERTIFIED</b>				

**ENERGY STAR NOTES**

- Proper sizing and installation of equipment is critical to achieving optimal performance. Split system air conditioners and heat pumps must be matched with appropriate coil components to meet ENERGY STAR® criteria. Ask your contractor for details or visit [www.energystar.gov](http://www.energystar.gov).
- The [www.energystar.gov](http://www.energystar.gov) website provides up-to-date system combinations certified to meet ENERGY STAR® requirements.

<sup>1</sup> Tested and rated in accordance with AHRI Standard 210/240

<sup>2</sup> Wire size should be determined in accordance with National Electrical Codes; extensive wire runs will require larger wire sizes

<sup>3</sup> Must use time-delay fuses or HACR-type circuit breakers of the same size as noted.

<sup>4</sup> Sound dBA ratings are based upon ANSI/AHRI Standard 220. Accordingly, all sound power levels are A-weighted.

**NOTES**

- Always check the S&R plate for electrical data on the unit being installed.
- Installer will need to supply 7/8" to 1 1/8" adapters for suction line connections.
- Unit is charged with refrigerant for 15' of 3/8" liquid line. System charge must be adjusted per Installation Instructions Final Charge Procedure.
- Installation of these units requires the specified TXV Kit to be installed on the indoor coil. THE SPECIFIED TXV IS DETERMINED BY THE OUTDOOR UNIT, NOT THE INDOOR COIL.

EXPANDED COOLING DATA — ASXC160241C\*+CA\*F3137\*6A\*+EEP+TXV LOW STAGE

IDB	AIRFLOW	OUTDOOR AMBIENT TEMPERATURE												ENTERING INDOOR WET BULB TEMPERATURE											
		65°F				75°F				85°F				95°F				105°F				115°F			
		59	63	67	71	59	63	67	71	59	63	67	71	59	63	67	71	59	63	67	71	59	63	67	71
70	MBh	17.5	17.7	18.3	-	17.3	17.6	18.1	-	16.9	17.1	17.6	-	16.1	16.3	16.9	-	15.1	15.4	15.9	-	14.3	14.5	15.0	-
	S/T	0.64	0.56	0.42	-	0.65	0.57	0.43	-	1.00	0.59	0.45	-	1.00	0.61	0.47	-	1.00	0.64	0.50	-	1.00	1.00	0.55	-
	ΔT	20	18	15	-	20	18	15	-	20	18	15	-	20	18	15	-	20	18	14	-	21	19	16	-
	Lo PR	130	131	134	-	137	139	142	-	144	146	149	-	150	152	155	-	156	157	161	-	163	165	168	-
	Hi PR	231	232	234	-	267	268	270	-	306	307	308	-	347	348	349	-	391	392	394	-	438	439	441	-
	Amps	3.0	3.0	3.0	-	3.5	3.5	3.4	-	3.9	3.9	3.9	-	4.4	4.4	4.4	-	5.0	5.0	5.0	-	5.7	5.7	5.6	-
	KW	0.88	0.88	0.88	-	0.98	0.98	0.98	-	1.09	1.09	1.08	-	1.20	1.20	1.20	-	1.33	1.33	1.33	-	1.48	1.48	1.48	-
70	MBh	17.7	17.9	18.4	-	17.5	17.8	18.3	-	17.1	17.3	17.8	-	16.3	16.5	17.0	-	15.3	15.6	16.1	-	14.4	14.7	15.2	-
	S/T	0.69	0.61	0.47	-	0.69	0.62	0.48	-	1.00	0.64	0.50	-	1.00	0.66	0.52	-	1.00	0.68	0.54	-	1.00	1.00	0.60	-
	ΔT	19	17	14	-	19	17	14	-	19	17	14	-	19	17	14	-	19	17	13	-	20	18	15	-
	Lo PR	131	133	136	-	139	141	144	-	146	147	151	-	152	153	157	-	157	159	162	-	165	166	169	-
	Hi PR	233	234	235	-	269	270	272	-	307	308	310	-	348	349	351	-	393	394	395	-	440	441	442	-
	Amps	3.1	3.1	3.0	-	3.5	3.5	3.5	-	3.9	3.9	3.9	-	4.4	4.4	4.4	-	5.0	5.0	5.0	-	5.7	5.7	5.7	-
	KW	0.89	0.89	0.88	-	0.98	0.98	0.98	-	1.09	1.09	1.09	-	1.21	1.21	1.20	-	1.34	1.34	1.33	-	1.49	1.49	1.49	-
660	MBh	17.9	18.1	18.7	-	17.7	18.0	18.5	-	17.3	17.5	18.0	-	16.5	16.7	17.3	-	15.5	15.8	16.3	-	14.7	14.9	15.4	-
	S/T	0.72	0.64	0.50	-	0.72	0.65	0.51	-	1.00	0.67	0.53	-	1.00	0.69	0.55	-	1.00	0.71	0.57	-	1.00	1.00	0.63	-
	ΔT	18	16	13	-	18	16	13	-	19	17	13	-	18	16	13	-	18	16	13	-	19	17	14	-
	Lo PR	133	134	138	-	141	142	146	-	148	149	152	-	153	155	158	-	159	161	164	-	166	168	171	-
	Hi PR	234	235	237	-	271	272	273	-	309	310	311	-	350	351	352	-	394	395	397	-	441	442	444	-
	Amps	3.1	3.1	3.1	-	3.5	3.5	3.5	-	4.0	4.0	3.9	-	4.5	4.5	4.5	-	5.0	5.0	5.0	-	5.7	5.7	5.7	-
	KW	0.89	0.89	0.89	-	0.99	0.99	0.98	-	1.09	1.09	1.09	-	1.21	1.21	1.21	-	1.34	1.34	1.34	-	1.49	1.49	1.49	-

540	MBh	17.5	17.7	18.3	19.1	17.3	17.6	18.1	18.9	16.9	17.1	17.7	18.5	16.1	16.3	16.9	17.7	15.1	15.4	15.9	16.7	14.3	14.5	15.0	15.8
	S/T	0.77	0.70	0.56	0.41	1.00	0.70	0.56	0.41	1.00	0.73	0.59	0.44	1.00	0.75	0.61	0.46	1.00	0.78	0.64	0.49	1.00	1.00	0.68	0.54
	ΔT	24	22	19	15	24	22	19	15	24	22	19	15	24	22	19	15	24	22	18	14	25	23	20	16
	Lo PR	130	131	134	140	137	139	142	148	144	146	149	155	150	152	155	161	156	157	161	166	163	165	168	173
	Hi PR	231	232	234	238	268	269	270	274	306	307	308	312	347	348	350	354	391	392	394	398	438	439	441	445
	Amps	3.0	3.0	3.0	3.1	3.5	3.4	3.4	3.5	3.9	3.9	3.9	3.9	4.4	4.4	4.4	4.4	5.0	5.0	5.0	5.0	5.7	5.7	5.6	5.7
	KW	0.88	0.88	0.88	0.89	0.98	0.98	0.98	0.98	1.09	1.08	1.08	1.09	1.20	1.20	1.20	1.21	1.33	1.33	1.33	1.34	1.48	1.48	1.48	1.49
75	MBh	17.7	17.9	18.5	19.2	17.5	17.8	18.3	19.1	17.1	17.3	17.8	18.6	16.3	16.5	17.1	17.9	15.3	15.6	16.1	16.9	14.5	14.7	15.2	16.0
	S/T	0.82	0.74	0.60	0.46	1.00	0.75	0.61	0.46	1.00	0.78	0.64	0.49	1.00	0.80	0.66	0.51	1.00	0.83	0.68	0.53	1.00	1.00	0.73	0.58
	ΔT	23	21	18	14	23	21	18	14	23	22	18	14	23	21	18	14	23	21	18	14	24	22	19	15
	Lo PR	131	133	136	142	139	141	144	149	146	147	151	156	152	153	157	162	157	159	162	168	165	166	169	175
	Hi PR	233	234	235	240	269	270	272	276	307	308	310	314	348	349	351	355	393	394	395	399	440	441	443	447
	Amps	3.1	3.0	3.0	3.1	3.5	3.5	3.5	3.5	3.9	3.9	3.9	4.0	4.4	4.4	4.4	4.5	5.0	5.0	5.0	5.0	5.7	5.7	5.7	5.7
	KW	0.89	0.88	0.88	0.89	0.98	0.98	0.98	0.99	1.09	1.09	1.09	1.09	1.21	1.20	1.20	1.21	1.34	1.33	1.33	1.34	1.49	1.49	1.49	1.49
660	MBh	17.9	18.1	18.7	19.5	17.7	18.0	18.5	19.3	17.3	17.5	18.1	18.9	16.5	16.8	17.3	18.1	15.5	15.8	16.3	17.1	14.7	14.9	15.4	16.2
	S/T	0.85	0.77	0.63	0.49	1.00	0.78	0.64	0.49	1.00	0.81	0.67	0.52	1.00	1.00	0.69	0.54	1.00	0.71	0.56	0.41	1.00	1.00	0.76	0.61
	ΔT	22	21	17	13	22	21	17	13	23	21	17	14	22	21	17	13	22	20	17	13	23	21	18	14
	Lo PR	133	134	138	143	141	142	146	151	148	149	152	158	153	155	158	164	159	161	164	169	166	168	171	177
	Hi PR	234	235	237	241	271	272	273	277	309	310	312	316	350	351	353	357	394	395	397	401	442	443	444	448
	Amps	3.1	3.1	3.1	3.1	3.5	3.5	3.5	3.5	4.0	3.9	3.9	4.0	4.5	4.5	4.4	4.5	5.0	5.0	5.0	5.0	5.7	5.7	5.7	5.7
	KW	0.89	0.89	0.89	0.89	0.99	0.98	0.98	0.99	1.09	1.09	1.09	1.10	1.21	1.21	1.21	1.21	1.34	1.34	1.34	1.34	1.49	1.49	1.49	1.50

IDB = Entering Indoor Dry Bulb Temperature  
 High and low pressures are measured at the liquid and suction service valves.  
 Shaded area reflects ACCA (TVA) conditions  
 kW = Total system power  
 Amps = outdoor unit amps (comp.+fan)

EXPANDED COOLING DATA — ASXC160241C\*+CA\*F3137\*6A\*+EEP+TXV LOW STAGE (CONT.)

IDB	AIRFLOW	OUTDOOR AMBIENT TEMPERATURE												ENTERING INDOOR WET BULB TEMPERATURE											
		65°F				75°F				85°F				95°F				105°F				115°F			
		59	63	67	71	59	63	67	71	59	63	67	71	59	63	67	71	59	63	67	71	59	63	67	71
80	MBh	17.6	17.8	18.4	19.2	17.4	17.7	18.2	19.0	17.0	17.2	17.7	18.5	16.2	16.4	17.0	17.8	15.2	15.5	16.0	16.8	14.4	14.6	15.1	15.9
	S/T	1.00	0.83	0.69	0.54	1.00	0.83	0.69	0.54	1.00	1.00	0.72	0.57	1.00	1.00	0.74	0.59	1.00	1.00	0.76	0.61	1.00	1.00	0.76	0.67
	ΔT	28	26	23	19	28	26	23	19	29	27	23	20	28	26	23	19	28	26	23	19	29	27	24	20
	Lo PR	130	132	135	141	138	140	143	148	145	147	150	155	151	152	156	161	156	158	161	167	164	165	168	174
	Hi PR	232	233	234	238	268	269	271	275	306	307	309	313	347	348	350	354	392	393	394	398	439	440	441	445
	Amps	3.0	3.0	3.0	3.1	3.5	3.5	3.5	3.5	3.9	3.9	3.9	3.9	4.4	4.4	4.4	4.5	5.0	5.0	5.0	5.0	5.7	5.7	5.7	5.7
	KW	0.88	0.88	0.88	0.89	0.98	0.98	0.98	0.98	1.09	1.09	1.08	1.09	1.20	1.20	1.20	1.21	1.33	1.33	1.33	1.34	1.48	1.48	1.48	1.49
	MBh	17.8	18.0	18.5	19.3	17.6	17.9	18.4	19.2	17.2	17.4	17.9	18.7	16.4	16.6	17.1	17.9	15.4	15.7	16.2	17.0	14.5	14.8	15.3	16.1
	S/T	1.00	0.87	0.73	0.58	1.00	0.88	0.74	0.59	1.00	1.00	0.76	0.62	1.00	1.00	0.78	0.64	1.00	1.00	0.81	0.66	1.00	1.00	0.81	0.71
	ΔT	27	26	22	18	27	25	22	18	28	26	22	19	27	25	22	18	27	25	22	18	28	26	23	19
Lo PR	132	133	137	142	140	141	144	150	146	148	151	157	152	154	157	163	158	160	163	168	165	167	170	176	
Hi PR	233	234	236	240	270	271	272	276	308	309	310	314	349	350	352	356	393	394	396	400	440	441	443	447	
Amps	3.1	3.1	3.0	3.1	3.5	3.5	3.5	3.5	3.9	3.9	3.9	4.0	4.4	4.4	4.4	4.5	5.0	5.0	5.0	5.0	5.7	5.7	5.7	5.7	
KW	0.89	0.89	0.88	0.89	0.98	0.98	0.98	0.99	1.09	1.09	1.09	1.09	1.21	1.21	1.21	1.21	1.34	1.34	1.34	1.34	1.49	1.49	1.49	1.49	
85	MBh	18.0	18.2	18.8	19.6	17.8	18.1	18.6	19.4	17.4	17.6	18.1	18.9	16.6	16.8	17.4	18.2	15.6	15.9	16.4	17.2	14.8	15.0	15.5	16.3
	S/T	1.00	0.90	0.76	0.61	1.00	0.91	0.77	0.62	1.00	1.00	0.79	0.65	1.00	1.00	0.81	0.67	1.00	1.00	0.84	0.69	1.00	1.00	0.84	0.74
	ΔT	27	25	21	18	27	25	21	18	27	25	21	18	27	25	21	18	26	24	21	17	27	26	22	18
	Lo PR	133	135	138	144	141	143	146	152	148	150	153	158	154	156	159	164	160	161	165	170	167	168	172	177
	Hi PR	235	236	237	241	271	272	274	278	309	310	312	316	350	351	353	357	395	396	397	401	442	443	445	449
	Amps	3.1	3.1	3.1	3.1	3.5	3.5	3.5	3.5	4.0	4.0	3.9	4.0	4.5	4.5	4.5	4.5	5.0	5.0	5.0	5.0	5.7	5.7	5.7	5.7
	KW	0.89	0.89	0.89	0.89	0.99	0.98	0.98	0.99	1.09	1.09	1.09	1.10	1.21	1.21	1.21	1.21	1.34	1.34	1.34	1.34	1.49	1.49	1.49	1.50
	MBh	17.9	18.1	18.7	19.4	17.7	18.0	18.5	19.3	17.3	17.5	18.0	18.8	16.5	16.7	17.3	18.1	15.5	15.8	16.3	17.1	14.7	14.9	15.4	16.2
	S/T	1.00	0.93	0.79	0.64	1.00	1.00	0.80	0.65	1.00	1.00	0.82	0.67	1.00	1.00	0.84	0.69	1.00	1.00	0.87	0.72	1.00	1.00	0.87	0.77
	ΔT	32	30	27	23	32	30	27	23	32	30	27	23	32	30	27	23	32	30	26	23	33	31	27	24
Lo PR	132	134	137	142	140	142	145	150	147	148	152	157	153	154	158	163	158	160	163	169	166	167	170	176	
Hi PR	233	234	235	239	269	270	272	276	307	308	310	314	348	349	351	355	393	394	395	399	440	441	443	447	
Amps	3.0	3.0	3.0	3.1	3.5	3.5	3.5	3.5	3.9	3.9	3.9	4.0	4.4	4.4	4.4	4.5	5.0	5.0	5.0	5.0	5.7	5.7	5.7	5.7	
KW	0.88	0.88	0.88	0.89	0.98	0.98	0.98	0.99	1.09	1.09	1.09	1.09	1.20	1.20	1.20	1.21	1.33	1.33	1.33	1.34	1.49	1.49	1.49	1.49	
85	MBh	18.1	18.3	18.8	19.6	17.9	18.2	18.7	19.5	17.5	17.7	18.2	19.0	16.7	16.9	17.4	18.2	15.7	16.0	16.5	17.3	14.8	15.1	15.6	16.4
	S/T	1.00	0.98	0.84	0.69	1.00	1.00	0.84	0.70	1.00	1.00	0.87	0.72	1.00	1.00	0.89	0.74	1.00	1.00	0.92	0.76	1.00	1.00	0.92	0.82
	ΔT	31	29	26	22	31	29	26	22	31	29	26	22	31	29	26	22	31	29	25	22	32	30	27	23
	Lo PR	134	135	139	144	141	143	146	152	148	150	153	159	154	156	159	165	160	162	165	170	167	169	172	177
	Hi PR	234	235	237	241	271	272	273	277	309	310	312	316	350	351	353	357	394	395	397	401	441	442	444	448
	Amps	3.1	3.1	3.1	3.1	3.5	3.5	3.5	3.5	3.9	3.9	3.9	4.0	4.5	4.5	4.5	4.5	5.0	5.0	5.0	5.0	5.7	5.7	5.7	5.7
	KW	0.89	0.89	0.89	0.89	0.98	0.98	0.98	0.99	1.09	1.09	1.09	1.10	1.21	1.21	1.21	1.21	1.34	1.34	1.34	1.34	1.49	1.49	1.49	1.50
	MBh	18.3	18.5	19.1	19.8	18.1	18.4	18.9	19.7	17.7	17.9	18.4	19.2	16.9	17.1	17.7	18.5	15.9	16.2	16.7	17.5	15.1	15.3	15.8	16.6
	S/T	1.00	1.00	0.87	0.72	1.00	1.00	0.87	0.73	1.00	1.00	0.90	0.75	1.00	1.00	0.90	0.77	1.00	1.00	0.92	0.79	1.00	1.00	0.92	0.85
	ΔT	30	28	25	21	30	28	25	21	31	29	25	22	30	28	25	21	30	28	25	21	31	29	26	22
Lo PR	135	137	140	146	143	145	148	154	150	152	155	160	156	157	161	166	162	163	166	172	169	170	174	179	
Hi PR	236	237	239	243	272	273	275	279	310	311	313	317	351	352	354	358	396	397	398	402	443	444	446	450	
Amps	3.1	3.1	3.1	3.1	3.5	3.5	3.5	3.5	4.0	4.0	4.0	4.0	4.5	4.5	4.5	4.5	5.0	5.0	5.0	5.0	5.7	5.7	5.7	5.7	
KW	0.89	0.89	0.89	0.90	0.99	0.99	0.99	0.99	1.10	1.09	1.09	1.10	1.21	1.21	1.21	1.22	1.34	1.34	1.34	1.35	1.49	1.49	1.49	1.50	

IDB = Entering Indoor Dry Bulb Temperature  
 High and low pressures are measured at the liquid and suction service valves.  
 Shaded area reflects AHRI (TVA) conditions  
 kW = Total system power  
 Amps = outdoor unit amps (comp.+fan)

EXPANDED COOLING DATA — ASXC160241C\*+CA\*F3137\*6A\*+EEP+TXV HIGH STAGE

IDB	AIRFLOW	OUTDOOR AMBIENT TEMPERATURE												ENTERING INDOOR WET BULB TEMPERATURE											
		65°F				75°F				85°F				95°F				105°F				115°F			
		59	63	67	71	59	63	67	71	59	63	67	71	59	63	67	71	59	63	67	71	59	63	67	71
70	MBh	24.3	24.7	25.4	-	24.1	24.4	25.2	-	23.5	23.8	24.5	-	22.4	22.7	23.5	-	21.1	21.4	22.1	-	19.8	20.2	20.9	-
	S/T	0.62	0.55	0.41	-	0.63	0.55	0.42	-	0.66	0.58	0.44	-	1.00	0.60	0.46	-	1.00	0.62	0.48	-	1.00	0.67	0.54	-
	ΔT	21	19	15	-	21	19	15	-	21	19	15	-	21	19	15	-	20	18	15	-	22	20	16	-
	Lo PR	126	128	131	-	134	135	138	-	140	142	145	-	146	148	151	-	152	153	156	-	159	160	163	-
	Hi PR	242	243	244	-	280	281	283	-	320	321	322	-	363	364	365	-	409	410	412	-	458	459	461	-
	Amps	4.8	4.8	4.8	-	5.5	5.5	5.5	-	6.2	6.2	6.2	-	7.0	7.0	7.0	-	7.9	7.9	7.9	-	9.0	9.0	9.0	-
	KW	1.40	1.40	1.40	-	1.56	1.55	1.55	-	1.73	1.73	1.72	-	1.91	1.91	1.91	-	2.12	2.12	2.11	-	2.36	2.36	2.36	-
70	MBh	24.6	24.9	25.7	-	24.4	24.7	25.4	-	23.7	24.1	24.8	-	22.6	23.0	23.7	-	21.3	21.7	22.4	-	20.1	20.4	21.2	-
	S/T	0.67	0.59	0.46	-	0.68	0.60	0.46	-	0.70	0.63	0.49	-	1.00	0.64	0.51	-	1.00	0.67	0.53	-	1.00	0.72	0.58	-
	ΔT	20	18	14	-	20	18	14	-	20	18	14	-	20	18	14	-	19	18	14	-	21	19	15	-
	Lo PR	128	129	132	-	135	137	140	-	142	143	147	-	148	149	152	-	153	155	158	-	160	162	165	-
	Hi PR	243	244	246	-	281	282	284	-	321	322	324	-	364	365	367	-	411	412	413	-	460	461	463	-
	Amps	4.9	4.8	4.8	-	5.5	5.5	5.5	-	6.3	6.3	6.2	-	7.1	7.1	7.1	-	8.0	8.0	8.0	-	9.0	9.0	9.0	-
	KW	1.41	1.41	1.40	-	1.56	1.56	1.56	-	1.73	1.73	1.73	-	1.92	1.92	1.91	-	2.12	2.12	2.12	-	2.37	2.37	2.36	-
70	MBh	24.9	25.2	26.0	-	24.7	25.0	25.7	-	24.0	24.4	25.1	-	22.9	23.3	24.0	-	21.6	22.0	22.7	-	20.4	20.7	21.5	-
	S/T	0.70	0.62	0.49	-	0.71	0.63	0.49	-	1.00	0.65	0.52	-	1.00	0.67	0.54	-	1.00	0.70	0.56	-	1.00	0.75	0.61	-
	ΔT	19	17	13	-	19	17	13	-	19	17	14	-	19	17	13	-	19	17	13	-	20	18	14	-
	Lo PR	129	131	134	-	137	138	142	-	143	145	148	-	149	151	154	-	155	156	159	-	162	163	166	-
	Hi PR	245	246	248	-	283	284	286	-	323	324	326	-	366	367	369	-	412	413	415	-	462	463	464	-
	Amps	4.9	4.9	4.9	-	5.5	5.5	5.5	-	6.3	6.3	6.3	-	7.1	7.1	7.1	-	8.0	8.0	8.0	-	9.0	9.0	9.0	-
	KW	1.41	1.41	1.41	-	1.57	1.57	1.56	-	1.74	1.74	1.73	-	1.92	1.92	1.92	-	2.13	2.13	2.13	-	2.37	2.37	2.37	-

720	MBh	24.3	24.7	25.4	26.5	24.1	24.5	25.2	26.3	23.5	23.8	24.6	25.7	22.4	22.7	23.5	24.6	21.1	21.4	22.1	23.2	19.8	20.2	20.9	22.0
	S/T	0.75	0.68	0.54	0.40	1.00	0.68	0.55	0.40	1.00	0.71	0.57	0.43	1.00	0.73	0.59	0.45	1.00	0.75	0.61	0.47	1.00	1.00	0.67	0.52
	ΔT	25	23	19	16	25	23	19	16	25	23	20	16	25	23	19	16	25	23	19	15	26	24	20	17
	Lo PR	126	128	131	136	134	135	138	144	140	142	145	151	146	148	151	156	152	153	156	162	159	160	163	169
	Hi PR	242	243	245	249	280	281	283	287	320	321	323	327	363	364	366	370	409	410	412	416	459	460	461	466
	Amps	4.8	4.8	4.8	4.9	5.5	5.5	5.5	5.5	6.2	6.2	6.2	6.3	7.0	7.0	7.0	7.1	7.9	7.9	7.9	8.0	9.0	9.0	9.0	9.0
	KW	1.40	1.40	1.40	1.41	1.55	1.55	1.55	1.56	1.73	1.72	1.72	1.73	1.91	1.91	1.91	1.92	2.12	2.12	2.11	2.13	2.36	2.36	2.36	2.37
75	MBh	24.6	24.9	25.7	26.8	24.4	24.7	25.4	26.6	23.7	24.1	24.8	25.9	22.7	23.0	23.7	24.8	21.3	21.7	22.4	23.5	20.1	20.5	21.2	22.3
	S/T	0.80	0.72	0.59	0.44	1.00	0.73	0.59	0.45	1.00	0.75	0.62	0.47	1.00	0.77	0.64	0.49	1.00	1.00	0.66	0.52	1.00	1.00	0.71	0.57
	ΔT	24	22	19	15	24	22	18	15	24	22	19	15	24	22	18	15	24	22	18	14	25	23	19	16
	Lo PR	128	129	132	138	135	137	140	145	142	143	147	152	148	149	152	158	153	155	158	163	160	162	165	170
	Hi PR	244	245	246	251	282	283	284	289	322	323	324	328	364	366	367	371	411	412	414	418	460	461	463	467
	Amps	4.9	4.8	4.8	4.9	5.5	5.5	5.5	5.6	6.3	6.3	6.2	6.3	7.1	7.0	7.0	7.1	8.0	8.0	7.9	8.0	9.0	9.0	9.0	9.1
	KW	1.41	1.41	1.40	1.42	1.56	1.56	1.56	1.57	1.73	1.73	1.73	1.74	1.92	1.92	1.91	1.92	2.12	2.12	2.12	2.13	2.37	2.37	2.36	2.37
800	MBh	24.9	25.2	26.0	27.1	24.7	25.0	25.7	26.9	24.0	24.4	25.1	26.2	23.0	23.3	24.0	25.1	21.6	22.0	22.7	23.8	20.4	20.8	21.5	22.6
	S/T	0.83	0.75	0.62	0.47	1.00	0.76	0.62	0.48	1.00	0.78	0.65	0.50	1.00	0.80	0.67	0.52	1.00	1.00	0.69	0.55	1.00	1.00	0.74	0.60
	ΔT	23	21	18	14	23	21	18	14	24	22	18	14	23	21	18	14	23	21	17	14	24	22	19	15
	Lo PR	129	131	134	139	137	138	142	147	144	145	148	154	149	151	154	159	155	156	159	165	162	163	166	172
	Hi PR	245	246	248	252	283	284	286	290	323	324	326	330	366	367	369	373	412	413	415	419	462	463	465	469
	Amps	4.9	4.9	4.9	4.9	5.5	5.5	5.5	5.6	6.3	6.3	6.3	6.3	7.1	7.1	7.1	7.1	8.0	8.0	8.0	8.0	9.0	9.0	9.0	9.1
	KW	1.41	1.41	1.41	1.42	1.57	1.57	1.56	1.57	1.74	1.74	1.74	1.75	1.92	1.92	1.92	1.93	2.13	2.13	2.13	2.14	2.37	2.37	2.37	2.38

IDB = Entering Indoor Dry Bulb Temperature  
 High and low pressures are measured at the liquid and suction service valves.  
 Shaded area reflects ACCA (TVA) conditions  
 kW = Total system power  
 Amps = outdoor unit amps (comp.+fan)

EXPANDED COOLING DATA — ASXC160241C\*+CA\*F3137\*6A\*+EEP+TXV HIGH STAGE (CONT.)

IDB	AIRFLOW	OUTDOOR AMBIENT TEMPERATURE																								
		65°F				75°F				85°F				95°F				105°F				115°F				
		59	63	67	71	59	63	67	71	59	63	67	71	59	63	67	71	59	63	67	71	59	63	67	71	
80	720	MBh	24.5	24.8	25.5	26.6	24.2	24.6	25.3	26.4	23.6	24.0	24.7	25.8	22.5	22.9	23.6	24.7	21.2	21.5	22.3	23.4	20.0	20.3	21.0	22.1
		S/T	1.00	0.80	0.67	0.52	1.00	0.81	0.67	0.53	1.00	0.84	0.70	0.55	1.00	1.00	0.72	0.57	1.00	1.00	0.74	0.60	1.00	1.00	0.79	0.65
		ΔT	29	27	24	20	29	27	24	20	30	28	24	20	29	27	24	20	29	27	23	20	30	28	25	21
		Lo PR	127	128	131	137	134	136	139	144	141	143	146	151	147	148	151	157	152	154	157	162	159	161	164	169
		Hi PR	242	243	245	249	280	282	283	287	320	321	323	327	363	364	366	370	410	411	412	417	459	460	462	466
		Amps	4.8	4.8	4.8	4.9	5.5	5.5	5.5	5.5	6.2	6.2	6.2	6.3	7.0	7.0	7.0	7.1	7.9	7.9	7.9	8.0	9.0	9.0	9.0	9.0
	KW	1.40	1.40	1.40	1.41	1.56	1.55	1.55	1.56	1.73	1.73	1.72	1.73	1.91	1.91	1.91	1.92	2.12	2.12	2.11	2.13	2.36	2.36	2.36	2.37	
	800	MBh	24.7	25.1	25.8	26.9	24.5	24.8	25.6	26.7	23.9	24.2	24.9	26.0	22.8	23.1	23.8	25.0	21.5	21.8	22.5	23.6	20.2	20.6	21.3	22.4
		S/T	1.00	0.85	0.71	0.57	1.00	0.86	0.72	0.58	1.00	0.88	0.74	0.60	1.00	1.00	0.76	0.62	1.00	1.00	0.79	0.64	1.00	1.00	0.84	0.69
		ΔT	28	26	23	19	28	26	23	19	29	27	23	19	28	26	23	19	28	26	22	19	29	27	24	20
		Lo PR	128	130	133	138	136	137	141	146	142	144	147	153	148	150	153	158	154	155	158	164	161	162	165	171
		Hi PR	244	245	247	251	282	283	285	289	322	323	325	329	365	366	368	372	411	412	414	418	461	462	463	468
Amps		4.9	4.8	4.8	4.9	5.5	5.5	5.5	5.6	6.3	6.3	6.2	6.3	7.1	7.1	7.1	7.1	8.0	8.0	8.0	8.0	9.0	9.0	9.0	9.1	
KW	1.41	1.41	1.41	1.42	1.56	1.56	1.56	1.57	1.73	1.73	1.73	1.74	1.92	1.92	1.92	1.93	2.12	2.12	2.12	2.13	2.37	2.37	2.37	2.37		
880	MBh	25.0	25.4	26.1	27.2	24.8	25.1	25.9	27.0	24.2	24.5	25.2	26.3	23.1	23.4	24.2	25.3	21.8	22.1	22.8	23.9	20.5	20.9	21.6	22.7	
	S/T	1.00	0.88	0.74	0.60	1.00	0.89	0.75	0.60	1.00	1.00	0.77	0.63	1.00	1.00	0.79	0.65	1.00	1.00	0.82	0.67	1.00	1.00	0.87	0.72	
	ΔT	28	26	22	18	28	26	22	18	28	26	22	18	28	26	22	18	27	25	22	18	28	27	23	19	
	Lo PR	130	131	134	140	137	139	142	147	144	146	149	154	150	151	154	160	155	157	160	165	162	164	167	172	
	Hi PR	246	247	248	253	284	285	286	291	324	325	326	331	367	368	369	373	413	414	416	420	462	463	465	469	
	Amps	4.9	4.9	4.9	4.9	5.5	5.5	5.5	5.6	6.3	6.3	6.3	6.3	7.1	7.1	7.1	7.1	8.0	8.0	8.0	8.0	9.0	9.0	9.0	9.1	
KW	1.41	1.41	1.41	1.42	1.57	1.57	1.57	1.57	1.74	1.74	1.74	1.75	1.92	1.92	1.92	1.93	2.13	2.13	2.13	2.14	2.37	2.37	2.37	2.37		
85	720	MBh	24.9	25.2	25.9	27.0	24.7	25.0	25.7	26.8	24.0	24.4	25.1	26.2	22.9	23.3	24.0	25.1	21.6	21.9	22.7	23.8	20.4	20.7	21.5	22.6
		S/T	1.00	0.91	0.77	0.63	1.00	1.00	0.78	0.63	1.00	1.00	0.80	0.66	1.00	1.00	0.82	0.68	1.00	1.00	1.00	0.70	1.00	1.00	1.00	0.75
		ΔT	33	31	28	24	33	31	28	24	33	31	28	24	33	31	27	24	33	31	27	23	34	32	28	25
		Lo PR	129	130	133	139	136	138	141	146	143	144	148	153	149	150	153	159	154	156	159	164	161	163	166	171
		Hi PR	244	245	246	250	282	283	284	289	321	323	324	328	364	365	367	371	411	412	414	418	460	461	463	467
		Amps	4.8	4.8	4.8	4.9	5.5	5.5	5.5	5.5	6.2	6.2	6.2	6.3	7.1	7.0	7.0	7.1	8.0	7.9	7.9	8.0	9.0	9.0	9.0	9.0
	KW	1.41	1.40	1.40	1.41	1.56	1.56	1.55	1.57	1.73	1.73	1.73	1.74	1.91	1.91	1.91	1.92	2.12	2.12	2.12	2.13	2.36	2.36	2.36	2.37	
	800	MBh	25.1	25.5	26.2	27.3	24.9	25.3	26.0	27.1	24.3	24.6	25.3	26.5	23.2	23.5	24.3	25.4	21.9	22.2	22.9	24.0	20.6	21.0	21.7	22.8
		S/T	1.00	0.95	0.82	0.67	1.00	1.00	0.82	0.68	1.00	1.00	0.85	0.70	1.00	1.00	0.87	0.72	1.00	1.00	1.00	0.74	1.00	1.00	1.00	0.80
		ΔT	32	30	27	23	32	30	27	23	32	30	27	23	32	30	27	23	32	30	26	23	33	31	28	24
		Lo PR	130	132	135	140	138	139	142	148	144	146	149	154	150	152	155	160	156	157	160	166	163	164	167	173
		Hi PR	245	246	248	252	283	284	286	290	323	324	326	330	366	367	369	373	412	413	415	419	462	463	465	469
Amps		4.9	4.9	4.9	4.9	5.5	5.5	5.5	5.6	6.3	6.3	6.3	6.3	7.1	7.1	7.1	7.1	8.0	8.0	8.0	8.0	9.0	9.0	9.0	9.1	
KW	1.41	1.41	1.41	1.42	1.56	1.56	1.56	1.57	1.74	1.74	1.73	1.74	1.92	1.92	1.92	1.93	2.13	2.13	2.12	2.14	2.37	2.37	2.37	2.38		
880	MBh	25.4	25.8	26.5	27.6	25.2	25.6	26.3	27.4	24.6	24.9	25.6	26.8	23.5	23.8	24.6	25.7	22.2	22.5	23.2	24.3	20.9	21.3	22.0	23.1	
	S/T	1.00	0.98	0.84	0.70	1.00	1.00	0.85	0.71	1.00	1.00	0.88	0.73	1.00	1.00	0.90	0.75	1.00	1.00	1.00	0.77	1.00	1.00	1.00	0.83	
	ΔT	31	29	26	22	31	29	26	22	32	30	26	22	31	29	26	22	31	29	26	22	32	30	27	23	
	Lo PR	132	133	136	142	139	141	144	149	146	148	151	156	152	153	156	162	157	159	162	167	164	166	169	174	
	Hi PR	247	248	249	254	285	286	288	292	325	326	327	332	368	369	370	375	414	415	417	421	463	464	466	470	
	Amps	4.9	4.9	4.9	4.9	5.6	5.6	5.6	5.6	6.3	6.3	6.3	6.3	7.1	7.1	7.1	7.1	8.0	8.0	8.0	8.0	9.1	9.1	9.1	9.1	
KW	1.42	1.42	1.41	1.42	1.57	1.57	1.57	1.58	1.74	1.74	1.74	1.75	1.93	1.92	1.92	1.93	2.13	2.13	2.13	2.14	2.38	2.37	2.37	2.38		

IDB = Entering Indoor Dry Bulb Temperature  
 High and low pressures are measured at the liquid and suction service valves.  
 Shaded area reflects AHRI (TVA) conditions  
 kW = Total system power  
 Amps = outdoor unit amps (comp.+fan)

EXPANDED COOLING DATA — ASXC160361C\*+CA\*F3137\*6A\*+EEP+TXV LOW STAGE

IDB	AIRFLOW	OUTDOOR AMBIENT TEMPERATURE																							
		65°F				75°F				85°F				95°F				105°F				115°F			
		59	63	67	71	59	63	67	71	59	63	67	71	59	63	67	71	59	63	67	71	59	63	67	71
70	MBh	25.7	26.1	26.8	-	25.5	25.8	26.6	-	24.8	25.2	25.9	-	23.6	24.0	24.8	-	22.2	22.6	23.4	-	20.9	21.3	22.1	-
	S/T	0.62	0.54	0.40	-	0.62	0.54	0.41	-	0.65	0.57	0.43	-	1.00	0.59	0.45	-	1.00	0.61	0.47	-	1.00	0.66	0.53	-
	ΔT	20	18	15	-	20	18	14	-	20	18	15	-	20	18	14	-	19	18	14	-	21	19	15	-
	Lo PR	125	127	130	-	133	134	138	-	140	141	144	-	145	147	150	-	151	152	155	-	158	159	162	-
	Hi PR	234	235	236	-	270	271	273	-	309	310	312	-	351	352	353	-	395	397	398	-	443	444	446	-
	Amps	4.5	4.5	4.5	-	5.1	5.1	5.1	-	5.8	5.8	5.8	-	6.6	6.6	6.6	-	7.4	7.4	7.4	-	8.4	8.4	8.4	-
	KW	1.29	1.29	1.29	-	1.44	1.44	1.43	-	1.60	1.60	1.60	-	1.77	1.77	1.77	-	1.97	1.97	1.97	-	2.20	2.20	2.20	-
800	MBh	26.0	26.4	27.2	-	25.8	26.2	26.9	-	25.1	25.5	26.3	-	24.0	24.3	25.1	-	22.6	22.9	23.7	-	21.3	21.6	22.4	-
	S/T	0.68	0.60	0.46	-	0.68	0.61	0.47	-	0.71	0.63	0.49	-	1.00	0.65	0.51	-	1.00	0.67	0.54	-	1.00	0.73	0.59	-
	ΔT	19	17	13	-	19	17	13	-	19	17	14	-	19	17	13	-	18	17	13	-	19	18	14	-
	Lo PR	127	129	132	-	135	136	139	-	141	143	146	-	147	149	152	-	153	154	157	-	160	161	164	-
	Hi PR	236	237	238	-	272	273	275	-	311	312	314	-	353	354	355	-	397	398	400	-	445	446	448	-
	Amps	4.5	4.5	4.5	-	5.2	5.2	5.1	-	5.9	5.9	5.8	-	6.6	6.6	6.6	-	7.5	7.5	7.5	-	8.5	8.5	8.5	-
	KW	1.30	1.30	1.30	-	1.45	1.44	1.44	-	1.61	1.61	1.60	-	1.78	1.78	1.78	-	1.98	1.98	1.97	-	2.21	2.21	2.20	-
900	MBh	26.4	26.8	27.6	-	26.2	26.6	27.3	-	25.5	25.9	26.7	-	24.4	24.8	25.5	-	23.0	23.3	24.1	-	21.7	22.1	22.8	-
	S/T	0.71	0.63	0.50	-	0.72	0.64	0.50	-	1.00	0.67	0.53	-	1.00	0.69	0.55	-	1.00	0.71	0.57	-	1.00	0.76	0.62	-
	ΔT	18	16	12	-	18	16	12	-	18	16	13	-	18	16	12	-	17	16	12	-	19	17	13	-
	Lo PR	129	131	134	-	137	138	141	-	143	145	148	-	149	151	154	-	155	156	159	-	162	163	166	-
	Hi PR	238	239	240	-	274	275	277	-	313	314	316	-	355	356	357	-	399	400	402	-	447	448	450	-
	Amps	4.6	4.6	4.5	-	5.2	5.2	5.2	-	5.9	5.9	5.9	-	6.6	6.6	6.6	-	7.5	7.5	7.5	-	8.5	8.5	8.5	-
	KW	1.31	1.31	1.30	-	1.45	1.45	1.45	-	1.61	1.61	1.61	-	1.79	1.79	1.78	-	1.98	1.98	1.98	-	2.21	2.21	2.21	-

IDB	AIRFLOW	OUTDOOR AMBIENT TEMPERATURE																							
		65°F				75°F				85°F				95°F				105°F				115°F			
		59	63	67	71	59	63	67	71	59	63	67	71	59	63	67	71	59	63	67	71	59	63	67	71
700	MBh	25.7	26.1	26.9	28.0	25.5	25.9	26.6	27.8	24.8	25.2	25.9	27.1	23.7	24.0	24.8	26.0	22.3	22.6	23.4	24.6	21.0	21.3	22.1	23.3
	S/T	0.75	0.67	0.53	0.39	0.75	0.68	0.54	0.39	1.00	0.70	0.56	0.42	1.00	0.72	0.58	0.44	1.00	0.74	0.61	0.46	1.00	1.00	0.66	0.51
	ΔT	24	22	19	15	24	22	18	15	24	22	19	15	24	22	18	15	23	22	18	15	25	23	19	16
	Lo PR	125	127	130	135	133	134	138	143	140	141	144	150	145	147	150	155	151	152	155	161	158	159	162	168
	Hi PR	234	235	236	241	271	272	273	277	309	310	312	316	351	352	354	358	396	397	398	402	444	445	446	450
	Amps	4.5	4.5	4.5	4.5	5.1	5.1	5.1	5.2	5.8	5.8	5.8	5.9	6.6	6.6	6.6	6.6	7.4	7.4	7.4	7.5	8.4	8.4	8.4	8.5
	KW	1.29	1.29	1.29	1.30	1.44	1.44	1.43	1.44	1.60	1.60	1.60	1.61	1.77	1.77	1.77	1.78	1.97	1.97	1.97	1.98	2.20	2.20	2.19	2.21
800	MBh	26.1	26.4	27.2	28.4	25.8	26.2	27.0	28.1	25.2	25.5	26.3	27.5	24.0	24.4	25.1	26.3	22.6	23.0	23.7	24.9	21.3	21.7	22.4	23.6
	S/T	0.81	0.73	0.59	0.45	1.00	0.74	0.60	0.45	1.00	0.76	0.62	0.48	1.00	0.78	0.64	0.50	1.00	0.80	0.67	0.52	1.00	1.00	0.72	0.57
	ΔT	23	21	17	14	23	21	17	14	23	21	18	14	23	21	17	14	22	21	17	14	24	22	18	15
	Lo PR	127	129	132	137	135	136	139	145	141	143	146	151	147	149	152	157	153	154	157	163	160	161	164	170
	Hi PR	236	237	238	243	273	274	275	279	311	312	314	318	353	354	356	360	398	399	400	404	446	447	448	452
	Amps	4.5	4.5	4.5	4.6	5.2	5.1	5.1	5.2	5.9	5.9	5.8	5.9	6.6	6.6	6.6	6.6	7.5	7.5	7.4	7.5	8.5	8.5	8.4	8.5
	KW	1.30	1.30	1.30	1.31	1.44	1.44	1.44	1.45	1.61	1.61	1.60	1.61	1.78	1.78	1.78	1.79	1.98	1.98	1.97	1.98	2.21	2.20	2.20	2.21
900	MBh	26.5	26.8	27.6	28.8	26.2	26.6	27.4	28.5	25.6	25.9	26.7	27.9	24.4	24.8	25.5	26.7	23.0	23.4	24.1	25.3	21.7	22.1	22.8	24.0
	S/T	0.84	0.76	0.63	0.48	1.00	0.77	0.63	0.49	1.00	0.80	0.66	0.51	1.00	0.82	0.68	0.53	1.00	1.00	0.70	0.56	1.00	1.00	0.75	0.61
	ΔT	22	20	17	13	22	20	16	13	22	20	17	13	22	20	16	13	21	20	16	13	23	21	17	14
	Lo PR	129	131	134	139	137	138	142	147	143	145	148	154	149	151	154	159	155	156	159	165	162	163	166	172
	Hi PR	238	239	240	244	275	276	277	281	313	314	316	320	355	356	357	362	400	401	402	406	447	448	450	454
	Amps	4.6	4.5	4.5	4.6	5.2	5.2	5.2	5.2	5.9	5.9	5.9	5.9	6.6	6.6	6.6	6.7	7.5	7.5	7.5	7.5	8.5	8.5	8.5	8.5
	KW	1.31	1.31	1.30	1.31	1.45	1.45	1.45	1.46	1.61	1.61	1.61	1.62	1.79	1.79	1.78	1.79	1.98	1.98	1.98	1.99	2.21	2.21	2.21	2.22

IDB = Entering Indoor Dry Bulb Temperature  
 High and low pressures are measured at the liquid and suction service valves.  
 Shaded area reflects ACCA (TVA) conditions  
 kW = Total system power  
 Amps = outdoor unit amps (comp.+fan)



IDB	AIRFLOW	OUTDOOR AMBIENT TEMPERATURE												ENTERING INDOOR WET BULB TEMPERATURE											
		65°F				75°F				85°F				95°F				105°F				115°F			
		59	63	67	71	59	63	67	71	59	63	67	71	59	63	67	71	59	63	67	71	59	63	67	71
80	MBh	25.9	26.2	27.0	28.2	25.6	26.0	26.8	27.9	25.0	25.3	26.1	27.3	23.8	24.2	24.9	26.1	22.4	22.7	23.5	24.7	21.1	21.5	22.2	23.4
	S/T	1.00	0.80	0.66	0.51	1.00	0.80	0.67	0.52	1.00	0.83	0.69	0.55	1.00	1.00	0.71	0.57	1.00	1.00	0.73	0.59	1.00	1.00	0.79	0.64
	ΔT	28	26	23	19	28	26	23	19	28	26	23	19	28	26	23	19	28	26	22	19	29	27	23	20
	Lo PR	126	127	131	136	133	135	138	144	140	142	145	150	146	147	151	156	151	153	156	161	158	160	163	168
	Hi PR	234	235	237	241	271	272	274	278	310	311	312	316	351	352	354	358	396	397	399	403	444	445	447	451
	Amps	4.5	4.5	4.5	4.5	5.1	5.1	5.1	5.2	5.8	5.8	5.8	5.9	6.6	6.6	6.6	6.6	7.4	7.4	7.4	7.5	8.4	8.4	8.4	8.5
	KW	1.29	1.29	1.29	1.30	1.44	1.44	1.43	1.45	1.60	1.60	1.60	1.61	1.77	1.77	1.77	1.78	1.97	1.97	1.97	1.98	2.20	2.20	2.20	2.21
	MBh	26.2	26.6	27.3	28.5	26.0	26.3	27.1	28.3	25.3	25.7	26.4	27.6	24.1	24.5	25.3	26.4	22.7	23.1	23.9	25.0	21.4	21.8	22.6	23.7
	S/T	1.00	0.86	0.72	0.57	1.00	0.86	0.73	0.58	1.00	0.89	0.75	0.61	1.00	1.00	0.77	0.63	1.00	1.00	0.79	0.65	1.00	1.00	0.85	0.70
	ΔT	27	25	21	18	27	25	21	18	27	25	22	18	27	25	21	18	26	25	21	18	28	26	22	19
	Lo PR	128	129	132	138	135	137	140	145	142	144	147	152	148	149	152	158	153	155	158	163	160	162	165	170
	Hi PR	236	237	239	243	273	274	276	280	312	313	314	318	353	354	356	360	398	399	401	405	446	447	449	453
Amps	4.5	4.5	4.5	4.6	5.2	5.2	5.1	5.2	5.9	5.9	5.8	5.9	6.6	6.6	6.6	6.6	7.5	7.5	7.5	7.5	8.5	8.5	8.5	8.5	
KW	1.30	1.30	1.30	1.31	1.45	1.44	1.44	1.45	1.61	1.61	1.61	1.61	1.78	1.78	1.78	1.79	1.98	1.98	1.98	1.99	2.21	2.21	2.21	2.21	
MBh	26.6	27.0	27.7	28.9	26.4	26.7	27.5	28.7	25.7	26.1	26.8	28.0	24.5	24.9	25.7	26.8	23.1	23.5	24.3	25.4	21.8	22.2	23.0	24.1	
S/T	1.00	0.89	0.75	0.61	1.00	0.90	0.76	0.62	1.00	1.00	0.79	0.64	1.00	1.00	0.81	0.66	1.00	1.00	0.83	0.68	1.00	1.00	0.88	0.74	
ΔT	26	24	21	17	26	24	21	17	26	24	21	17	26	24	20	17	25	24	20	17	27	25	21	18	
Lo PR	130	131	134	140	137	139	142	147	144	146	149	154	150	151	154	160	155	157	160	165	162	164	167	172	
Hi PR	238	239	241	245	275	276	278	282	314	315	316	320	355	356	358	362	400	401	403	407	448	449	451	455	
Amps	4.6	4.6	4.5	4.6	5.2	5.2	5.2	5.2	5.9	5.9	5.9	5.9	6.6	6.6	6.6	6.7	7.5	7.5	7.5	7.5	8.5	8.5	8.5	8.5	
KW	1.31	1.31	1.30	1.31	1.45	1.45	1.45	1.46	1.61	1.61	1.61	1.62	1.79	1.79	1.79	1.80	1.98	1.98	1.98	1.99	2.21	2.21	2.21	2.22	
85	MBh	26.3	26.6	27.4	28.6	26.1	26.4	27.2	28.4	25.4	25.7	26.5	27.7	24.2	24.6	25.4	26.5	22.8	23.2	23.9	25.1	21.5	21.9	22.7	23.8
	S/T	1.00	0.90	0.76	0.62	1.00	1.00	0.77	0.62	1.00	1.00	0.79	0.65	1.00	1.00	0.81	0.67	1.00	1.00	0.84	0.69	1.00	1.00	1.00	0.74
	ΔT	31	30	26	23	31	30	26	23	32	30	26	23	31	30	26	23	31	29	26	22	32	30	27	23
	Lo PR	128	129	132	138	135	137	140	145	142	144	147	152	148	149	152	158	153	155	158	163	160	162	165	170
	Hi PR	235	236	238	242	272	273	275	279	311	312	313	318	352	353	355	359	397	398	400	404	445	446	448	452
	Amps	4.5	4.5	4.5	4.5	5.1	5.1	5.1	5.2	5.8	5.8	5.8	5.9	6.6	6.6	6.6	6.6	7.4	7.4	7.4	7.5	8.4	8.4	8.4	8.5
	KW	1.29	1.29	1.29	1.30	1.44	1.44	1.44	1.45	1.60	1.60	1.60	1.61	1.78	1.78	1.77	1.78	1.97	1.97	1.97	1.98	2.20	2.20	2.20	2.21
	MBh	26.6	27.0	27.8	28.9	26.4	26.8	27.5	28.7	25.7	26.1	26.9	28.0	24.6	24.9	25.7	26.9	23.2	23.5	24.3	25.5	21.9	22.2	23.0	24.2
	S/T	1.00	0.96	0.82	0.68	1.00	1.00	0.83	0.68	1.00	1.00	0.85	0.71	1.00	1.00	0.87	0.73	1.00	1.00	1.00	0.75	1.00	1.00	1.00	0.80
	ΔT	30	28	25	22	30	28	25	21	31	29	25	22	30	28	25	21	30	28	25	21	31	29	26	22
	Lo PR	130	131	134	140	137	139	142	147	144	145	149	154	149	151	154	160	155	157	160	165	162	164	167	172
	Hi PR	237	238	240	244	274	275	277	281	313	314	315	320	354	355	357	361	399	400	402	406	447	448	450	454
Amps	4.5	4.5	4.5	4.6	5.2	5.2	5.2	5.2	5.9	5.9	5.9	5.9	6.6	6.6	6.6	6.7	7.5	7.5	7.5	7.5	8.5	8.5	8.5	8.5	
KW	1.30	1.30	1.30	1.31	1.45	1.45	1.44	1.46	1.61	1.61	1.61	1.62	1.78	1.78	1.78	1.79	1.98	1.98	1.98	1.99	2.21	2.21	2.21	2.22	
MBh	27.0	27.4	28.2	29.3	26.8	27.2	27.9	29.1	26.1	26.5	27.3	28.4	25.0	25.3	26.1	27.3	23.6	23.9	24.7	25.9	22.3	22.6	23.4	24.6	
S/T	1.00	1.00	0.86	0.71	1.00	1.00	0.86	0.72	1.00	1.00	0.89	0.74	1.00	1.00	0.91	0.76	1.00	1.00	1.00	0.79	1.00	1.00	1.00	0.84	
ΔT	29	28	24	21	29	28	24	21	30	28	24	21	29	27	24	21	29	27	24	20	30	28	25	21	
Lo PR	132	133	136	142	139	141	144	149	146	147	151	156	152	153	156	162	157	159	162	167	164	166	169	174	
Hi PR	239	240	242	246	276	277	279	283	315	316	317	321	356	357	359	363	401	402	404	408	449	450	452	456	
Amps	4.6	4.6	4.6	4.6	5.2	5.2	5.2	5.2	5.9	5.9	5.9	5.9	6.7	6.7	6.6	6.7	7.5	7.5	7.5	7.5	8.5	8.5	8.5	8.5	
KW	1.31	1.31	1.31	1.32	1.45	1.45	1.45	1.46	1.62	1.62	1.62	1.62	1.79	1.79	1.79	1.80	1.99	1.99	1.99	1.99	2.22	2.21	2.21	2.22	

IDB = Entering Indoor Dry Bulb Temperature  
 High and low pressures are measured at the liquid and suction service valves.  
 Shaded area reflects AHRI (TVA) conditions  
 kW = Total system power  
 Amps = outdoor unit amps (comp.+fan)

EXPANDED COOLING DATA — ASXC160361C\*+CA\*F3137\*6A\*+EEP+TXV HIGH STAGE

IDB	AIRFLOW	OUTDOOR AMBIENT TEMPERATURE																								
		65°F				75°F				85°F				95°F				105°F				115°F				
		59	63	67	71	59	63	67	71	59	63	67	71	59	63	67	71	59	63	67	71	59	63	67	71	
70	1000	MBh	35.8	36.3	37.4	-	35.5	36.0	37.0	-	34.5	35.0	36.1	-	32.9	33.4	34.5	-	31.0	31.5	32.5	-	29.2	29.7	30.7	-
		S/T	0.61	0.53	0.40	-	0.61	0.54	0.40	-	0.64	0.56	0.43	-	0.66	0.58	0.45	-	1.00	0.60	0.47	-	1.00	0.65	0.52	-
		ΔT	20	18	15	-	20	18	15	-	21	19	15	-	20	18	15	-	20	18	15	-	21	19	16	-
		Lo PR	122	123	127	-	129	131	134	-	136	137	140	-	141	143	146	-	147	148	151	-	154	155	158	-
		Hi PR	245	246	247	-	283	284	286	-	323	325	326	-	367	368	370	-	414	415	417	-	464	465	467	-
	Amps	7.2	7.1	7.1	-	8.2	8.1	8.1	-	9.3	9.3	9.2	-	10.5	10.5	10.5	-	11.8	11.8	11.8	-	13.4	13.4	13.4	-	
	KW	2.06	2.06	2.05	-	2.29	2.29	2.28	-	2.54	2.54	2.54	-	2.82	2.82	2.82	-	3.13	3.13	3.13	-	3.50	3.50	3.49	-	
	1130	MBh	36.2	36.7	37.8	-	35.9	36.4	37.5	-	35.0	35.5	36.5	-	33.4	33.9	34.9	-	31.4	31.9	33.0	-	29.6	30.1	31.2	-
		S/T	0.66	0.58	0.45	-	0.66	0.59	0.46	-	0.69	0.61	0.48	-	0.71	0.63	0.50	-	1.00	0.66	0.52	-	1.00	0.71	0.57	-
		ΔT	19	17	14	-	19	17	14	-	20	18	14	-	19	17	14	-	19	17	14	-	20	18	15	-
Lo PR		124	125	128	-	131	133	136	-	138	139	142	-	143	145	148	-	148	150	153	-	155	157	160	-	
Hi PR		246	247	249	-	285	286	288	-	325	326	328	-	369	370	372	-	416	417	419	-	466	467	469	-	
Amps	7.2	7.2	7.2	-	8.2	8.2	8.2	-	9.3	9.3	9.3	-	10.5	10.5	10.5	-	11.9	11.9	11.9	-	13.5	13.5	13.4	-		
KW	2.07	2.07	2.06	-	2.30	2.30	2.29	-	2.56	2.56	2.55	-	2.83	2.83	2.83	-	3.14	3.14	3.14	-	3.51	3.51	3.50	-		
1250	1000	MBh	36.7	37.2	38.3	-	36.4	36.9	37.9	-	35.4	35.9	37.0	-	33.8	34.3	35.4	-	31.9	32.4	33.4	-	30.1	30.6	31.7	-
		S/T	0.69	0.61	0.48	-	0.69	0.62	0.49	-	0.72	0.64	0.51	-	1.00	0.66	0.53	-	1.00	0.69	0.55	-	1.00	0.74	0.60	-
		ΔT	19	17	13	-	18	17	13	-	19	17	13	-	18	17	13	-	18	16	13	-	19	17	14	-
		Lo PR	125	127	130	-	133	134	137	-	139	141	144	-	145	146	149	-	150	152	155	-	157	158	161	-
		Hi PR	248	249	251	-	287	288	289	-	327	328	330	-	371	372	373	-	417	419	420	-	468	469	470	-
	Amps	7.2	7.2	7.2	-	8.2	8.2	8.2	-	9.4	9.3	9.3	-	10.6	10.6	10.5	-	11.9	11.9	11.9	-	13.5	13.5	13.5	-	
	KW	2.08	2.08	2.07	-	2.31	2.31	2.30	-	2.56	2.56	2.56	-	2.84	2.84	2.84	-	3.15	3.15	3.15	-	3.52	3.51	3.51	-	
	1130	MBh	36.2	36.7	37.8	39.0	35.9	36.4	37.5	39.1	35.0	35.5	36.6	38.2	33.4	33.9	35.0	36.6	31.4	31.9	33.0	34.6	29.6	30.1	31.2	32.8
		S/T	0.79	0.71	0.58	0.44	0.79	0.72	0.58	0.44	1.00	0.74	0.61	0.47	1.00	0.76	0.63	0.49	1.00	0.78	0.65	0.51	1.00	1.00	0.70	0.56
		ΔT	24	22	18	14	23	22	18	14	24	22	18	15	23	22	18	14	23	21	18	14	24	22	19	15
Lo PR		124	125	128	133	131	133	136	141	138	139	142	147	143	145	148	153	148	150	153	158	155	157	160	165	
Hi PR		247	248	249	254	285	286	288	292	326	327	328	333	369	370	372	376	416	417	419	423	466	467	469	473	
Amps	7.2	7.2	7.2	7.2	8.2	8.2	8.2	8.2	9.3	9.3	9.3	9.4	10.5	10.5	10.5	10.6	11.9	11.9	11.8	11.9	13.5	13.4	13.4	13.5		
KW	2.07	2.06	2.06	2.08	2.30	2.30	2.29	2.31	2.55	2.55	2.55	2.57	2.83	2.83	2.83	2.84	3.14	3.14	3.14	3.15	3.51	3.50	3.50	3.52		
1250	MBh	36.7	37.2	38.3	39.9	36.4	36.9	38.0	39.6	35.5	36.0	37.0	38.7	33.9	34.4	35.4	37.1	31.9	32.4	33.5	35.1	30.1	30.6	31.7	33.3	
	S/T	0.82	0.74	0.61	0.47	0.82	0.75	0.61	0.47	1.00	0.77	0.64	0.50	1.00	0.79	0.66	0.52	1.00	0.81	0.68	0.54	1.00	1.00	0.73	0.59	
	ΔT	23	21	17	14	23	21	17	14	23	21	17	14	23	21	17	14	22	20	17	13	24	22	18	14	
	Lo PR	125	127	130	135	133	134	137	143	139	141	144	149	145	146	149	155	150	152	155	160	157	158	161	167	
	Hi PR	248	249	251	255	287	288	290	294	327	328	330	334	371	372	374	378	418	419	420	425	468	469	471	475	
Amps	7.2	7.2	7.2	7.3	8.2	8.2	8.2	8.3	9.3	9.3	9.3	9.4	10.6	10.5	10.5	10.6	11.9	11.9	11.9	12.0	13.5	13.5	13.5	13.5		
KW	2.08	2.07	2.07	2.09	2.31	2.30	2.30	2.32	2.56	2.56	2.56	2.57	2.84	2.84	2.83	2.85	3.15	3.15	3.15	3.16	3.52	3.51	3.51	3.53		

IDB	AIRFLOW	OUTDOOR AMBIENT TEMPERATURE																								
		65°F				75°F				85°F				95°F				105°F				115°F				
		59	63	67	71	59	63	67	71	59	63	67	71	59	63	67	71	59	63	67	71	59	63	67	71	
75	1000	MBh	35.8	36.3	37.4	39.0	35.5	36.0	37.1	38.7	34.6	35.1	36.1	37.8	32.9	33.5	34.5	36.1	31.0	31.5	32.6	34.2	29.2	29.7	30.8	32.4
		S/T	0.73	0.66	0.52	0.38	0.74	0.66	0.53	0.39	1.00	0.69	0.55	0.41	1.00	0.71	0.57	0.43	1.00	0.73	0.60	0.45	1.00	1.00	0.65	0.51
		ΔT	25	23	19	15	24	23	19	15	25	23	19	16	24	23	19	15	24	22	19	15	25	24	20	16
		Lo PR	122	124	127	132	129	131	134	139	136	137	141	146	141	143	146	151	147	148	151	157	154	155	158	163
		Hi PR	245	246	248	252	283	284	286	290	324	325	326	331	367	368	370	374	414	415	417	421	464	465	467	471
	Amps	7.1	7.1	7.1	7.2	8.1	8.1	8.1	8.2	9.3	9.3	9.2	9.3	10.5	10.5	10.4	10.5	11.8	11.8	11.8	11.9	13.4	13.4	13.4	13.5	
	KW	2.06	2.05	2.05	2.07	2.29	2.28	2.28	2.30	2.54	2.54	2.54	2.55	2.82	2.82	2.82	2.83	3.13	3.13	3.13	3.14	3.50	3.49	3.49	3.51	
	1130	MBh	36.2	36.7	37.8	39.4	35.9	36.4	37.5	39.1	35.0	35.5	36.6	38.2	33.4	33.9	35.0	36.6	31.4	31.9	33.0	34.6	29.6	30.1	31.2	32.8
		S/T	0.79	0.71	0.58	0.44	0.79	0.72	0.58	0.44	1.00	0.74	0.61	0.47	1.00	0.76	0.63	0.49	1.00	0.78	0.65	0.51	1.00	1.00	0.70	0.56
		ΔT	24	22	18	14	23	22	18	14	24	22	18	15	23	22	18	14	23	21	18	14	24	22	19	15
Lo PR		124	125	128	133	131	133	136	141	138	139	142	147	143	145	148	153	148	150	153	158	155	157	160	165	
Hi PR		247	248	249	254	285	286	288	292	326	327	328	333	369	370	372	376	416	417	419	423	466	467	469	473	
Amps	7.2	7.2	7.2	7.2	8.2	8.2	8.2	8.2	9.3	9.3	9.3	9.4	10.5	10.5	10.5	10.6	11.9	11.9	11.8	11.9	13.5	13.4	13.4	13.5		
KW	2.07	2.06	2.06	2.08	2.30	2.30	2.29	2.31	2.55	2.55	2.55	2.57	2.83	2.83	2.83	2.84	3.14	3.14	3.14	3.15	3.51	3.50	3.50	3.52		
1250	MBh	36.7	37.2	38.3	39.9	36.4	36.9	38.0	39.6	35.5	36.0	37.0	38.7	33.9	34.4	35.4	37.1	31.9	32.4	33.5	35.1	30.1	30.6	31.7	33.3	
	S/T	0.82	0.74	0.61	0.47	0.82	0.75	0.61	0.47	1.00	0.77	0.64	0.50	1.00	0.79	0.66	0.52	1.00	0.81	0.68	0.54	1.00	1.00	0.73	0.59	
	ΔT	23	21	17	14	23	21	17	14	23	21	17	14	23	21	17	14	22	20	17	13	24	22	18	14	
	Lo PR	125	127	130	135	133	134	137	143	139	141	144	149	145	146	149	155	150	152	155	160	157	158	161	167	
	Hi PR	248	249	251	255	287	288	290	294	327	328	330	334	371	372	374	378	418	419	420</						

EXPANDED COOLING DATA — ASXC160361C\*+CA\*F3137\*6A\*+EEP+TXV HIGH STAGE (CONT.)

IDB	AIRFLOW	OUTDOOR AMBIENT TEMPERATURE												ENTERING INDOOR WET BULB TEMPERATURE											
		65°F				75°F				85°F				95°F				105°F				115°F			
		59	63	67	71	59	63	67	71	59	63	67	71	59	63	67	71	59	63	67	71	59	63	67	71
80	MBh	36.0	36.5	37.6	39.2	35.7	36.2	37.2	38.9	34.7	35.2	36.3	37.9	33.1	33.6	34.7	36.3	31.2	31.7	32.7	34.4	29.4	29.9	30.9	32.6
	S/T	1.00	0.78	0.65	0.51	1.00	0.79	0.65	0.51	1.00	0.81	0.68	0.54	1.00	0.83	0.70	0.56	1.00	1.00	0.72	0.58	1.00	1.00	0.77	0.63
	ΔT	29	27	23	20	29	27	23	20	29	27	24	20	29	27	23	20	28	27	23	19	30	28	24	21
	Lo PR	123	124	127	132	130	131	135	140	136	138	141	146	142	143	147	152	147	149	152	157	154	156	159	164
	Hi PR	245	246	248	252	284	285	287	291	324	325	327	331	368	369	370	375	415	416	417	422	465	466	467	472
	Amps	7.2	7.1	7.1	7.2	8.2	8.1	8.1	8.2	9.3	9.3	9.2	9.3	10.5	10.5	10.5	10.5	11.8	11.8	11.8	11.9	13.4	13.4	13.4	13.5
	KW	2.06	2.06	2.05	2.07	2.29	2.29	2.28	2.30	2.54	2.54	2.54	2.56	2.82	2.82	2.82	2.83	3.13	3.13	3.13	3.14	3.50	3.50	3.49	3.51
	MBh	36.4	36.9	38.0	39.6	36.1	36.6	37.7	39.3	35.2	35.7	36.7	38.4	33.6	34.1	35.1	36.8	31.6	32.1	33.2	34.8	29.8	30.3	31.4	33.0
	S/T	1.00	0.84	0.70	0.56	1.00	0.84	0.71	0.57	1.00	0.87	0.73	0.59	1.00	0.89	0.75	0.61	1.00	1.00	0.77	0.63	1.00	1.00	0.82	0.68
	ΔT	28	26	22	19	28	26	22	19	28	26	22	19	28	26	22	19	27	25	22	18	29	27	23	19
	Lo PR	124	126	129	134	132	133	136	141	138	140	143	148	144	145	148	153	149	150	154	159	156	157	160	166
	Hi PR	247	248	250	254	286	287	288	293	326	327	329	333	370	371	372	377	416	417	419	423	466	468	469	474
Amps	7.2	7.2	7.2	7.2	8.2	8.2	8.2	8.3	9.3	9.3	9.3	9.4	10.5	10.5	10.5	10.6	11.9	11.9	11.8	11.9	13.5	13.5	13.4	13.5	
KW	2.07	2.07	2.06	2.08	2.30	2.30	2.29	2.31	2.55	2.55	2.55	2.57	2.83	2.83	2.83	2.84	3.14	3.14	3.14	3.16	3.51	3.51	3.50	3.52	
MBh	36.9	37.4	38.5	40.1	36.6	37.1	38.2	39.8	35.6	36.1	37.2	38.8	34.0	34.5	35.6	37.2	32.1	32.6	33.6	35.3	30.3	30.8	31.9	33.5	
S/T	1.00	0.87	0.73	0.59	1.00	0.87	0.74	0.60	1.00	0.90	0.76	0.62	1.00	1.00	0.78	0.64	1.00	1.00	0.80	0.66	1.00	1.00	0.85	0.71	
ΔT	27	25	21	18	27	25	21	18	27	25	22	18	27	25	21	18	27	25	21	17	28	26	22	19	
Lo PR	126	127	130	136	133	135	138	143	140	141	144	150	145	147	150	155	151	152	155	160	157	159	162	167	
Hi PR	249	250	252	256	287	288	290	294	328	329	331	335	371	372	374	378	418	419	421	425	468	469	471	475	
Amps	7.2	7.2	7.2	7.3	8.2	8.2	8.2	8.3	9.4	9.3	9.3	9.4	10.6	10.6	10.5	10.6	11.9	11.9	11.9	12.0	13.5	13.5	13.5	13.5	
KW	2.08	2.07	2.07	2.09	2.31	2.30	2.30	2.32	2.56	2.56	2.56	2.58	2.84	2.84	2.84	2.85	3.15	3.15	3.15	3.16	3.52	3.51	3.51	3.53	
85	MBh	36.6	37.1	38.2	39.8	36.3	36.8	37.8	39.5	35.3	35.8	36.9	38.5	33.7	34.2	35.3	36.9	31.8	32.3	33.3	35.0	30.0	30.5	31.6	33.2
	S/T	1.00	0.88	0.75	0.61	1.00	0.89	0.75	0.61	1.00	1.00	0.78	0.64	1.00	1.00	0.80	0.66	1.00	1.00	0.82	0.68	1.00	1.00	1.00	0.73
	ΔT	32	31	27	23	32	31	27	23	33	31	27	24	32	30	27	23	32	30	27	23	33	31	28	24
	Lo PR	124	126	129	134	132	133	136	142	138	140	143	148	144	145	148	154	149	151	154	159	156	157	161	166
	Hi PR	246	247	249	253	285	286	288	292	325	326	328	332	369	370	372	376	416	417	418	423	466	467	469	473
	Amps	7.2	7.2	7.1	7.2	8.2	8.2	8.1	8.2	9.3	9.3	9.3	9.3	10.5	10.5	10.5	10.5	11.8	11.8	11.8	11.9	13.4	13.4	13.4	13.5
	KW	2.06	2.06	2.06	2.07	2.29	2.29	2.29	2.30	2.55	2.55	2.54	2.56	2.83	2.82	2.82	2.84	3.14	3.14	3.13	3.15	3.50	3.50	3.50	3.51
	MBh	37.0	37.5	38.6	40.2	36.7	37.2	38.3	39.9	35.8	36.3	37.3	39.0	34.2	34.7	35.7	37.4	32.2	32.7	33.8	35.4	30.4	30.9	32.0	33.6
	S/T	1.00	0.94	0.80	0.66	1.00	0.94	0.81	0.67	1.00	1.00	0.83	0.69	1.00	1.00	0.85	0.71	1.00	1.00	0.87	0.73	1.00	1.00	1.00	0.78
	ΔT	31	30	26	22	31	29	26	22	32	30	26	23	31	29	26	22	31	29	26	22	32	30	27	23
	Lo PR	126	128	131	136	133	135	138	143	140	141	145	150	145	147	150	155	151	152	155	161	158	159	162	167
	Hi PR	248	249	251	255	287	288	290	294	327	328	330	334	371	372	373	378	418	419	420	425	468	469	470	475
Amps	7.2	7.2	7.2	7.3	8.2	8.2	8.2	8.3	9.3	9.3	9.3	9.4	10.5	10.5	10.5	10.6	11.9	11.9	11.9	11.9	13.5	13.5	13.5	13.5	
KW	2.07	2.07	2.07	2.08	2.30	2.30	2.30	2.31	2.56	2.56	2.55	2.57	2.84	2.84	2.83	2.85	3.15	3.15	3.14	3.16	3.51	3.51	3.51	3.52	
MBh	37.5	38.0	39.1	40.7	37.2	37.7	38.8	40.4	36.2	36.8	37.8	39.5	34.6	35.1	36.2	37.8	32.7	33.2	34.3	35.9	30.9	31.4	32.5	34.1	
S/T	1.00	0.97	0.83	0.69	1.00	1.00	0.84	0.70	1.00	1.00	0.86	0.72	1.00	1.00	0.88	0.74	1.00	1.00	0.90	0.76	1.00	1.00	1.00	0.81	
ΔT	31	29	25	21	31	29	25	21	31	29	25	22	31	29	25	21	30	28	25	21	31	30	26	22	
Lo PR	128	129	132	137	135	137	140	145	142	143	146	151	147	149	152	157	152	154	157	162	159	161	164	169	
Hi PR	250	251	253	257	289	290	291	296	329	330	332	336	372	373	375	379	419	420	422	426	469	470	472	476	
Amps	7.3	7.2	7.2	7.3	8.3	8.2	8.2	8.3	9.4	9.4	9.3	9.4	10.6	10.6	10.6	10.6	11.9	11.9	11.9	12.0	13.5	13.5	13.5	13.6	
KW	2.08	2.08	2.08	2.09	2.31	2.31	2.31	2.32	2.57	2.57	2.57	2.58	2.85	2.84	2.84	2.86	3.16	3.15	3.15	3.17	3.52	3.52	3.52	3.53	

IDB = Entering Indoor Dry Bulb Temperature  
High and low pressures are measured at the liquid and suction service valves.

Shaded area reflects AHRI (TVA) conditions

kW = Total system power  
Amps = outdoor unit amps (comp.+fan)

EXPANDED COOLING DATA — ASXC160481C\*+CA\*F4961\*6D\*+EEP+TXV LOW STAGE

IDB	AIRFLOW	OUTDOOR AMBIENT TEMPERATURE																																			
		65°F						75°F						85°F						95°F						105°F						115°F					
		59	63	67	71	59	63	67	71	59	63	67	71	59	63	67	71	59	63	67	71	59	63	67	71	59	63	67	71								
70	950	MBh	35.7	36.2	37.3	-	35.4	35.9	36.9	-	34.5	35.0	36.0	-	32.9	33.4	34.4	-	30.9	31.4	32.5	-	29.1	29.6	30.7	-											
		S/T	0.60	0.53	0.40	-	0.61	0.53	0.40	-	0.63	0.56	0.43	-	1.00	0.58	0.45	-	1.00	0.60	0.47	-	1.00	0.65	0.52	-											
		ΔT	21	19	15	-	21	19	15	-	21	19	16	-	21	19	15	-	21	19	15	-	22	20	16	-											
	1050	Lo PR	124	125	128	-	131	133	136	-	138	139	142	-	143	145	148	-	149	150	153	-	155	157	160	-											
		Hi PR	234	235	236	-	271	272	273	-	309	310	312	-	351	352	353	-	396	397	398	-	443	444	446	-											
		Amps	6.1	6.1	6.1	-	7.0	7.0	7.0	-	8.0	8.0	7.9	-	9.0	9.0	9.0	-	10.2	10.2	10.2	-	11.6	11.6	11.6	-											
1150	MBh	36.1	36.6	37.6	-	35.7	36.3	37.3	-	34.8	35.3	36.4	-	33.2	33.7	34.8	-	31.3	31.8	32.8	-	29.5	30.0	31.0	-												
	S/T	0.64	0.57	0.44	-	0.65	0.58	0.45	-	0.67	0.60	0.47	-	1.00	0.62	0.49	-	1.00	0.64	0.51	-	1.00	0.69	0.56	-												
	ΔT	20	18	15	-	20	18	14	-	20	18	15	-	20	18	14	-	20	18	14	-	21	19	15	-												

75	950	MBh	35.7	36.2	37.3	38.9	35.4	35.9	37.0	38.6	34.5	35.0	36.0	37.7	32.9	33.4	34.4	36.1	30.9	31.4	32.5	34.1	29.1	29.6	30.7	32.3	
		S/T	0.73	0.65	0.52	0.38	0.73	0.66	0.53	0.39	1.00	0.68	0.55	0.41	1.00	0.70	0.57	0.43	1.00	0.72	0.59	0.45	1.00	1.00	1.00	0.64	0.50
		ΔT	25	23	20	16	25	23	20	16	26	24	20	16	25	23	20	16	25	23	19	16	26	24	21	17	17
	1050	Lo PR	124	125	128	134	131	133	136	141	138	139	142	148	143	145	148	153	149	150	153	159	156	157	160	165	
		Hi PR	234	235	237	241	271	272	274	278	309	310	312	316	351	352	354	358	396	397	398	402	444	445	446	450	
		Amps	6.1	6.1	6.1	6.1	7.0	7.0	6.9	7.0	8.0	8.0	7.9	8.0	9.0	9.0	9.0	9.1	10.2	10.2	10.2	10.3	11.6	11.6	11.6	11.7	
1150	MBh	36.1	36.6	37.7	39.3	35.8	36.3	37.3	39.0	34.8	35.3	36.4	38.0	33.2	33.7	34.8	36.4	31.3	31.8	32.9	34.5	29.5	30.0	31.1	32.7		
	S/T	0.77	0.70	0.56	0.43	0.77	0.70	0.57	0.43	1.00	0.73	0.59	0.46	1.00	0.74	0.61	0.48	1.00	0.77	0.63	0.50	1.00	1.00	1.00	0.68	0.55	
	ΔT	25	23	19	15	25	23	19	15	25	23	19	15	24	23	19	15	24	22	19	15	25	23	20	16	16	

IDB = Entering Indoor Dry Bulb Temperature  
 High and low pressures are measured at the liquid and suction service valves.  
 Shaded area reflects ACCA (TVA) conditions  
 kW = Total system power  
 Amps = outdoor unit amps (comp.+fan)

IDB	AIRFLOW	OUTDOOR AMBIENT TEMPERATURE												ENTERING INDOOR WET BULB TEMPERATURE											
		65°F				75°F				85°F				95°F				105°F				115°F			
		59	63	67	71	59	63	67	71	59	63	67	71	59	63	67	71	59	63	67	71	59	63	67	71
80	MBh	35.9	36.4	37.5	39.1	35.6	36.1	37.2	38.8	34.7	35.2	36.2	37.8	33.1	33.6	34.6	36.3	31.1	31.6	32.7	34.3	29.3	29.8	30.9	32.5
	S/T	1.00	0.77	0.64	0.51	1.00	0.78	0.65	0.51	1.00	0.81	0.67	0.54	1.00	1.00	0.69	0.55	1.00	1.00	0.71	0.58	1.00	1.00	0.76	0.63
	ΔT	30	28	24	20	30	28	24	20	30	28	24	21	30	28	24	20	29	28	24	20	31	29	25	21
	Lo PR	124	126	129	134	132	133	136	142	138	140	143	148	144	145	148	154	149	151	154	159	156	158	161	166
	Hi PR	234	235	237	241	271	272	274	278	310	311	313	317	351	352	354	358	396	397	399	403	444	445	447	451
	Amps	6.1	6.1	6.1	6.1	7.0	7.0	7.0	7.0	8.0	8.0	8.0	8.0	9.0	9.0	9.0	9.1	10.2	10.2	10.2	10.3	11.6	11.6	11.6	11.7
	KW	1.72	1.72	1.72	1.73	1.93	1.92	1.92	1.94	2.15	2.15	2.15	2.16	2.40	2.40	2.40	2.41	2.68	2.67	2.67	2.69	3.00	3.00	2.99	3.01
	MBh	36.3	36.8	37.8	39.5	36.0	36.5	37.5	39.1	35.0	35.5	36.6	38.2	33.4	33.9	35.0	36.6	31.5	32.0	33.0	34.7	29.7	30.2	31.3	32.9
	S/T	1.00	0.82	0.69	0.55	1.00	0.82	0.69	0.55	1.00	0.85	0.72	0.58	1.00	1.00	0.73	0.60	1.00	1.00	0.76	0.62	1.00	1.00	0.81	0.67
	ΔT	29	27	23	19	29	27	23	19	29	27	23	20	29	27	23	19	29	27	23	19	30	28	24	20
Lo PR	126	127	130	135	133	135	138	143	140	141	144	150	145	147	150	155	151	152	155	161	157	159	162	167	
Hi PR	236	237	239	243	273	274	275	280	311	312	314	318	353	354	356	360	398	399	400	404	445	446	448	452	
Amps	6.1	6.1	6.1	6.2	7.0	7.0	7.0	7.1	8.0	8.0	8.0	8.0	9.1	9.1	9.1	9.1	10.3	10.3	10.2	10.3	11.7	11.7	11.7	11.7	
KW	1.74	1.73	1.73	1.75	1.94	1.93	1.93	1.94	2.16	2.16	2.16	2.17	2.41	2.41	2.41	2.42	2.68	2.68	2.68	2.69	3.01	3.01	3.01	3.02	
MBh	36.7	37.2	38.3	39.9	36.4	36.9	37.9	39.6	35.4	35.9	37.0	38.6	33.8	34.3	35.4	37.0	31.9	32.4	33.5	35.1	30.1	30.6	31.7	33.3	
S/T	1.00	0.84	0.71	0.57	1.00	0.85	0.72	0.58	1.00	0.87	0.74	0.60	1.00	1.00	0.76	0.62	1.00	1.00	0.78	0.64	1.00	1.00	0.83	0.69	
ΔT	28	26	22	19	28	26	22	19	28	26	23	19	28	26	22	19	28	26	22	18	29	27	23	20	
Lo PR	127	129	132	137	135	136	139	144	141	143	146	151	147	148	151	157	152	154	157	162	159	160	164	169	
Hi PR	237	238	240	244	274	275	277	281	313	314	315	320	354	355	357	361	399	400	402	406	447	448	450	454	
Amps	6.1	6.1	6.1	6.2	7.0	7.0	7.0	7.1	8.0	8.0	8.0	8.1	9.1	9.1	9.1	9.1	10.3	10.3	10.3	10.3	11.7	11.7	11.7	11.8	
KW	1.74	1.73	1.73	1.75	1.94	1.94	1.94	1.95	2.17	2.17	2.17	2.18	2.41	2.41	2.41	2.43	2.69	2.69	2.69	2.70	3.01	3.01	3.01	3.02	
85	MBh	36.5	37.0	38.1	39.7	36.2	36.7	37.8	39.4	35.3	35.8	36.8	38.4	33.7	34.2	35.2	36.9	31.7	32.2	33.3	34.9	29.9	30.4	31.5	33.1
	S/T	1.00	0.87	0.74	0.60	1.00	0.88	0.75	0.61	1.00	1.00	0.77	0.63	1.00	1.00	0.79	0.65	1.00	1.00	0.81	0.67	1.00	1.00	1.00	0.72
	ΔT	34	32	28	24	34	32	28	24	34	32	28	24	34	32	28	24	33	31	28	24	35	33	29	25
	Lo PR	126	128	131	136	134	135	138	143	140	142	145	150	146	147	150	156	151	153	156	161	158	159	163	168
	Hi PR	236	237	238	242	272	273	275	279	311	312	314	318	352	354	355	359	397	398	400	404	445	446	448	452
	Amps	6.1	6.1	6.1	6.1	7.0	7.0	7.0	7.0	8.0	8.0	8.0	8.0	9.1	9.1	9.1	9.1	10.3	10.2	10.2	10.3	11.7	11.7	11.6	11.7
	KW	1.72	1.72	1.72	1.74	1.93	1.93	1.92	1.94	2.16	2.16	2.15	2.17	2.40	2.40	2.40	2.41	2.68	2.68	2.67	2.69	3.00	3.00	3.00	3.01
	MBh	36.9	37.4	38.4	40.1	36.6	37.1	38.1	39.7	35.6	36.1	37.2	38.8	34.0	34.5	35.6	37.2	32.1	32.6	33.6	35.3	30.3	30.8	31.9	33.5
	S/T	1.00	0.91	0.78	0.65	1.00	1.00	0.79	0.65	1.00	1.00	0.81	0.68	1.00	1.00	0.83	0.69	1.00	1.00	0.85	0.72	1.00	1.00	1.00	0.77
	ΔT	33	31	27	23	33	31	27	23	33	31	27	24	33	31	27	23	32	31	27	23	34	32	28	24
Lo PR	127	129	132	137	135	136	140	145	141	143	146	151	147	149	152	157	152	154	157	162	159	161	164	169	
Hi PR	237	238	240	244	274	275	277	281	312	313	315	319	354	355	357	361	399	400	401	406	447	448	449	453	
Amps	6.1	6.1	6.1	6.2	7.0	7.0	7.0	7.1	8.0	8.0	8.0	8.1	9.1	9.1	9.1	9.1	10.3	10.3	10.3	10.3	11.7	11.7	11.7	11.7	
KW	1.73	1.73	1.73	1.74	1.94	1.94	1.94	1.95	2.17	2.16	2.16	2.18	2.41	2.41	2.41	2.42	2.69	2.69	2.68	2.70	3.01	3.01	3.01	3.02	
MBh	37.3	37.8	38.9	40.5	37.0	37.5	38.5	40.2	36.0	36.5	37.6	39.2	34.4	34.9	36.0	37.6	32.5	33.0	34.1	35.7	30.7	31.2	32.3	33.9	
S/T	1.00	0.94	0.81	0.67	1.00	1.00	0.82	0.68	1.00	1.00	0.84	0.70	1.00	1.00	0.86	0.72	1.00	1.00	0.88	0.74	1.00	1.00	1.00	0.79	
ΔT	32	30	26	23	32	30	26	22	32	30	27	23	32	30	26	22	32	30	26	22	33	31	27	23	
Lo PR	129	130	134	139	136	138	141	146	143	145	148	153	149	150	153	158	154	156	159	164	161	162	165	171	
Hi PR	239	240	241	245	275	276	278	282	314	315	317	321	355	356	358	362	400	401	403	407	448	449	451	455	
Amps	6.2	6.2	6.1	6.2	7.1	7.0	7.0	7.1	8.0	8.0	8.0	8.1	9.1	9.1	9.1	9.2	10.3	10.3	10.3	10.4	11.7	11.7	11.7	11.8	
KW	1.74	1.74	1.73	1.75	1.94	1.94	1.94	1.95	2.17	2.17	2.17	2.18	2.42	2.42	2.41	2.43	2.69	2.69	2.69	2.71	3.02	3.02	3.01	3.03	

IDB = Entering Indoor Dry Bulb Temperature  
 High and low pressures are measured at the liquid and suction service valves.  
 Shaded area reflects AHRI (TVA) conditions  
 kW = Total system power  
 Amps = outdoor unit amps (comp.+fan)

IDB	AIRFLOW	OUTDOOR AMBIENT TEMPERATURE												ENTERING INDOOR WET BULB TEMPERATURE											
		65°F				75°F				85°F				95°F				105°F				115°F			
		59	63	67	71	59	63	67	71	59	63	67	71	59	63	67	71	59	63	67	71	59	63	67	71
70	MBh	49.5	50.2	51.7	-	49.0	49.7	51.2	-	47.7	48.4	49.9	-	45.5	46.2	47.7	-	42.8	43.5	45.0	-	40.3	41.0	42.5	-
	S/T	0.57	0.50	0.37	-	0.57	0.50	0.37	-	0.60	0.52	0.40	-	0.61	0.54	0.42	-	1.00	0.56	0.44	-	1.00	0.61	0.48	-
	ΔT	22	20	16	-	22	20	16	-	22	20	17	-	22	20	16	-	22	20	16	-	23	21	17	-
	Lo PR	120	121	124	-	127	129	132	-	133	135	138	-	139	140	143	-	144	146	149	-	151	152	155	-
	Hi PR	244	245	247	-	282	284	285	-	323	324	326	-	366	367	369	-	413	414	416	-	463	464	466	-
	Amps	9.7	9.6	9.6	-	11.1	11.1	11.0	-	12.6	12.6	12.6	-	14.3	14.3	14.3	-	16.3	16.2	16.2	-	18.5	18.5	18.5	-
	KW	2.73	2.73	2.72	-	3.06	3.05	3.05	-	3.42	3.42	3.41	-	3.81	3.81	3.80	-	4.25	4.25	4.24	-	4.76	4.76	4.76	-
	MBh	50.2	50.9	52.3	-	49.7	50.4	51.9	-	48.4	49.1	50.6	-	46.2	46.9	48.4	-	43.5	44.2	45.7	-	41.0	41.7	43.2	-
	S/T	0.63	0.56	0.43	-	0.63	0.56	0.43	-	0.66	0.58	0.46	-	0.67	0.60	0.48	-	1.00	0.62	0.50	-	1.00	0.67	0.54	-
	ΔT	21	19	15	-	21	19	15	-	21	19	15	-	21	19	15	-	21	19	15	-	22	20	16	-
Lo PR	122	123	126	-	129	130	133	-	135	137	140	-	141	142	145	-	146	147	151	-	153	154	157	-	
Hi PR	246	247	249	-	285	286	287	-	325	326	328	-	368	370	371	-	415	416	418	-	465	466	468	-	
Amps	9.7	9.7	9.7	-	11.1	11.1	11.1	-	12.7	12.7	12.7	-	14.4	14.4	14.4	-	16.3	16.3	16.3	-	18.6	18.6	18.5	-	
KW	2.75	2.75	2.74	-	3.07	3.07	3.07	-	3.44	3.43	3.43	-	3.83	3.83	3.82	-	4.27	4.26	4.26	-	4.78	4.78	4.77	-	
MBh	51.0	51.7	53.2	-	50.6	51.3	52.8	-	49.3	50.0	51.5	-	47.1	47.8	49.2	-	44.4	45.1	46.5	-	41.9	42.6	44.0	-	
S/T	0.66	0.59	0.46	-	0.67	0.60	0.47	-	0.69	0.62	0.49	-	0.71	0.64	0.51	-	1.00	0.66	0.53	-	1.00	0.71	0.58	-	
ΔT	20	18	14	-	20	18	14	-	20	18	14	-	20	18	14	-	19	17	14	-	21	19	15	-	
Lo PR	124	125	128	-	131	133	136	-	137	139	142	-	143	144	147	-	148	150	153	-	155	156	159	-	
Hi PR	248	249	251	-	287	288	290	-	327	328	330	-	371	372	373	-	418	419	420	-	468	469	470	-	
Amps	9.8	9.8	9.8	-	11.2	11.2	11.2	-	12.8	12.8	12.8	-	14.5	14.5	14.5	-	16.4	16.4	16.4	-	18.6	18.6	18.6	-	
KW	2.76	2.76	2.76	-	3.09	3.09	3.08	-	3.45	3.45	3.44	-	3.84	3.84	3.84	-	4.28	4.28	4.27	-	4.80	4.79	4.79	-	

75	MBh	49.5	50.2	51.7	53.9	49.1	49.8	51.2	53.5	47.8	48.5	50.0	52.2	45.6	46.3	47.7	50.0	42.8	43.5	45.0	47.3	40.4	41.1	42.5	44.8
	S/T	0.69	0.62	0.49	0.35	0.69	0.62	0.50	0.36	1.00	0.65	0.52	0.38	1.00	0.66	0.54	0.40	1.00	0.69	0.56	0.42	1.00	0.73	0.61	0.47
	ΔT	27	25	21	17	27	25	21	17	27	25	21	17	27	25	21	17	26	24	21	17	28	26	22	18
	Lo PR	120	121	124	129	127	129	132	137	133	135	138	143	139	140	143	148	144	146	149	154	151	152	155	160
	Hi PR	244	245	247	251	283	284	285	290	323	324	326	330	367	368	369	374	413	414	416	420	463	464	466	470
	Amps	9.6	9.6	9.6	9.7	11.1	11.0	11.0	11.1	12.6	12.6	12.6	12.7	14.3	14.3	14.3	14.4	16.2	16.2	16.2	16.3	18.5	18.5	18.4	18.6
	KW	2.73	2.73	2.72	2.75	3.05	3.05	3.05	3.07	3.42	3.41	3.41	3.43	3.81	3.81	3.80	3.83	4.25	4.24	4.24	4.26	4.76	4.76	4.75	4.78
	MBh	50.2	50.9	52.4	54.6	49.7	50.4	51.9	54.2	48.5	49.2	50.6	52.9	46.2	46.9	48.4	50.7	43.5	44.2	45.7	47.9	41.0	41.7	43.2	45.5
	S/T	0.75	0.68	0.55	0.41	0.75	0.68	0.56	0.42	1.00	0.71	0.58	0.44	1.00	0.72	0.60	0.46	1.00	0.75	0.62	0.48	1.00	0.79	0.67	0.53
	ΔT	25	23	20	16	25	23	20	16	26	24	20	16	25	23	19	16	25	23	19	15	26	24	21	17
Lo PR	122	123	126	131	129	130	133	139	135	137	140	145	141	142	145	150	146	147	151	156	153	154	157	162	
Hi PR	246	247	249	253	285	286	288	292	325	328	332	336	369	370	371	376	416	417	418	423	466	467	468	473	
Amps	9.7	9.7	9.7	9.8	11.1	11.1	11.1	11.2	12.7	12.7	12.7	12.8	14.4	14.4	14.4	14.5	16.3	16.3	16.3	16.4	18.6	18.5	18.5	18.6	
KW	2.75	2.74	2.74	2.76	3.07	3.07	3.06	3.09	3.43	3.43	3.43	3.45	3.83	3.82	3.82	3.84	4.27	4.26	4.26	4.28	4.78	4.78	4.77	4.80	
MBh	51.1	51.8	53.2	55.5	50.6	51.3	52.8	55.1	49.3	50.0	51.5	53.8	47.1	47.8	49.3	51.5	44.4	45.1	46.6	48.8	41.9	42.6	44.1	46.3	
S/T	0.78	0.71	0.58	0.45	0.79	0.72	0.59	0.45	1.00	0.74	0.61	0.48	1.00	0.76	0.63	0.50	1.00	0.78	0.65	0.52	1.00	1.00	0.70	0.57	
ΔT	24	22	18	14	24	22	18	14	25	22	19	15	24	22	18	14	24	22	18	14	25	23	19	15	
Lo PR	124	125	128	133	131	133	136	141	137	139	142	147	143	144	147	153	148	150	153	158	155	156	159	164	
Hi PR	249	250	251	256	287	288	290	294	327	329	330	334	371	372	374	378	418	419	421	425	468	469	471	475	
Amps	9.8	9.8	9.8	9.9	11.2	11.2	11.2	11.3	12.8	12.8	12.7	12.9	14.5	14.5	14.4	14.6	16.4	16.4	16.4	16.5	18.6	18.6	18.6	18.7	
KW	2.76	2.76	2.75	2.78	3.09	3.08	3.08	3.10	3.45	3.45	3.44	3.47	3.84	3.84	3.83	3.86	4.28	4.28	4.27	4.30	4.79	4.79	4.79	4.81	

IDB = Entering Indoor Dry Bulb Temperature  
 High and low pressures are measured at the liquid and suction service valves.  
 Shaded area reflects ACCA (TVA) conditions  
 kW = Total system power  
 Amps = outdoor unit amps (comp.+fan)

EXPANDED COOLING DATA — ASXC160481C\*+CA\*F4961\*6D\*+EEP+TXV HIGH STAGE (CONT.)

IDB	AIRFLOW	OUTDOOR AMBIENT TEMPERATURE												ENTERING INDOOR WET BULB TEMPERATURE											
		65°F				75°F				85°F				95°F				105°F				115°F			
		59	63	67	71	59	63	67	71	59	63	67	71	59	63	67	71	59	63	67	71	59	63	67	71
80	MBh	49.8	50.5	51.9	54.2	49.3	50.0	51.5	53.8	48.0	48.7	50.2	52.5	45.8	46.5	48.0	50.2	43.1	43.8	45.3	47.5	40.6	41.3	42.8	45.0
	S/T	0.81	0.74	0.61	0.47	1.00	0.74	0.61	0.48	1.00	0.76	0.64	0.50	1.00	0.78	0.66	0.52	1.00	1.00	0.68	0.54	1.00	1.00	0.72	0.59
	ΔT	31	29	25	21	31	29	25	21	32	29	26	22	31	29	25	21	31	29	25	21	32	30	26	22
	Lo PR	120	122	125	130	128	129	132	137	134	135	139	144	139	141	144	149	145	146	149	154	151	153	156	161
	Hi PR	245	246	247	252	283	284	286	290	324	325	326	331	367	368	370	374	414	415	417	421	464	465	467	471
	Amps	9.7	9.6	9.6	9.7	11.1	11.1	11.0	11.1	12.6	12.6	12.6	12.7	14.3	14.3	14.3	14.4	16.3	16.2	16.2	16.3	18.5	18.5	18.5	18.6
	KW	2.73	2.73	2.72	2.75	3.06	3.05	3.05	3.07	3.42	3.42	3.41	3.44	3.81	3.81	3.80	3.83	4.25	4.25	4.24	4.24	4.76	4.76	4.76	4.78
	MBh	50.4	51.1	52.6	54.9	50.0	50.7	52.2	54.4	48.7	49.4	50.9	53.1	46.5	47.2	48.7	50.9	43.8	44.5	45.9	48.2	41.3	42.0	43.5	45.7
	S/T	0.87	0.80	0.67	0.53	1.00	0.80	0.67	0.54	1.00	0.82	0.70	0.56	1.00	0.84	0.72	0.58	1.00	1.00	0.74	0.60	1.00	1.00	0.78	0.65
	ΔT	30	28	24	20	30	28	24	20	30	28	24	20	30	28	24	20	30	28	24	20	31	29	25	21
Lo PR	122	124	127	132	129	131	134	139	136	137	140	145	141	143	146	151	147	148	151	156	153	155	158	163	
Hi PR	247	248	250	254	285	286	288	292	326	327	328	333	369	370	372	376	416	417	419	423	466	467	469	473	
Amps	9.7	9.7	9.7	9.8	11.1	11.1	11.1	11.2	12.7	12.7	12.7	12.8	14.4	14.4	14.4	14.5	16.3	16.3	16.3	16.4	18.6	18.6	18.5	18.6	
KW	2.75	2.75	2.74	2.77	3.07	3.07	3.07	3.09	3.44	3.43	3.43	3.45	3.83	3.83	3.82	3.85	4.27	4.26	4.26	4.28	4.78	4.78	4.77	4.80	
85	MBh	51.3	52.0	53.5	55.8	50.9	51.6	53.1	55.3	49.6	50.3	51.8	54.0	47.4	48.1	49.5	51.8	44.6	45.3	46.8	49.1	42.2	42.9	44.3	46.6
	S/T	1.00	0.83	0.70	0.57	1.00	0.83	0.71	0.57	1.00	0.86	0.73	0.60	1.00	0.88	0.75	0.61	1.00	1.00	0.77	0.64	1.00	1.00	0.82	0.68
	ΔT	29	27	23	19	29	27	23	19	29	27	23	19	29	27	23	19	29	26	23	19	30	28	24	20
	Lo PR	124	126	129	134	132	133	136	141	138	139	143	148	143	145	148	153	149	150	153	158	155	157	160	165
	Hi PR	249	250	252	256	288	289	290	295	328	329	331	335	371	372	374	378	418	419	421	425	468	469	471	475
	Amps	9.8	9.8	9.8	9.9	11.2	11.2	11.2	11.3	12.8	12.8	12.7	12.9	14.5	14.5	14.5	14.6	16.4	16.4	16.4	16.5	18.6	18.6	18.6	18.7
	KW	2.76	2.76	2.76	2.78	3.09	3.09	3.08	3.11	3.45	3.45	3.44	3.47	3.84	3.84	3.84	3.86	4.28	4.28	4.28	4.30	4.80	4.79	4.79	4.81
	MBh	50.6	51.3	52.8	55.0	50.2	50.9	52.3	54.6	48.9	49.6	51.0	53.3	46.6	47.3	48.8	51.1	43.9	44.6	46.1	48.4	41.4	42.1	43.6	45.9
	S/T	1.00	0.83	0.70	0.57	1.00	0.84	0.71	0.57	1.00	0.86	0.73	0.60	1.00	0.88	0.75	0.61	1.00	1.00	0.77	0.64	1.00	1.00	0.82	0.69
	ΔT	35	33	29	25	35	33	29	25	36	34	30	26	35	33	29	25	35	33	29	25	36	34	30	26
Lo PR	122	124	127	132	129	131	134	139	136	137	140	145	141	143	146	151	146	148	151	156	153	155	158	163	
Hi PR	246	247	249	253	284	285	287	291	325	326	327	332	368	369	371	375	415	416	418	422	465	466	468	472	
Amps	9.7	9.7	9.6	9.8	11.1	11.1	11.1	11.2	12.7	12.7	12.6	12.7	14.4	14.4	14.3	14.4	16.3	16.3	16.2	16.4	18.5	18.5	18.5	18.6	
KW	2.74	2.73	2.73	2.75	3.06	3.06	3.05	3.08	3.42	3.42	3.42	3.44	3.82	3.81	3.81	3.83	4.26	4.25	4.25	4.27	4.77	4.77	4.76	4.79	
85	MBh	51.3	52.0	53.5	55.7	50.8	51.5	53.0	55.3	49.5	50.2	51.7	54.0	47.3	48.0	49.5	51.8	44.6	45.3	46.8	49.0	42.1	42.8	44.3	46.6
	S/T	1.00	0.89	0.76	0.63	1.00	0.90	0.77	0.63	1.00	0.90	0.79	0.66	1.00	0.90	0.81	0.68	1.00	1.00	0.83	0.70	1.00	1.00	0.82	0.75
	ΔT	34	32	28	24	34	32	28	24	34	32	28	24	34	32	28	24	34	32	28	24	35	33	29	25
	Lo PR	124	125	128	134	131	133	136	141	138	139	142	147	143	145	148	153	148	150	153	158	155	156	159	165
	Hi PR	248	249	251	255	286	288	289	294	327	328	330	334	370	371	373	377	417	418	420	424	467	468	470	474
	Amps	9.8	9.7	9.7	9.8	11.2	11.2	11.1	11.2	12.7	12.7	12.7	12.8	14.5	14.4	14.4	14.5	16.4	16.3	16.3	16.4	18.6	18.6	18.6	18.7
	KW	2.75	2.75	2.75	2.77	3.08	3.08	3.07	3.10	3.44	3.44	3.43	3.46	3.83	3.83	3.83	3.85	4.27	4.27	4.26	4.29	4.79	4.78	4.78	4.80
	MBh	52.2	52.9	54.3	56.6	51.7	52.4	53.9	56.1	50.4	51.1	52.6	54.9	48.2	48.9	50.4	52.6	45.5	46.2	47.7	49.9	43.0	43.7	45.2	47.4
	S/T	1.00	0.92	0.80	0.66	1.00	0.93	0.80	0.67	1.00	0.90	0.83	0.69	1.00	0.90	0.84	0.71	1.00	1.00	0.87	0.73	1.00	1.00	0.82	0.78
	ΔT	33	31	27	23	33	31	27	23	33	31	27	23	33	31	27	23	33	30	27	23	34	32	28	24
Lo PR	126	128	131	136	133	135	138	143	140	141	144	149	145	147	150	155	150	152	155	160	157	159	162	167	
Hi PR	250	251	253	257	289	290	291	296	329	330	332	336	373	374	375	380	419	420	422	426	469	470	472	476	
Amps	9.8	9.8	9.8	9.9	11.2	11.2	11.2	11.3	12.8	12.8	12.8	12.9	14.5	14.5	14.5	14.6	16.4	16.4	16.4	16.5	18.7	18.6	18.6	18.7	
KW	2.77	2.77	2.76	2.79	3.10	3.09	3.09	3.11	3.46	3.46	3.45	3.47	3.85	3.85	3.84	3.87	4.29	4.29	4.28	4.31	4.80	4.80	4.79	4.82	

IDB = Entering Indoor Dry Bulb Temperature  
 High and low pressures are measured at the liquid and suction service valves.  
 Shaded area reflects AHRI (TVA) conditions  
 kW = Total system power  
 Amps = outdoor unit amps (comp.+fan)



IDB	AIRFLOW	OUTDOOR AMBIENT TEMPERATURE																								
		65°F				75°F				85°F				95°F				105°F				115°F				
		59	63	67	71	59	63	67	71	59	63	67	71	59	63	67	71	59	63	67	71	59	63	67	71	
70	1150	MBh	41.4	42.0	43.3	-	41.1	41.7	42.9	-	40.0	40.6	41.8	-	38.1	38.7	40.0	-	35.9	36.5	37.7	-	33.8	34.4	35.6	-
		S/T	0.60	0.52	0.40	-	0.60	0.53	0.40	-	0.63	0.55	0.43	-	0.64	0.57	0.44	-	0.66	0.59	0.46	-	1.00	0.64	0.51	-
		ΔT	22	20	16	-	22	20	16	-	22	20	16	-	22	20	16	-	22	20	16	-	23	21	17	-
		Lo PR	116	118	121	-	123	125	128	-	130	131	134	-	135	136	139	-	140	141	144	-	146	148	151	-
		Hi PR	232	233	234	-	268	269	271	-	306	307	309	-	347	348	350	-	392	393	394	-	439	440	442	-
	Amps	7.2	7.2	7.2	-	8.3	8.3	8.3	-	9.5	9.5	9.5	-	10.8	10.8	10.7	-	12.2	12.2	12.2	-	13.9	13.9	13.8	-	
	KW	2.01	2.00	2.00	-	2.25	2.25	2.24	-	2.52	2.52	2.51	-	2.82	2.81	2.81	-	3.14	3.14	3.14	-	3.53	3.53	3.52	-	
	1250	MBh	41.8	42.4	43.6	-	41.4	42.0	43.2	-	40.4	40.9	42.2	-	38.5	39.1	40.3	-	36.2	36.8	38.1	-	34.2	34.7	36.6	-
		S/T	0.63	0.56	0.43	-	0.63	0.56	0.43	-	0.66	0.59	0.46	-	0.68	0.60	0.48	-	0.70	0.63	0.50	-	1.00	0.67	0.55	-
		ΔT	21	19	15	-	21	19	15	-	21	19	15	-	21	19	15	-	21	19	15	-	22	20	16	-
Lo PR		117	119	122	-	124	126	129	-	131	132	135	-	136	137	140	-	141	142	145	-	147	149	152	-	
Hi PR		233	234	235	-	269	270	272	-	307	308	310	-	349	350	351	-	393	394	395	-	440	441	443	-	
1400	MBh	42.4	43.0	44.2	-	42.1	42.6	43.9	-	41.0	41.6	42.8	-	39.1	39.7	40.9	-	36.9	37.4	38.7	-	34.8	35.4	36.6	-	
	S/T	0.66	0.59	0.46	-	0.67	0.59	0.47	-	0.69	0.62	0.49	-	0.71	0.64	0.51	-	0.73	0.66	0.53	-	1.00	0.71	0.58	-	
	ΔT	20	18	14	-	20	18	14	-	20	18	14	-	20	18	14	-	20	18	14	-	21	19	15	-	
	Lo PR	119	121	124	-	126	128	131	-	132	134	137	-	138	139	142	-	143	144	147	-	149	151	154	-	
	Hi PR	235	236	237	-	271	272	274	-	309	310	312	-	350	351	353	-	395	396	397	-	442	443	445	-	
Amps	7.3	7.3	7.3	-	8.4	8.4	8.4	-	9.6	9.6	9.5	-	10.8	10.8	10.8	-	12.3	12.3	12.2	-	14.0	13.9	13.9	-		
KW	2.02	2.02	2.02	-	2.27	2.26	2.26	-	2.54	2.54	2.53	-	2.83	2.83	2.83	-	3.16	3.16	3.16	-	3.55	3.55	3.54	-		

IDB	AIRFLOW	OUTDOOR AMBIENT TEMPERATURE																								
		65°F				75°F				85°F				95°F				105°F				115°F				
		59	63	67	71	59	63	67	71	59	63	67	71	59	63	67	71	59	63	67	71	59	63	67	71	
75	1150	MBh	41.5	42.0	43.3	45.2	41.1	41.7	42.9	44.8	40.0	40.6	41.8	43.7	38.2	38.7	40.0	41.9	35.9	36.5	37.7	39.6	33.8	34.4	35.6	37.5
		S/T	0.72	0.65	0.52	0.38	0.72	0.65	0.52	0.39	0.75	0.68	0.55	0.41	1.00	0.69	0.57	0.43	1.00	0.71	0.59	0.45	1.00	0.76	0.64	0.50
		ΔT	27	24	21	17	26	24	21	16	27	25	21	17	26	24	20	16	26	24	20	16	27	25	22	17
		Lo PR	116	118	121	126	123	125	128	133	130	131	134	139	135	136	139	144	140	141	144	149	146	148	151	156
		Hi PR	232	233	234	238	268	269	271	275	306	307	309	313	348	349	350	354	392	393	394	398	439	440	442	446
	Amps	7.2	7.2	7.2	7.3	8.3	8.3	8.3	8.3	9.5	9.5	9.4	9.5	10.8	10.7	10.7	10.8	12.2	12.2	12.2	12.2	13.9	13.9	13.8	13.9	
	KW	2.00	2.00	2.00	2.02	2.25	2.25	2.24	2.26	2.52	2.52	2.51	2.53	2.81	2.81	2.81	2.83	3.14	3.14	3.14	3.16	3.53	3.53	3.52	3.54	
	1250	MBh	41.8	42.4	43.6	45.5	41.5	42.0	43.3	45.2	40.4	41.0	42.2	44.1	38.5	<b>39.1</b>	40.3	42.2	36.3	36.8	38.1	40.0	34.2	34.8	36.0	37.9
		S/T	0.75	0.68	0.55	0.42	0.76	0.68	0.56	0.42	0.78	0.71	0.58	0.45	1.00	<b>0.73</b>	0.60	0.46	1.00	0.75	0.62	0.48	1.00	0.80	0.67	0.53
		ΔT	26	24	20	16	26	24	20	16	26	24	20	16	26	<b>24</b>	20	16	25	23	19	15	27	25	21	17
Lo PR		117	119	122	127	124	126	129	134	131	132	135	140	136	<b>137</b>	140	145	141	142	145	150	147	149	152	157	
Hi PR		233	234	236	240	269	270	272	276	308	309	310	314	349	<b>350</b>	351	355	393	394	396	400	440	441	443	447	
Amps	7.3	7.3	7.2	7.3	8.3	8.3	8.3	8.4	9.5	9.5	9.5	9.6	10.8	<b>10.8</b>	10.8	10.8	12.2	12.2	12.2	12.3	13.9	13.9	13.9	14.0		
KW	2.01	2.01	2.01	2.02	2.26	2.25	2.25	2.27	2.53	2.53	2.52	2.54	2.82	<b>2.82</b>	2.82	2.83	3.15	3.15	3.14	3.16	3.54	3.53	3.53	3.55		
1400	MBh	42.4	43.0	44.3	46.1	42.1	42.7	43.9	45.8	41.0	41.6	42.8	44.7	39.1	39.7	41.0	42.8	36.9	37.5	38.7	40.6	34.8	35.4	36.6	38.5	
	S/T	0.78	0.71	0.58	0.45	0.79	0.72	0.59	0.45	0.81	0.74	0.61	0.48	1.00	0.76	0.63	0.49	1.00	0.78	0.65	0.52	1.00	0.83	0.70	0.56	
	ΔT	25	23	19	15	25	23	19	15	25	23	19	15	25	23	19	15	24	22	18	14	26	24	20	16	
	Lo PR	119	121	124	129	126	128	131	136	132	134	137	142	138	139	142	147	143	144	147	152	149	151	154	159	
	Hi PR	235	236	237	242	271	272	274	278	309	310	312	316	351	352	353	357	395	396	398	402	442	443	445	449	
Amps	7.3	7.3	7.3	7.4	8.4	8.4	8.3	8.4	9.6	9.5	9.5	9.6	10.8	10.8	10.8	10.9	12.3	12.3	12.2	12.3	13.9	13.9	13.9	14.0		
KW	2.02	2.02	2.02	2.03	2.27	2.26	2.26	2.28	2.54	2.54	2.53	2.55	2.83	2.83	2.83	2.84	3.16	3.16	3.15	3.17	3.55	3.54	3.54	3.56		

IDB = Entering Indoor Dry Bulb Temperature  
 High and low pressures are measured at the liquid and suction service valves.  
 Shaded area reflects ACCA (TVA) conditions  
 kW = Total system power  
 Amps = outdoor unit amps (comp.+fan)



EXPANDED COOLING DATA — ASXC160601C\*+CA\*F4961\*6D\*+EEP+TXV LOW STAGE (CONT.)

IDB	AIRFLOW	OUTDOOR AMBIENT TEMPERATURE																							
		65°F				75°F				85°F				95°F				105°F				115°F			
		59	63	67	71	59	63	67	71	59	63	67	71	59	63	67	71	59	63	67	71	59	63	67	71
80	MBh	41.7	42.3	43.5	45.4	41.3	41.9	43.1	45.0	40.2	40.8	42.0	43.9	38.4	39.0	40.2	42.1	36.1	36.7	37.9	39.8	34.0	34.6	35.9	37.7
	S/T	0.84	0.76	0.64	0.50	1.00	0.77	0.64	0.51	1.00	0.79	0.67	0.53	1.00	0.81	0.68	0.55	1.00	0.83	0.70	0.57	1.00	1.00	0.75	0.62
	ΔT	31	29	25	21	31	29	25	21	31	29	25	21	31	29	25	21	31	29	25	21	32	30	26	22
	Lo PR	117	118	121	126	124	125	128	133	130	132	134	139	135	137	140	145	140	142	145	150	147	148	151	156
	Hi PR	232	233	235	239	269	270	271	275	307	308	309	313	348	349	351	355	392	393	395	399	440	441	442	446
	Amps	7.2	7.2	7.2	7.3	8.3	8.3	8.3	8.4	9.5	9.5	9.5	9.5	10.8	10.8	10.7	10.8	12.2	12.2	12.2	12.2	13.9	13.9	13.8	13.9
KW	2.00	2.00	2.00	2.02	2.25	2.25	2.24	2.26	2.52	2.52	2.51	2.53	2.82	2.81	2.81	2.83	3.14	3.14	3.14	3.16	3.53	3.53	3.52	3.54	
1250	MBh	42.0	42.6	43.9	45.7	41.7	42.3	43.5	45.4	40.6	41.2	42.4	44.3	38.7	39.3	40.6	42.4	36.5	37.1	38.3	40.2	34.4	35.0	36.2	38.1
	S/T	0.87	0.80	0.67	0.53	1.00	0.80	0.68	0.54	1.00	0.83	0.70	0.56	1.00	0.85	0.72	0.58	1.00	0.87	0.74	0.60	1.00	1.00	0.79	0.65
	ΔT	30	28	24	20	30	28	24	20	31	28	25	21	30	28	24	20	30	28	24	20	31	29	25	21
	Lo PR	118	119	122	127	125	126	129	134	131	133	136	140	136	138	141	146	142	143	146	151	148	149	152	157
	Hi PR	233	234	236	240	270	271	273	277	308	309	311	315	349	350	352	356	393	394	396	400	441	442	443	447
	Amps	7.3	7.3	7.2	7.3	8.3	8.3	8.3	8.4	9.5	9.5	9.5	9.6	10.8	10.8	10.8	10.9	12.2	12.2	12.2	12.3	13.9	13.9	13.9	14.0
KW	2.01	2.01	2.01	2.03	2.26	2.25	2.25	2.27	2.53	2.53	2.52	2.54	2.82	2.82	2.82	2.84	3.15	3.15	3.15	3.16	3.54	3.54	3.53	3.55	
1400	MBh	42.7	43.2	44.5	46.4	42.3	42.9	44.1	46.0	41.2	41.8	43.0	44.9	39.4	39.9	41.2	43.1	37.1	37.7	38.9	40.8	35.0	35.6	36.8	38.7
	S/T	0.90	0.83	0.70	0.57	1.00	0.83	0.71	0.57	1.00	0.86	0.73	0.59	1.00	0.88	0.75	0.61	1.00	0.90	0.77	0.63	1.00	1.00	0.82	0.68
	ΔT	29	27	23	19	29	27	23	19	30	27	24	20	29	27	23	19	29	27	23	19	30	28	24	20
	Lo PR	120	121	124	129	127	128	131	136	133	134	137	142	138	140	143	148	143	145	148	153	150	151	154	159
	Hi PR	235	236	238	242	272	273	274	278	310	311	313	317	351	352	354	358	395	396	398	402	443	444	445	449
	Amps	7.3	7.3	7.3	7.4	8.4	8.4	8.4	8.4	9.6	9.6	9.5	9.6	10.8	10.8	10.8	10.9	12.3	12.3	12.2	12.3	13.9	13.9	13.9	14.0
KW	2.02	2.02	2.02	2.04	2.27	2.26	2.26	2.28	2.54	2.54	2.53	2.55	2.83	2.83	2.83	2.85	3.16	3.16	3.16	3.17	3.55	3.55	3.54	3.56	

85	MBh	42.4	43.0	44.2	46.1	42.0	42.6	43.8	45.7	40.9	41.5	42.7	44.6	39.1	39.7	40.9	42.8	36.8	37.4	38.6	40.5	34.7	35.3	36.6	38.4
	S/T	1.00	0.86	0.73	0.60	1.00	0.87	0.74	0.60	1.00	0.89	0.76	0.63	1.00	1.00	0.78	0.64	1.00	1.00	0.80	0.67	1.00	1.00	0.85	0.71
	ΔT	35	33	29	25	35	33	29	25	35	33	29	25	35	33	29	25	35	33	29	25	36	34	30	26
	Lo PR	119	120	123	128	126	127	130	135	132	133	136	141	137	138	141	146	142	144	147	151	149	150	153	158
	Hi PR	233	234	236	240	270	271	272	276	308	309	311	315	349	350	352	356	393	394	396	400	441	442	443	447
	Amps	7.3	7.3	7.2	7.3	8.3	8.3	8.3	8.4	9.5	9.5	9.5	9.6	10.8	10.8	10.8	10.8	12.2	12.2	12.2	12.3	13.9	13.9	13.9	13.9
KW	2.01	2.01	2.00	2.02	2.25	2.25	2.25	2.27	2.53	2.52	2.52	2.54	2.82	2.82	2.81	2.83	3.15	3.15	3.14	3.16	3.53	3.53	3.53	3.55	
1250	MBh	42.7	43.3	44.5	46.4	42.4	42.9	44.2	46.1	41.3	41.9	43.1	45.0	39.4	40.0	41.2	43.1	37.2	37.8	39.0	40.9	35.1	35.7	36.9	38.8
	S/T	1.00	0.89	0.76	0.63	1.00	0.90	0.77	0.64	1.00	0.92	0.79	0.66	1.00	1.00	0.81	0.68	1.00	1.00	0.83	0.70	1.00	1.00	0.88	0.75
	ΔT	34	32	28	24	34	32	28	24	35	33	29	25	34	32	28	24	34	32	28	24	35	33	29	25
	Lo PR	120	121	124	129	127	128	131	136	133	134	137	142	138	140	143	147	143	145	148	153	150	151	154	159
	Hi PR	235	236	237	241	271	272	274	278	309	310	312	316	350	351	353	357	395	396	397	401	442	443	444	449
	Amps	7.3	7.3	7.3	7.3	8.4	8.3	8.3	8.4	9.5	9.5	9.5	9.6	10.8	10.8	10.8	10.9	12.2	12.2	12.2	12.3	13.9	13.9	13.9	14.0
KW	2.02	2.02	2.01	2.03	2.26	2.26	2.25	2.27	2.53	2.53	2.53	2.55	2.83	2.83	2.82	2.84	3.16	3.15	3.15	3.17	3.54	3.54	3.54	3.56	
1400	MBh	43.4	43.9	45.2	47.1	43.0	43.6	44.8	46.7	41.9	42.5	43.7	45.6	40.1	40.6	41.9	43.8	37.8	38.4	39.6	41.5	35.7	36.3	37.5	39.4
	S/T	1.00	0.92	0.80	0.66	1.00	0.93	0.80	0.67	1.00	1.00	0.83	0.69	1.00	1.00	0.84	0.71	1.00	1.00	0.86	0.73	1.00	1.00	0.91	0.78
	ΔT	33	31	27	23	33	31	27	23	34	32	28	24	33	31	27	23	33	31	27	23	34	32	28	24
	Lo PR	122	123	126	131	129	130	133	138	135	136	139	144	140	141	144	149	145	146	149	154	151	153	156	161
	Hi PR	236	237	239	243	273	274	275	279	311	312	314	318	352	353	355	359	396	397	399	403	444	445	446	450
	Amps	7.3	7.3	7.3	7.4	8.4	8.4	8.4	8.5	9.6	9.6	9.6	9.6	10.9	10.9	10.8	10.9	12.3	12.3	12.3	12.3	14.0	14.0	13.9	14.0
KW	2.03	2.03	2.02	2.04	2.27	2.27	2.27	2.28	2.54	2.54	2.54	2.56	2.84	2.84	2.83	2.85	3.17	3.16	3.16	3.18	3.55	3.55	3.55	3.57	

IDB = Entering Indoor Dry Bulb Temperature  
 High and low pressures are measured at the liquid and suction service valves.  
 Shaded area reflects AHRI (TVA) conditions  
 kW = Total system power  
 Amps = outdoor unit amps (comp.+fan)

IDB	AIRFLOW	OUTDOOR AMBIENT TEMPERATURE																								
		65°F				75°F				85°F				95°F				105°F				115°F				
		59	63	67	71	59	63	67	71	59	63	67	71	59	63	67	71	59	63	67	71	59	63	67	71	
70	1480	MBh	58.1	58.9	60.7	-	57.6	58.4	60.1	-	56.1	56.9	58.6	-	53.5	54.4	56.1	-	50.4	51.2	52.9	-	47.5	48.3	50.0	-
		S/T	0.61	0.54	0.42	-	0.62	0.55	0.42	-	0.64	0.57	0.45	-	0.66	0.59	0.46	-	0.68	0.61	0.48	-	1.00	0.66	0.53	-
		ΔT	22	20	16	-	22	20	16	-	22	20	16	-	22	20	16	-	22	19	15	-	23	21	17	-
		Lo PR	114	116	118	-	121	122	125	-	127	128	131	-	132	134	136	-	137	139	141	-	143	145	148	-
		Hi PR	244	245	246	-	282	283	284	-	322	323	324	-	365	366	367	-	411	412	414	-	460	461	463	-
	Amps	11.6	11.6	11.5	-	13.2	13.2	13.2	-	15.1	15.1	15.1	-	17.2	17.2	17.1	-	19.4	19.4	19.4	-	22.1	22.1	22.1	-	
	KW	3.20	3.20	3.19	-	3.59	3.58	3.58	-	4.02	4.02	4.01	-	4.49	4.49	4.48	-	5.01	5.01	5.00	-	5.63	5.62	5.62	-	
	MBh	58.7	59.5	61.2	-	58.2	59.0	60.7	-	56.7	57.5	59.2	-	54.1	54.9	56.6	-	51.0	51.8	53.5	-	48.1	48.9	50.6	-	
	S/T	0.63	0.56	0.44	-	0.64	0.57	0.45	-	0.66	0.59	0.47	-	0.68	0.61	0.49	-	0.70	0.63	0.51	-	1.00	0.68	0.55	-	
	ΔT	21	19	15	-	21	19	15	-	21	19	15	-	21	19	15	-	21	19	15	-	22	20	16	-	
Lo PR	115	117	120	-	122	124	127	-	128	130	133	-	133	135	138	-	138	140	143	-	145	146	149	-		
Hi PR	245	246	248	-	283	284	286	-	323	324	326	-	366	367	369	-	412	413	415	-	462	463	464	-		
Amps	11.6	11.6	11.6	-	13.3	13.3	13.3	-	15.2	15.2	15.1	-	17.2	17.2	17.2	-	19.5	19.5	19.4	-	22.2	22.1	22.1	-		
KW	3.21	3.21	3.20	-	3.60	3.60	3.59	-	4.03	4.03	4.02	-	4.50	4.50	4.49	-	5.02	5.02	5.01	-	5.64	5.63	5.63	-		
MBh	59.5	60.3	62.0	-	59.0	59.8	61.5	-	57.5	58.3	60.0	-	54.9	55.7	57.5	-	51.8	52.6	54.3	-	48.9	49.7	51.4	-		
S/T	0.65	0.58	0.46	-	0.66	0.59	0.46	-	0.68	0.61	0.48	-	0.70	0.63	0.50	-	0.72	0.65	0.52	-	1.00	0.69	0.57	-		
ΔT	20	18	14	-	20	18	14	-	21	18	14	-	20	18	14	-	20	18	14	-	21	19	15	-		
Lo PR	117	118	121	-	124	125	128	-	130	131	134	-	135	136	139	-	140	141	144	-	146	148	150	-		
Hi PR	246	248	249	-	285	286	287	-	325	326	327	-	368	369	370	-	414	415	417	-	463	464	466	-		
Amps	11.7	11.7	11.6	-	13.4	13.3	13.3	-	15.2	15.2	15.2	-	17.3	17.3	17.2	-	19.5	19.5	19.5	-	22.2	22.2	22.2	-		
KW	3.22	3.22	3.21	-	3.61	3.61	3.60	-	4.04	4.04	4.03	-	4.51	4.51	4.50	-	5.04	5.03	5.03	-	5.65	5.65	5.64	-		

75	1480	MBh	58.2	59.0	60.7	63.3	57.7	58.5	60.2	62.8	56.2	57.0	58.7	61.3	53.6	54.4	56.1	58.7	50.4	51.2	53.0	55.6	47.6	48.4	50.1	52.7
		S/T	0.73	0.66	0.54	0.40	0.74	0.67	0.54	0.41	0.76	0.69	0.57	0.43	0.78	0.71	0.58	0.45	1.00	0.73	0.60	0.47	1.00	0.78	0.65	0.52
		ΔT	27	25	21	16	27	24	20	16	27	25	21	17	27	24	20	16	26	24	20	16	28	25	21	17
		Lo PR	114	116	119	123	121	122	125	130	127	128	131	136	132	134	136	141	137	139	141	146	143	145	148	152
		Hi PR	244	245	247	251	282	283	285	289	322	323	325	329	365	366	368	372	411	412	414	418	461	462	463	468
	Amps	11.6	11.5	11.5	11.6	13.2	13.2	13.2	13.3	15.1	15.1	15.1	15.2	17.2	17.1	17.1	17.2	19.4	19.4	19.4	19.5	22.1	22.1	22.1	22.2	
	KW	3.20	3.19	3.19	3.22	3.59	3.58	3.58	3.61	4.02	4.01	4.01	4.04	4.49	4.48	4.48	4.51	5.01	5.01	5.00	5.03	5.62	5.62	5.61	5.64	
	MBh	58.7	59.5	61.3	63.9	58.2	59.0	60.7	63.4	56.7	57.5	59.3	61.9	54.1	55.0	56.7	59.3	51.0	51.8	53.5	56.1	48.1	48.9	50.6	53.3	
	S/T	0.75	0.68	0.56	0.43	0.76	0.69	0.56	0.43	0.78	0.71	0.59	0.46	1.00	0.73	0.61	0.47	1.00	0.75	0.63	0.49	1.00	0.80	0.67	0.54	
	ΔT	26	24	20	16	26	24	20	16	26	24	20	16	26	24	20	16	26	23	19	15	27	25	21	17	
Lo PR	115	117	120	124	122	124	127	131	128	130	133	137	133	135	138	142	138	140	143	147	145	146	149	154		
Hi PR	245	246	248	252	283	284	286	290	323	324	326	330	366	367	369	373	412	413	415	419	462	463	465	469		
Amps	11.6	11.6	11.6	11.7	13.3	13.3	13.2	13.4	15.2	15.2	15.1	15.3	17.2	17.2	17.2	17.3	19.5	19.5	19.4	19.6	22.1	22.1	22.1	22.2		
KW	3.21	3.21	3.20	3.23	3.60	3.59	3.59	3.62	4.03	4.03	4.02	4.05	4.50	4.49	4.49	4.52	5.02	5.02	5.01	5.04	5.63	5.63	5.62	5.65		
MBh	59.6	60.4	62.1	64.7	59.0	59.8	61.6	64.2	57.5	58.3	60.1	62.7	55.0	55.8	57.5	60.1	51.8	52.6	54.3	57.0	48.9	49.7	51.5	54.1		
S/T	0.77	0.70	0.57	0.44	0.78	0.71	0.58	0.45	0.80	0.73	0.60	0.47	1.00	0.75	0.62	0.49	1.00	0.77	0.64	0.51	1.00	0.81	0.69	0.56		
ΔT	25	23	19	15	25	23	19	15	25	23	19	15	25	23	19	15	25	23	19	14	26	24	20	16		
Lo PR	117	118	121	126	124	125	128	133	130	131	134	139	135	136	139	144	140	141	144	149	146	148	150	155		
Hi PR	247	248	249	254	285	286	288	292	325	326	327	332	368	369	370	375	414	415	417	421	464	465	466	470		
Amps	11.7	11.6	11.6	11.7	13.3	13.3	13.3	13.4	15.2	15.2	15.2	15.3	17.3	17.2	17.2	17.3	19.5	19.5	19.5	19.6	22.2	22.2	22.2	22.3		
KW	3.22	3.22	3.21	3.24	3.61	3.61	3.61	3.63	4.04	4.04	4.03	4.06	4.51	4.51	4.50	4.53	5.03	5.03	5.02	5.05	5.65	5.64	5.64	5.67		

IDB = Entering Indoor Dry Bulb Temperature  
 High and low pressures are measured at the liquid and suction service valves.  
 Shaded area reflects ACCA (TVA) conditions  
 kW = Total system power  
 Amps = outdoor unit amps (comp.+fan)

EXPANDED COOLING DATA — ASXC160601C\*+CA\*F4961\*6D\*+EEP+TXV HIGH STAGE (CONT.)

IDB	AIRFLOW	OUTDOOR AMBIENT TEMPERATURE												ENTERING INDOOR WET BULB TEMPERATURE											
		65°F				75°F				85°F				95°F				105°F				115°F			
		59	63	67	71	59	63	67	71	59	63	67	71	59	63	67	71	59	63	67	71	59	63	67	71
80	MBh	58.5	59.3	61.0	63.6	58.0	58.8	60.5	63.1	56.5	57.3	59.0	61.6	53.9	54.7	56.4	59.0	50.7	51.5	53.3	55.9	47.9	48.7	50.4	53.0
	S/T	0.85	0.78	0.65	0.52	0.85	0.78	0.66	0.53	1.00	0.80	0.68	0.55	1.00	0.82	0.70	0.57	1.00	0.84	0.72	0.59	1.00	0.89	0.77	0.63
	ΔT	31	29	25	21	31	29	25	21	32	30	26	21	31	29	25	21	31	29	25	21	32	30	26	22
	Lo PR	115	116	119	124	122	123	126	131	128	129	132	137	133	134	137	142	138	139	142	147	144	145	148	153
	Hi PR	244	245	247	251	282	283	285	289	322	323	325	329	365	366	368	372	412	413	414	419	461	462	464	468
	Amps	11.6	11.5	11.5	11.6	13.2	13.2	13.2	13.3	15.1	15.1	15.1	15.2	17.2	17.2	17.1	17.3	19.4	19.4	19.4	19.5	22.1	22.1	22.1	22.2
	KW	3.20	3.20	3.19	3.22	3.59	3.58	3.58	3.61	4.02	4.02	4.01	4.04	4.49	4.48	4.48	4.51	5.01	5.01	5.00	5.03	5.62	5.62	5.61	5.64
	MBh	59.0	59.8	61.6	64.2	58.5	59.3	61.0	63.7	57.0	57.8	59.5	62.2	54.4	55.3	57.0	59.6	51.3	52.1	53.8	56.4	48.4	49.2	50.9	53.6
	S/T	0.87	0.80	0.67	0.54	1.00	0.80	0.68	0.55	1.00	0.83	0.70	0.57	1.00	0.85	0.72	0.59	1.00	0.87	0.74	0.61	1.00	1.00	0.79	0.66
	ΔT	31	29	25	20	31	28	24	20	31	29	25	21	31	28	24	20	30	28	24	20	32	30	26	21
	Lo PR	116	117	120	125	123	124	127	132	129	130	133	138	134	135	138	143	139	140	143	148	145	146	149	154
	Hi PR	246	247	248	252	284	285	286	291	324	325	326	330	367	368	369	373	413	414	416	420	462	463	465	469
Amps	11.6	11.6	11.6	11.7	13.3	13.3	13.3	13.4	15.2	15.2	15.1	15.3	17.2	17.2	17.2	17.3	19.5	19.5	19.4	19.6	22.2	22.1	22.1	22.2	
KW	3.21	3.21	3.20	3.23	3.60	3.60	3.59	3.62	4.03	4.03	4.02	4.05	4.50	4.50	4.49	4.52	5.02	5.02	5.01	5.04	5.64	5.63	5.63	5.66	
MBh	59.8	60.7	62.4	65.0	59.3	60.1	61.9	64.5	57.8	58.6	60.4	63.0	55.3	56.1	57.8	60.4	52.1	52.9	54.6	57.3	49.2	50.0	51.8	54.4	
S/T	0.88	0.81	0.69	0.56	1.00	0.82	0.70	0.56	1.00	0.84	0.72	0.59	1.00	0.86	0.74	0.61	1.00	0.88	0.76	0.63	1.00	1.00	0.80	0.67	
ΔT	30	28	24	20	30	28	24	19	30	28	24	20	30	28	24	19	30	27	23	19	31	29	25	21	
Lo PR	118	119	122	127	124	126	129	133	130	132	135	139	135	137	140	144	140	142	145	149	147	148	151	156	
Hi PR	247	248	250	254	285	286	288	292	325	326	328	332	368	369	371	375	415	416	417	421	464	465	467	471	
Amps	11.7	11.7	11.6	11.8	13.4	13.3	13.3	13.4	15.2	15.2	15.2	15.3	17.3	17.3	17.2	17.4	19.5	19.5	19.5	19.6	22.2	22.2	22.2	22.3	
KW	3.22	3.22	3.21	3.24	3.61	3.61	3.60	3.63	4.04	4.04	4.03	4.06	4.51	4.51	4.50	4.53	5.03	5.03	5.03	5.05	5.65	5.65	5.65	5.67	
85	MBh	59.4	60.2	62.0	64.6	58.9	59.7	61.4	64.1	57.4	58.2	59.9	62.6	54.8	55.7	57.4	60.0	51.7	52.5	54.2	56.8	48.8	49.6	51.3	54.0
	S/T	1.00	0.87	0.74	0.61	1.00	0.88	0.75	0.62	1.00	0.90	0.77	0.64	1.00	1.00	0.79	0.66	1.00	1.00	0.81	0.68	1.00	1.00	0.86	0.73
	ΔT	36	33	29	25	36	33	29	25	36	34	30	26	36	33	29	25	35	33	29	25	37	34	30	26
	Lo PR	116	118	121	125	123	125	128	132	129	131	134	138	134	136	139	143	139	141	144	148	146	147	150	155
	Hi PR	245	246	248	252	283	285	286	290	323	324	326	330	366	367	369	373	413	414	415	420	462	463	465	469
	Amps	11.6	11.6	11.6	11.7	13.3	13.3	13.2	13.4	15.2	15.1	15.1	15.2	17.2	17.2	17.2	17.3	19.5	19.5	19.4	19.6	22.1	22.1	22.1	22.2
	KW	3.21	3.20	3.20	3.23	3.59	3.59	3.58	3.61	4.03	4.02	4.02	4.05	4.50	4.49	4.49	4.52	5.02	5.02	5.01	5.04	5.63	5.63	5.62	5.65
	MBh	60.0	60.8	62.5	65.1	59.5	60.3	62.0	64.6	58.0	58.8	60.5	63.1	55.4	56.2	57.9	60.6	52.3	53.1	54.8	57.4	49.4	50.2	51.9	54.5
	S/T	1.00	0.89	0.77	0.64	1.00	0.90	0.77	0.64	1.00	0.92	0.80	0.66	1.00	1.00	0.81	0.68	1.00	1.00	0.83	0.70	1.00	1.00	0.88	0.75
	ΔT	35	33	29	25	35	33	29	25	35	33	29	25	35	33	29	25	35	32	28	24	36	34	30	26
	Lo PR	118	119	122	127	124	126	129	134	130	132	135	140	136	137	140	145	141	142	145	150	147	148	151	156
	Hi PR	247	248	249	254	285	286	287	292	325	326	327	332	368	369	370	375	414	415	417	421	463	465	466	470
Amps	11.6	11.6	11.6	11.7	13.3	13.3	13.3	13.4	15.2	15.2	15.2	15.3	17.2	17.2	17.2	17.3	19.5	19.5	19.5	19.6	22.2	22.2	22.2	22.3	
KW	3.22	3.22	3.21	3.24	3.61	3.60	3.60	3.63	4.04	4.04	4.03	4.06	4.51	4.50	4.50	4.53	5.03	5.03	5.02	5.05	5.64	5.64	5.63	5.66	
MBh	60.8	61.6	63.3	66.0	60.3	61.1	62.8	65.4	58.8	59.6	61.3	63.9	56.2	57.0	58.8	61.4	53.1	53.9	55.6	58.2	50.2	51.0	52.7	55.3	
S/T	1.00	0.91	0.78	0.65	1.00	0.91	0.79	0.66	1.00	0.94	0.81	0.68	1.00	1.00	0.83	0.70	1.00	1.00	0.85	0.72	1.00	1.00	0.90	0.77	
ΔT	34	32	28	24	34	32	28	24	34	32	28	24	34	32	28	24	34	32	28	23	35	33	29	25	
Lo PR	119	121	123	128	126	127	130	135	132	133	136	141	137	139	141	146	142	143	146	151	148	150	153	157	
Hi PR	248	249	251	255	286	287	289	293	326	327	329	333	369	370	372	376	416	417	418	423	465	466	468	472	
Amps	11.7	11.7	11.7	11.8	13.4	13.4	13.3	13.5	15.3	15.3	15.2	15.4	17.3	17.3	17.3	17.4	19.6	19.6	19.5	19.7	22.2	22.2	22.2	22.3	
KW	3.23	3.23	3.22	3.25	3.62	3.62	3.61	3.64	4.05	4.05	4.04	4.07	4.52	4.52	4.51	4.54	5.04	5.04	5.03	5.06	5.66	5.65	5.65	5.68	

IDB = Entering Indoor Dry Bulb Temperature  
 High and low pressures are measured at the liquid and suction service valves.  
 Shaded area reflects AHRI (TVA) conditions  
 kW = Total system power  
 Amps = outdoor unit amps (comp.+fan)

1	2	3	4	5	6	7	8
ECN: XXXXXX		REV: A	ZONE: XXXXX	DESCRIPTION:		CHK ID: - GL	
DATE:							

MODEL	W"	D"	H"
ASXC160241C*	29 $\frac{3}{4}$	29 $\frac{3}{4}$	32 $\frac{1}{2}$
ASXC160361C*	35 $\frac{3}{4}$	35 $\frac{3}{4}$	36 $\frac{1}{2}$
ASXC160481C*	35 $\frac{3}{4}$	35 $\frac{3}{4}$	37
ASXC160601C*	35 $\frac{3}{4}$	35 $\frac{3}{4}$	42 $\frac{1}{4}$

<p><b>SPECIAL CHARACTERISTICS:</b></p> <ul style="list-style-type: none"> <li>⊕ = 6SIGMA</li> <li>⊕ = CRITICAL CHARACTERISTIC</li> <li>⊕ = SIGNIFICANT CHARACTERISTIC</li> </ul>	<p><b>ASXC16</b></p> <p>ENGINEERING TO BE INTERPRETED IN ACCORDANCE WITH THE DIMENSIONS AND FINISHES UNLESS OTHERWISE NOTED.</p> <p>DOWN BY: _____ ENG: _____</p> <p>SCALE: X 1:1 ANGLES: 1:1</p> <p>DATE: _____ REV: _____</p> <p>NOTE: 8.1.005 TUBE CUT TO L. 083</p>
--	---



MODEL	DESCRIPTION	ASXC16 024	ASXC16 036	ASXC16 048	ASXC16 060
ABK-20 <sup>1</sup>	Anchor Bracket Kit	X	X	X	X
ASC-01	Anti-Short Cycle Kit	X	X	X	X
CSR-U-1	Hard-start Kit	X	X		
CSR-U-2	Hard-start Kit			X	X
CSR-U-3	Hard-start Kit			X	X
FSK01A <sup>2</sup>	Freeze Protection Kit	X	X	X	X
LSK02A	Liquid Line Solenoid Valve	X	X	X	X
TX2N4 <sup>3</sup>	TXV Kit	X			
TX2N4A <sup>3</sup>	TXV Kit	X			
TX3N4 <sup>3</sup>	TXV Kit		X		
TX5N4 <sup>3</sup>	TXV Kit			X	X

Note: Maximum number of installed accessories at the same time is limited by the size of the unit's control box.

<sup>1</sup> Contains 20 brackets; four brackets needed to anchor unit to pad

<sup>2</sup> Installed on indoor coil

<sup>3</sup> Condensing units and heat pumps with reciprocating or rotary compressors require the use of start-assist components when used in conjunction with an indoor coil using a non-bleed thermal expansion valve refrigerant metering device or liquid solenoid kit. The TXV should always be sized based on the tonnage of the outdoor unit.

**All AHRI system ratings are accessible in the System Configurator tool via PartnerLink.**